

THE UNIVERSITY OF CHICAGO  
ORIENTAL INSTITUTE NUBIAN EXPEDITION  
VOLUME 5

EXCAVATIONS BETWEEN ABU SIMBEL  
AND THE SUDAN FRONTIER

---

C-GROUP, PAN GRAVE, AND KERMA REMAINS AT ADINDAN  
CEMETERIES T, K, U, AND J





CAMPAGNE INTERNATIONALE POUR LA SAUVEGARDE  
DES MONUMENTS DE LA NUBIE

---


THE UNIVERSITY OF CHICAGO  
ORIENTAL INSTITUTE NUBIAN EXPEDITION  
VOLUME V

Internet publication of this work was made possible with the  
generous support of Misty and Lewis Gruber

*Excavations between Abu Simbel and the Sudan Frontier*  
KEITH C. SEELE, *Director*

PART 5:  
**C-GROUP, PAN GRAVE, AND KERMA  
REMAINS AT ADINDAN CEMETERIES  
T, K, U, AND J**

*by*  
BRUCE WILLIAMS



THE ORIENTAL INSTITUTE OF THE UNIVERSITY OF CHICAGO  
CHICAGO · ILLINOIS

Library of Congress Catalog Card Number: 81-85835

ISBN: 0-918986-33-8

*The Oriental Institute, The University of Chicago*

© 1983 by The University of Chicago. All rights reserved  
Published 1983. Printed in the United States of America

*To the memory of*  
**PROFESSOR KEITH C. SEELE**



# CONTENTS

	PAGE
LIST OF TABLES . . . . .	ix
LIST OF FIGURES . . . . .	xi
LIST OF PLATES . . . . .	xiii
FOREWORD, <i>Diederika M. Seele</i> . . . . .	xvii
PREFACE, <i>Bruce Williams</i> . . . . .	xxiii
SPECIAL ACKNOWLEDGMENT . . . . .	xxv
1. CHRONOLOGY, HISTORY, AND BURIAL CUSTOMS . . . . .	1
2. POTTERY . . . . .	25
3. OBJECTS . . . . .	65
4. ART AND EPIGRAPHY . . . . .	97
5. PAN GRAVE AND KERMA REMAINS . . . . .	111
6. CONCLUSION . . . . .	115
APPENDIX . . . . .	121
REGISTER OF LOCI . . . . .	123



## LIST OF TABLES

1.—Excavation of Cemeteries T, K, U, and J . . . . .	2
2.—Chronology of C-Group Burial Customs in Cemeteries T, K, U, and J . . . . .	6
3.—Pottery as Chronological Evidence in Cemeteries T, K, and U . . . . .	7
4.—Chronology of Cemeteries T, K, and U . . . . .	10
5.—Significant Stratigraphic Relationships . . . . .	13
6.—Conclusions Based on Stratigraphic Relationships . . . . .	13
7.—History of Cemetery T . . . . .	16
8.—History of Cemeteries K and U . . . . .	19
9.—C-Group, Pan Grave, and Kerma Pottery and Egyptian Imports: Analysis of Clay and Inclusions . . . . .	30
10.—The Incised Bowls: Distinguishing Characteristics . . . . .	40
11.—The Incised Bowls: Shapes and Decoration . . . . .	41
12.—The Incised Bowls: Chronology of Characteristic and Continuing Major Features . . . . .	44
13.—The Incised Bowls: Rim Decoration . . . . .	44
14.—The Incised Bowls: Base Decoration . . . . .	44
15.—The Incised Bowls: Register (according to decorative motifs) . . . . .	46
16.—The Black-topped Bowls: Distinguishing Characteristics . . . . .	47
17.—The Black-topped Bowls: Shapes . . . . .	48
18.—The Black-topped Bowls: Chronology of Characteristic Shapes . . . . .	48
19.—The Black-topped Bowls: Register . . . . .	49
20.—C-Group Jars: Shapes and Decoration . . . . .	50
21.—C-Group Jars: Register . . . . .	51
22.—Egyptian Jars: Shapes . . . . .	52
23.—Egyptian Jars: Register . . . . .	53
24.—C-Group Utility Bowls: Shapes and Decoration . . . . .	55
25.—Concordance of Vessels Intentionally Deposited with Burials in Cemeteries T, K, and U . . . . .	56
26.—List of Sherds . . . . .	61
27.—Leather Groups and Related Objects . . . . .	66
28.—Register of Sandals    A. Classified by Form    B. Fragments of Sandals Unavailable for Study . . . . .	72
29.—Register of Shells for Eye Paint, Palettes, and Grindstones . . . . .	74
30.—Register of Textiles . . . . .	76
31.—Other Unclassified Small Objects . . . . .	77
32.—Pebble Identifications . . . . .	78
33.—Register of Pebbles . . . . .	79
34.—Register of Ostrich Egg and Feathers . . . . .	80
35.—Animals and Parts of Animals Deposited with the Tombs . . . . .	80
36.—Hair Rings . . . . .	81
37.—Bracelets . . . . .	81
38.—Rings . . . . .	81
39.—Register of Hair Rings, Single-piece Bracelets, and Rings . . . . .	82
40.—Beads . . . . .	83
41.—Register of Beads . . . . .	84
42.—Register of Bead Objects . . . . .	93
43.—Register of Shells and Shell Wristlet Plaques . . . . .	94
44.—Egyptian Objects . . . . .	95
45.—Register of Figurines . . . . .	98
46.—Register of Stelae . . . . .	100
47.—Register of Pot Marks . . . . .	108
48.—Kerma Graves . . . . .	111
49.—Pan Graves . . . . .	112
50.—Tombs in the Abu-Simbel–Adindan District . . . . .	121





## LIST OF FIGURES

1. Distribution of chronological criteria according to location in Cemetery T. (A) Phases I–IIA; (B) Phase III	9
2. Distribution of incised bowls with C-Group I and II decoration in Cemetery T and the stages of Cemetery T	14
3. Distribution of incised bowls with C-Group decoration in Cemetery K	17
4. Shaping incised bowls and related vessels	33
5. Shaping black-topped bowls	34
6. Shaping bodies of C-Group jars	35
7. Arrangement of straps as preserved on a C-Group sandal	70
8. Ship from stela in T39	101
9. Decoration on Chicago cattle bowl	102
10. Decoration on Chicago cattle bowl ( <i>continued</i> )	103
11. Postfiring pot marks on Egyptian pottery	107
12. T38	132
13. T50	135
14. T72	141
15. T91	146
16. T94	147
17. T111	152
18. T147	159
19. T149	161
20. T153C	163
21. T162	165
22. T171	167
23. T176	169
24. T191	173
25. T203	175
26. T223	180
27. T227	182
28. T230	185
29. T232	186
30. T235	188
31. T241	190
32. T246	191
33. K16	204
34. K22	205
35. K23	206
36. K32	208
37. K42	211
38. K57	215
39. K60	216
40. K61	217
41. K62	218
42. K63	219
43. K74	222
44. K86	224
45. K88	225
46. U1	230
47. U2–U4	232
48. J1	235



## LIST OF PLATES

1. Excavations of the Oriental Institute Nubian Expedition between Abu Simbel and the Sudan frontier, site map.
2. Cemetery T at Adindan.
3. Cemetery K at Adindan.
4. Phase IA pottery from Cemetery T.
5. Incised bowls with phase IB decoration: nested rhombs.
6. Incised bowls with phase IB decoration: *Flechtmuster*, *Flechtmuster* in quadrants, and quadrants alternated as though woven.
7. Incised bowls with phase IB decoration: chevrons and serpents.
8. Incised bowls with phase IIA decoration: triangles with apex at top.
9. Incised bowls with phase IIA decoration: triangles with apex at top and with apex at bottom.
10. Incised bowls with phase IIA decoration: triangles in various positions and combinations.
11. Incised bowls with phase IIA decoration: running lozenges and checkers in horizontal lines.
12. Incised bowls with phase IIA decoration: checkers in curving lines.
13. Incised bowls with phase IIA decoration: checkers in diagonal lines.
14. Incised bowls with phase IIA decoration: designs in horizontal combinations.
15. Incised bowls with phase IIA decoration: herringbone, vertical seams, vertical bands, and horizontal bands.
16. Incised bowls with phase IIA decoration: hatching in groups, irregular combinations that make symmetrical designs, and pinwheels.
17. Incised bowls: representations of cattle and unique designs.
18. Incised bowls with phase IIA, IIB, and III decoration: floating elongated lozenges, blobs, chevrons, and deeply incised irregular patterns.
19. Chicago cattle bowl.
20. Cairo cattle bowl.
21. Incised bowls with phase IB decoration: nested rhombs.
22. Incised bowls with phase IB decoration: nested rhombs and *Flechtmuster*.
23. Incised bowls with phase IB decoration: *Flechtmuster*.
24. Phase IB incised bowls: *Flechtmuster* in quadrants, and quadrants alternated as though woven.
25. Incised bowls with phase IB decoration: chevrons.
26. Incised bowls with phase IB decoration: chevrons and serpents.
27. Incised bowls with phase IIA decoration: triangles with apex at top.
28. Incised bowls with phase IIA decoration: triangles with apex at top.
29. Incised bowls with phase IIA decoration: triangles with apex at top.
30. Incised bowls with phase IIA decoration: triangles with apex at top and with apex at bottom.
31. Incised bowls with phase IIA decoration: opposed triangles and triangles in zones divided by band.
32. Incised bowls with phase IIA decoration: upended triangles and running lozenges.
33. Incised bowls with phase IIA decoration: checkers in horizontal lines.
34. Incised bowls with phase IIA decoration: checkers in curving lines.
35. Incised bowls with phase IIA decoration: checkers in curving lines.
36. Incised bowls with phase IIA decoration: checkers in diagonal lines.
37. Incised bowls with phase IIA decoration: checkers in diagonal lines.
38. Incised bowls with phase IIA decoration: designs in horizontal combinations and zigzags, or multiple chevrons.
39. Incised bowls with phase IIA decoration: designs in horizontal combinations and zigzags, or multiple chevrons.

40. Incised bowls with phase IIA decoration: herringbone.
41. Incised bowls with phase IIA decoration: vertical seams and horizontal bands.
42. Incised bowls with phase IIA decoration: vertical bands.
43. Incised bowls with phase IIA decoration: hatching in groups with no borders.
44. Incised bowls with phase IIA decoration: irregular combinations that make symmetrical designs.
45. Incised bowls with phase IIA decoration: pinwheels.
46. Chicago cattle bowl, two views.
47. Cairo cattle bowl, two views.
48. Incised bowls with representations of cattle.
49. Incised bowls: unique designs and deeply incised irregular patterns.
50. Incised bowls with late C-Group decoration: floating elongated lozenges.
51. Incised bowls with late C-Group decoration, black-topped bowl, and utility bowl.
52. Black-topped bowls.
53. Black-topped bowls.
54. Black-topped bowls.
55. Black-topped bowls.
56. Black-topped bowls.
57. Black-topped bowls.
58. C-Group jars.
59. C-Group jars.
60. C-Group jars.
61. C-Group jars and a Kerma jar.
62. C-Group jars.
63. C-Group jars.
64. C-Group jars.
65. C-Group jars.
66. C-Group jars.
67. C-Group jars.
68. C-Group jars.
69. C-Group jars and a Kerma jar.
70. C-Group jars.
71. C-Group jars.
72. C-Group jars.
73. C-Group jars.
74. Egyptian jars.
75. Egyptian jars.
76. Egyptian jars.
77. Egyptian jars.
78. Egyptian jars.
79. Egyptian jars and pot stand.
80. Egyptian jars.
81. Egyptian jars.
82. Egyptian jars.
83. Egyptian jars.
84. Egyptian jars.
85. Sherds of incised bowls with phase IA and IB decoration.
86. Sherds of incised bowls with phase IIA decoration.
87. Sherds of incised bowls with phase IA and IB decoration.
88. Sherds of incised bowls with phase IA, IB, and IIA decoration.
89. Sherds of incised bowls with phase IIA and IIB decoration.
90. Sherds of C-Group jars.
91. Sherds of Egyptian jars.

## LIST OF PLATES

xv

92. Sherds of utility bowls and an incised bowl.
93. Sherds of Pan Grave pottery.
94. Pottery from the Kerma tomb K57.
95. Stela from T39 with representations of cattle and ship.
96. Stela from T39 with representations of cattle and ship.
97. Stela with representations of cattle.
98. Stelae with representations of cattle.
99. Stelae with representations of cattle.
100. Fragments of stela from K22 and K23 with hunting scene and woman.
101. Fragments of stela from K22 and K23 with hunting scene and woman.
102. Clay figurines.
103. Clay figurine.
104. Head of male clay figurine.
105. Head of male clay figurine.
106. Bead decorations from leather.
107. Sandals.
108. Sandals.
109. Hair rings.
110. Bracelets.
111. Rings.
112. Examples illustrating the typology of hair rings and bracelets.
113. Shells for eye paint.
114. Oval grindstone and palette.
115. Miscellaneous objects.
116. Examples illustrating the typology of beads.
117. Beads and fiber core of metal ring-bead necklace; cord made of fibers bound with leather.
118. *Nerita* and cowrie shells used as jewelry.
119. *Rishi* mask and stone vessels.
120. (A) General view of Cemetery K, looking toward the river; (B) general view in cemetery T, looking south.
121. (A) T41, (B) T124.
122. (A) T127, (B) T129B.
123. (A) T153C, (B) T216.
124. (A) T176, (B) T204, (C) T205, (D) T204 and T207.
125. (A) T232, (B) T234.
126. T263.
127. (A) T223, (B) T230.
128. (A) K9, (B) K34.
129. (A) K33, (B) K73, (C) K55, (D) between K56 and K52.
130. (A) K32, (B) K42.
131. K82.



## FOREWORD

WHEN in 1960 Keith C. Seele was appointed director of the Oriental Institute's program to participate in the UNESCO campaign in Nubia, he, with several others, traveled the Nile from Aswan to the Sudanese border and on to Khartoum to select sites for excavation. Three promising areas were chosen at that time. Two of them were in Egyptian Nubia—one included Beit el Wali<sup>1</sup> and the other Toshka-Arminna—and the third, which was in Sudanese Nubia, included Serra East.<sup>2</sup> By the end of the season from 1960 to 1961 there was some doubt about the ability of the expedition to carry out such an ambitious program, and the concession at Toshka-Arminna was relinquished. In return, a seemingly less promising area, one that included both sides of the Nile from above the Abu Simbel temples to the Sudan frontier, was proposed and promptly granted.

It was with a good deal of doubt that Dr. Seele proceeded to this new excavation site, but, as events proved, the exchange was a happy one, for the results of the work there in the seasons from 1962 to 1963 and 1963 to 1964 fully justified the effort.<sup>3</sup>

Qustul and Ballana were already well known, mainly from the excavations conducted in those places between 1931 and 1933 by Walter B. Emery, whose expedition discovered that the high mounds found in both places contained the tombs of kings and nobles of the X-Group.<sup>4</sup> Excavations carried out later by Shafiq Farid appear to have been concentrated mostly on the large mounds that had been either untouched or incompletely examined by Emery and on some surrounding areas. In 1960 the Egypt Exploration Society, under the general direction of Emery and the field leadership of H. S. Smith, conducted a survey in two seasons that included the area of this concession. In the published report, the list of sites with recommendations included the notation "further excavation not recommended" for most sites in this area.<sup>5</sup> Despite this pessimistic suggestion, Dr. Seele believed that many sites in Qustul and Ballana and Adindan contained materials of considerable importance that deserved further exploration.

Because of the concession's extent and inaccessibility it was necessary to have a movable base of operation. In the earlier seasons the expedition had leased a houseboat, the *Memnon*. Her aged boiler made the long journey a series of crises. As the season from 1962 to 1963

1. Herbert Ricke, George R. Hughes, and Edward F. Wente, *The Beit el Wali Temple of Ramesses II*. Vol. I. Joint Expedition 1960/61 with the Schweizerisches Institut für Ägyptische Bauforschung und Altertumskunde in Kairo. Chicago: University of Chicago Press, 1967. Herbert Ricke, *Ausgrabungen von Khor-Dehmit bis Bet el Wali*. The University of Chicago Oriental Institute Nubian Expedition. Vol. II. Joint Expedition 1960/61 with the Schweizerisches Institut für Ägyptische Bauforschung und Altertumskunde in Kairo. Chicago: University of Chicago Press, 1967.

2. George R. Hughes, "Serra East; The University of Chicago Excavations, 1961–62: A Preliminary Report on the First Season's Work," *Kush II* (1963): 121–30.

3. Operations were financed by the United States Department of State Contract No. SCC 29633 from the Counterpart Funds in Egypt.

4. Earlier, a survey had been conducted by Emery and L. P. Kirwan. *The Excavations and Survey between Wadi es-Sebua and Adindan 1929–1931*. Mission Archéologique de Nubie 1929–1934. Cairo: Government Press, Bulaq, 1935.

5. Harry S. Smith, *Preliminary Report of the Egypt Exploration Society's Nubian Survey* (Cairo: General Organization for Government Printing Offices, 1962), pp. 5–13, 26–39.

approached, Dr. Seele decided to improve travel conditions and purchased a former Cook steamer, the *Fostat*. She required extensive remodeling and repair in order to serve as living and working quarters in distant Nubia. Consequently the boat was put into dry dock in Cairo, its rusted hull replaced in part with new steel plates, and its engines removed to make space for a workroom, darkroom, and cabins, and a place for the Jeep. Building and construction materials were scarce in Cairo at that time, and it was necessary to comb the city for bits and pieces. The amount of documentation required for each transaction was extensive. In this period of stress the assistance and advice of Aziz Eloui of Alexandria was of utmost importance. Without his tireless help Dr. Seele could never have overcome the many difficulties that arose. The expedition owes him a tremendous debt of gratitude.

Two tugs, one supplied by the government, were needed to move the *Fostat* to Aswan. The second tug, the *Elda*, purchased by the expedition in Alexandria, sufficed in Nubia.

As the hectic pace of equipping the expedition continued, the staff gradually assembled in Cairo. In the 1962/1963 season it consisted of Keith C. Seele, director; James E. Knudstad, architect; Alfred C. Hoerth and Labib Habachi, archeologists; Otto J. Schaden, photographer; Sylvia Ericson, recorder; and Mourad Abd el-Rezek, interpreter and assistant to the director. Later in the season archeologist Louis V. Zabkar joined the expedition. Fuad Yakoub was the inspector assigned to the expedition by the Department of Antiquities. The crew and household staff consisted of twelve members, and the excavation workers included eighteen experienced men from Quft and Illahun and one from Luxor, under the direction of Rais Hussein el-Sawaq and Rais Mohammed Hassan Unweis. The indispensable chief engineer was Ibrahim Salama Hassan of Alexandria. In Nubia the expedition employed a labor force of sixty to seventy Nubians from Qustul and Ballana.

On December 13, 1962, the expedition finally sailed up the Nile. The voyage was not without incident. The *Fostat* ran aground on Nile silt as the pilot on the government tug searched for the channel; a large barge loaded with stone struck her broadside as it, too, maneuvered through the crooked channel. A very severe windstorm further delayed navigation. Nevertheless, for the traveler the voyage up the storied river is always a moving experience. The magnetic presence of the ancient land is very real, and on this particular voyage there was also the realization that in the area above the First Cataract, modern man was about to destroy all visible remains of the past in the Egyptian valley.

After Christmas at Chicago House in Luxor the expedition continued its journey without mishap. Although going through the locks at Aswan was always a tense proceeding, the *Fostat* left her mooring at 8:30 A.M. on a calm, sunny morning and had passed through all the locks by 1:00 P.M.

By January 7, 1963, the expedition's fleet was moored on the east bank of the Nile at Qustul, close to royal cemetery 220, which had been so successfully excavated by Emery and Kirwan some thirty years before. In the course of excavating this cemetery and exploring the concession, the Oriental Institute team found that the locations of sites found by the Oriental Institute Nubian Expedition did not always coincide with sites as numbered by Emery, though many clearly seemed to be the same. Dr. Seele therefore identified cemeteries with letters of the alphabet: Q, R, S, T, U, V, W, J, K, L. Several of the sites were previously unreported.

Excavation was begun on January 9 at Qustul. The major part of the season was spent uncovering the large Meroitic and X-Group cemeteries in the northern part of the concession. However, the expedition's concession was for an enormous area, and there was an obligation to excavate the area as completely as possible before the water rose. Accordingly, while the excavation of Cemetery Q (220) was still in progress, another division of the expedition set



## FOREWORD

xix

out to examine the more southerly portions of the area, those near the boundary of Adindan, the southernmost village in Egyptian Nubia.

One Friday (the usual day of rest) members of the expedition, including Dr. Seele, walked south as far as the Sudan frontier, searching for sites that seemed promising for excavation. The wealth of graves and sites observed in this area during the walk made it apparent there was enough work for several years. Unfortunately, only one season remained.

The project in Cemetery R began with some isolated X-Group burial mounds considerably larger than the private tumuli then being excavated at Qustul and continued with some graves containing New Kingdom material. Beyond Cemetery R the expedition crossed a *khôr* to the south, locating Cemetery S, and then investigated across the borderline between Qustul and Adindan.

A short distance south of the line the excavators found Cemetery T, the First C-Group cemetery that had been noted by Emery. Dr. Seele had hoped to find graves of this period, some of which might contain complete examples of the C-Group's beautiful black incised bowls; most pottery from the C-Group cemetery at Serra East had been in fragments. Cemetery T had been badly plundered, and the expedition excavated only a dozen graves there. Built into the superstructures of three tombs were fragments of the round-topped stelae well known from Aniba and elsewhere.<sup>6</sup> However, so many graves were badly disturbed that Dr. Seele decided to postpone further excavation of this cemetery until the next season, and the expedition proceeded to Cemetery U.

Cemetery U, the second C-Group cemetery, consisted of four tombs and was located a bit south of Cemetery T, in the courtyard of a Nubian house. On March 16, 1963, the discovery of the first intact C-Group grave raised high hopes that there might be one beside it. The work of the next day fulfilled those hopes. These two superstructures were the largest of the C-Group encountered during the entire excavation. Their diameters were 5.40 and 5.80 m, and they had correspondingly thick stone walls. They were noteworthy also in that more than half of the pottery deposited in them was inside the burial shaft beside the bodies (indicating a late date); the remainder was outside the superstructure.

Grave U1 contained the body of a man, U2 that of a young woman probably not more than twenty years old, with a set of perfect, barely worn teeth. She wore a necklace of more than 600 exquisitely thin silver rings—some still strung on a thick plant-fiber cord—and two pale gold or electrum bracelets on her left wrist. Other bead jewelry was found scattered in the burial pit. Later in the day, Dr. Seele found the grave of a young girl wearing two bracelets and a girdle of cowrie shells, the third grave discovered intact.

After completing the excavation of Cemetery U, the expedition explored the territory northward for some two and one-half kilometers. This area contained several patches of graves grouped as Cemetery V, which included New Kingdom and A-Group tombs as well as tombs of other periods. The excavation of this cemetery consumed the time remaining in the season.

In the season of 1962/1963 the expedition registered 2,632 finds. The Department of Antiquities retained only 101 for the Cairo Museum and allotted the rest to the Oriental Institute.

The second season in the Qustul-Ballana region began with excavations on the west bank of the Nile, south of Ballana and across the river from the sites of the previous year's work at Qustul. A period of desperately intense effort was anticipated, for this was to be the last

6. Georg Steindorff, *Aniba*. Vol. I. Service des antiquités de l'Égypte: Mission Archéologique de Nubie 1929–1934. Gluckstadt and Hamburg: J. J. Augustin, 1935.

opportunity to excavate most of the concession before the dam was closed. Most of the areas in which remains might be found lay but a few feet above the present river level and so most of them would disappear, if not wholly at least in part, with the first flooding.

The expedition staff for the second season in this concession was entirely new, except for the director. The new members were Donald B. Bickford, architect; Carl E. DeVries, archeologist; Duane Burnor, archeologist, anthropologist, and photographer; Boleslaw Marczuk, archeologist; and Simone Deprez, archeologist and recorder. Fuad Yakoub continued as inspector for a part of the season; he was later replaced by Farouk Gomaa.

After Christmas the expedition moved across the river to an area on the east bank slightly south of the most southerly point that had been worked in the previous season. The first site excavated in the new area was Cemetery K, the third C-Group cemetery. It consisted of a nucleus of sixty or more closely grouped C-Group grave circles, with thirty to forty late C-Group, Pan Grave, Kerma, New Kingdom, and even late tombs in the immediate area. The C-Group tombs had been extensively plundered, but much pottery was still in context, including twenty to thirty of the prized black incised bowls, which were intact. Excavating C-Group graves entailed a tremendous amount of hard labor. It required the removal of great quantities of windblown sand that had made the superstructures barely visible. This was slow work, as well as cold, and the excavators had to wear their warmest clothes—even wool-lined leather jackets—while musing on the vagaries of the tropical climate and remembering the searing heat of the preceding spring.

Having successfully completed the excavation of Cemetery K, Dr. Seele decided to return to Cemetery T, where work had been started, but discontinued, in the previous season. This time, work began at the south end of the cemetery and proceeded toward its center. The results of the previous season's trial had been rather disappointing, but despite the difficult conditions Cemetery T was thoroughly investigated. When all of the 265 graves and loci were finally exposed, Cemetery T was revealed to be nearly three times as big as K and richer in finds than Dr. Seele's brightest expectations had led him to hope. Before work was finished there, contexts containing hundreds of C-Group pots had been discovered—for example, the black incised bowls, black-topped bowls, white Qenalike storage jars (some even mended in antiquity), and many C-Group jars, some of which were incised. The total amount of material was second only to that from Aniba (Cemetery N) in the C-Group of Lower Nubia.

Among the most exciting finds in Cemetery T two beautiful incised bowls were particularly outstanding: a black bowl, now in the Cairo Museum, and a red one with black top, now in the Oriental Institute, were found on the same day with T230 and T223 respectively. On each bowl there were three rows of exquisitely incised cattle, the figures in reserve but having groups of impressions that indicated spots, on a background completely filled with impressions. It is no exaggeration to say that these two bowls represent the very pinnacle of the C-Group potter's art.

The rest of the 1963/1964 season was devoted to the excavation of A-Group tombs, one of which contained the Qustul incense burner, a cylindrical stone object with sunk decoration showing a royal sacrificial procession of three ships going toward a palace facade.<sup>7</sup> A partial exploration of the well-known site of Kasr el-Wizz was also begun, and, as the waters did not immediately threaten, this excavation was continued in subsequent years by Professor George Scanlon of the American University of Cairo, supported by the American Research Center in Egypt.

7. Keith C. Seele, "In Memoriam," *JNES* 32 (1973): 1-3; Keith C. Seele, "University of Chicago Oriental Institute Nubian Expedition; Excavations between Abu Simbel and the Sudan Border, Preliminary Report," *JNES* 33 (1974): 1-43.

## FOREWORD

xxi

The seasons from 1962 to 1964 ended on April 25, 1964. During these years Dr. Seele led the Oriental Institute Nubian Expedition in an excavation of sites that covered the occupation of ancient Lower Nubia from the A-Group into the Christian period in Nubia, a span of time that includes some four thousand years of history. The Oriental Institute is pleased to have had the opportunity of securing important information through the salvaging of material remains, and it is hoped that the results of Dr. Seele's efforts and of those of the expedition's staff for each of the two seasons and of so many others will lead to a much greater understanding of the past of this ancient land.

As the expedition sailed north for the last time, past the demolished Nubian homes from which owners and livestock had been removed, its members felt a sense of sadness. The mysterious land in which the burial mounds of Qustul and Ballana loomed up almost like the contours of a fantastic moonscape was soon to disappear under the water, hidden from the awesome dawns and sunsets that had also been a part of the expedition's Nubian experience. Lost, possibly forever, they would always remain etched in the memory of the expedition's members.

The Oriental Institute Nubian Expedition wishes to express its deep gratitude for the help of Dr. Anwar Shoukry and the late Dr. Victor Girgis. Its heartfelt thanks go to the Department of Antiquities of Egypt for all their kindnesses to the expedition and for their generosity, which permitted the Institute to retain more than ninety-five percent of the finds.

Upon Dr. Seele's return to Chicago in 1964, study and evaluation of the expedition's findings continued. The late Ursula Schneider was responsible for the photography; Robert H. Hanson, museum preparator and constant supporter, arranged an exhibit in the Oriental Institute's museum; and the late Dr. Gustavus F. Swift, curator of the Oriental Institute Museum, and other members of the museum's staff assisted these endeavors in diverse ways. In July 1971 Carl E. DeVries came to assist in the publication program. Among the volunteers who contributed greatly to the work was Donald D. Bickford of Honolulu, who came to Chicago twice to prepare plans and to make drawings of the pottery; Mrs. Theodore Ticken, who with skill and patience mended the pots and transformed fragments into complete specimens; Mrs. Corsin Ellis, also an experienced pot mender; and Mrs. John J. Livingood, whose enthusiasm further inspired the Oriental Institute docents to make the public aware of the Nubian exhibits and the expedition.

In February 1971 the possibility of a publication was increased by a gift from an anonymous donor. Mr. and Mrs. John W. Leslie also helped with the cost of publication. The expedition is deeply grateful for this support and also wishes to acknowledge with thanks other gifts, which have been mentioned elsewhere.

This brief account of the work of the Oriental Institute Nubian Expedition at Qustul, Ballana, and Adindan is based on the notes and letters of the late director, Dr. Seele. After his return from the field in 1964 he devoted himself to an intensive study of the results of the excavations and the planning for this publication. Unfortunately he was not able to see his work completed. He died on July 23, 1971.

This first volume is the first of a series that will report on the work of the Oriental Institute Nubian Expedition at Qustul, Ballana, and Adindan in 1962/1963 and 1963/1964. The various periods of Nubian culture will be considered separately. This volume is concerned with the C-Group, Pan Grave, and Kerma material found in Cemeteries K, T, and U and has been planned and executed by Dr. Bruce Williams of the Oriental Institute.

Diederika M. Seele

1977



## PREFACE

THE following volume is a publication of a part of the remains found by the Oriental Institute Nubian Expedition between Abu Simbel and the Sudan frontier. As with the larger bodies of material from other concessions, the material here was far too plentiful and varied to publish in only one volume. Accordingly, this material has been divided into parts, which will be published in volumes as circumstances permit their completion and publication. At present these volumes are Part I: Cemetery L, the A-Group Royal Cemetery at Qustul (forthcoming); Parts II through IV: Neolithic, A-Group and post-A-Group Remains from Adindan and Qustul (forthcoming); Part V: C-Group, Pan Grave, and Kerma Remains at Adindan: Cemeteries T, K, U, and J (this volume); Part VI: New Kingdom Remains from Cemeteries R, V, S, K, and W at Qustul and Adindan (in preparation); Part VII: Twenty-Fifth Dynasty and Napatan Remains from Cemeteries W, V, and S at Qustul (in preparation); Part VIII: Meroitic Remains from Ballana and Qustul; Part IX: X-Group and Christian Remains from Qustul and Adindan. These parts will appear in separate volumes, except for Parts II through IV, which will appear together in a single volume, and Parts VI and VII, which will also be in one volume.

Although this is a final report it should be pointed out that certain aspects of the material could not be presented here completely. In particular, comments on leather are very tentative and are intended merely to show the reasons why the various materials were classified as they were. I hope to include a more detailed discussion of these and other matters in later volumes.

Since only a few scarabs were found in the material, and many of these were plain or damaged, I present in this volume only those aspects that preserve characteristic features. All of the scarabs from this period will be presented in Part IV, along with the large body of New Kingdom glyptic in the customary triple view.

Remarks on human remains are confined to age and sex. The notes of the expedition's physical anthropologist, Duane Burnor, for each skeleton's racial characteristics will be included in an appendix to the last volume in the series. The reader should note that no physical anthropologist was available for the 1962/1963 season, and age and sex were judged by the expedition members. This caveat applies here only to T1 through T12.

The publication of any archeological work entails the active participation of many persons in addition to the one who does the final work of setting pen to paper. This is especially true of the present volume, whose materials have passed through many hands, and I would like to acknowledge the special efforts of persons involved in the C-Group publication, apart from those already mentioned in Mrs. Seele's introduction.

A major part of the work for this volume was in the preparation of illustrations, which was primarily done by Terry Hofeld-Church; additional help was provided by Ruth Marcanti and Joanna Steinkeller. The arduous and complex task of photography was taken up and completed by Jean Grant. Special thanks are also due Managing Editor Jean Luther and Editorial Assistant Pamela Bruton, whose efforts have given this volume whatever readability it has. Likewise, special thanks are due Production Editors Shirley Jean Anderson and Paul Hoffman for dealing with many complex problems of illustration and for help in production. Mrs. Keith C. Seele should be thanked for generously consenting to write the foreword and for being a source of support in this publication effort. Mrs. Theodore Ticken often set aside

other work to repair pots about to be drawn or photographed. The continued cooperation of the Oriental Institute Museum is appreciated, especially that of Curator John Carswell and Assistant Curator David Nasgowitz, who supported the photography project. Conservator Barbara Hall and her assistant Richard Jaeschke helped with labor and equipment, not to mention materials—at almost every turn. Assistance in the identification of the shells was provided by Dr. Carol Jones, Department of Lower Invertebrates, Field Museum of Natural History, Chicago, and by David Cawthon of the same institution, as well as by Patricia Wattenmaker of the University of Chicago. Melvin Traylor of the Field Museum's Department of Birds identified the ostrich feathers. Finally, I would like to thank Raymond Tindel and Honorio Torres of the Oriental Institute staff for the loan of space and equipment and for considerable help during a difficult time and also Dr. Mohammed Mohsen, director of the Cairo Museum, and Dr. Mohassan Nasar, assistant director of the Cairo Museum, for their kind assistance.

Chicago, 1981

Bruce Williams

## SPECIAL ACKNOWLEDGMENT

A most important acknowledgment to make in this volume is of the workers of Abu Simbel, Ballana, Qustul, and Adindan, whose efforts, in a time of great personal dislocation, actually brought these materials to light. The list is long; I have undoubtedly made mistakes—in the spelling of some names and perhaps by the omission of others during the complex process of culling from roll books.\* For these I apologize, for without these people and so many others like them laboring all over Nubia there would have been no Oriental Institute Nubian Expedition, no Nubian rescue, or, indeed, anything to rescue.

\*The names are as given in the roll books. The English spellings have occasionally been changed by this writer only to regularize the transliterations. Asterisked names in the list below are those of people who worked both seasons of the expedition.

### 1962–1963:

*Khalifa Zidan Saleh	Badr Mohammed	*Hassan Soliman Nasr
*Mustafa Ismail	*Gamal Mohammed Nur	*Ali Mohammed Pasha
*Mahdi Hassan	Mahe Ibrahim Ali	Ali Mustafa Isa
*Ahmad Hassan Mahmud	*Abdu Ibrahim	*Abdel Aal Akl
Mohammed Hassab el Daiem	*Abdel Hamid Ismail Hassan	*Mohammed Saïd Salama
*Sayed Ibrahim Mohammed	*Mahmud Hasabu Abdallah	Ahmad Mohammed Ali
Mahmud	*Mohammed Abdallah	Mohammed Abbas
Gad Hassan Mahdi	Mohammed	Abdu Mohammed Nasser
*Ali Abdallah Hammadi	Ahmad Hussein Ahmad	*Rizk Hassan Mahmud
Mursi Ali Mohammed	Abd el Latif Abd el Hadi	*Ayed Hassabu
*Mohammed Soliman Sadek	Gad Ahmad	Mohammed Ahmad Hassanein
Shehata Abd el Aziz	*Beshir Khairi	Akil Ali Daoud
*Ibrahim Dardiri	Mohammed Hassan Ali	Gad Mohammed Fadl
*Ibrahim Hassan Soliman	Saleh Ali Kont	*Idris Mohammed Soliman
Abd el Wahab Badawi	*Mohammed Siam Mohammed	*Ayed Ahmad Fadl
*Hassan Ahmad Ismail	Nur	*Amin Abbas
Ibrahim Abdu Khalifa	*Mohammed Mohammed Khalil	Kamel Abdel Aziz
*Mohammed Dardiri	*Ali Mursi Mohammed	Amir Basher
Mohammed	Mohammed Musa	Rabia Basher
*Sabri Mohammed Shemum	Soliman Abdu Dahali	Amir Abu Zeid
Amir Mohammed Saleh	*Mohammed Abdel Gelil	Kalhi Mohammed Soliman
Abdu Mohammed Ali	Assar Abu Zeid	Maghrabi Said
Mohammed el Amin	Shahhat Mohammed Ahmad	*Ahmad Sadek
*Mohammed Boltagi	*Abdelati Mohammed Hassan	El Amin Mergani
Shater Mohammed Hassan	*Mustafa Mergani	Saad Mohammed

### 1963–1964:

Saleh Ali Saleh	Ahmad Ali Abdallah	Hussein Shellali
Mahe Saleh	Galal Mohammed	Shater Ali Hassan
Adly Abdel Hai	Abdu Ahmad Abdallah	Awad Ali Kont
Ahmad Mustafa Said	Mahe Abbas Hakem	Ahmad Ibrahim
Ghazali Hassan Ahmad	Mohammed Saber Abdu	Saleh Mohammed Abdel Ghafur
Abdu Mohammed Ahmad	Gaber Rekabi	Said Ali Imam

xxvi

*SPECIAL ACKNOWLEDGMENT*

Mekki Soliman  
 Abdel Ghafur Abbas  
 Mohammed Yassin  
 Ibrahim Abdu Khalil  
 Mohammed el Demerdash  
 Saleh Ibrahim  
 Maher Hassan  
 Mohammed Gad Khalil  
 Maher Mohammed Ali  
 Mohammed Gabr  
 Wahbi Morgan  
 Abdel Wahhab Mohammed  
 Ahmed  
 Gad Batran

Awad Ahmad Karar  
 Mohammed Idris  
 Okeil Mohammed Daoud  
 Ahmed Mustafa  
 Mohammed Ahmad Khalil  
 Hassan Tawfik  
 Ali Hassan Dahab  
 Ibrahim Tayeb Ahmad  
 Soliman Ali Hussein  
 Mohammed Nur ed-Din  
 Ahmad Abdel Megid  
 Mohammed Hassan Abdel  
 Hamid  
 Ahmad Ali Hassanein

Ibrahim Mohammed  
 Rabia Mursi  
 Abd er-Raisul Ahmad  
 Amir Abu Zeid  
 Saber Hakim  
 Gamal Mohammed Fadl  
 Gaber Abdu  
 Ahmad Mohammed Hassan  
 Mohammed Saleh Ali  
 Fangari Noman  
 Mohammed Abu Bakr  
 Ramadan Gabriel  
 Arabi Mohammed  
 Uthman Abdu Mati



## 1

## CHRONOLOGY, HISTORY, AND BURIAL CUSTOMS

C-GROUP, Kerma, and Pan Grave remains were found by the Oriental Institute Nubian Expedition in four cemeteries within a kilometer of the northern boundary of Adindan, or between four and five kilometers north of the Sudanese frontier (pl. 1). The most striking feature of their geographical position was their location on the east bank of the river, for most other C-Group cemeteries were located on the west bank, especially those dating to the earlier part of the period.<sup>1</sup>

The remains under consideration were found in three more or less well-defined areas that were designated, from north to south, Cemeteries T, U, and K. A single C-Group grave circle was found in Cemetery J (J1). Cemeteries K and T had been noted before, at the end of the Emery-Kirwan survey, which designated two cemeteries, 224 and 226, as C-Group (pl. 1; 224 is the unlabeled rectangle west of Cemetery T).<sup>2</sup> They were not, however, excavated at that time, being thought completely plundered. (A settlement, said to date to C-Group times, was found between Cemeteries 224 and 226 by Emery and Kirwan, but it was not excavated by them or by the Oriental Institute.)<sup>3</sup>

As will be seen below, each of these three cemeteries was not a single cemetery in the modern sense or even a well-defined burial ground that had been clearly set aside as such. Rather, two of these were groups of clusters of burials that were brought closer together as the space separating the groups became filled.<sup>4</sup>

In the 1962/63 season of the Oriental Institute Nubian Expedition, 12 tombs of Cemetery T were excavated and recorded,<sup>5</sup> while Cemetery U, consisting of 4 tombs, was also explored.<sup>6</sup> In the 1963/64 season, Cemetery K, in reality several small cemeteries, was excavated<sup>7</sup> and proved so productive that a decision was made to return to T, where 265 tombs, graves, and other loci were finally cleared and recorded.<sup>8</sup>

Tombs, graves, and other loci in Cemeteries T, K, U, and J included 389 findspots of C-Group, Pan Grave, and Kerma cultures and some of both earlier and later date. Of these

1. Manfred Bietak, *Studien zur Chronologie der nubischen C-Gruppe: Ein Beitrag zur Frühgeschichte Unter-nubiens zwischen 2200 und 1550 vor Chr.*, Berichte des Österreichischen Nationalkomitees der UNESCO-Aktion für die Rettung der nubischen Altertümer, vol. 5, Österreichische Akademie der Wissenschaften, Phil.-hist. Klasse, Denkschriften, vol. 57 (Vienna: Hermann Bohlaus Nachf., 1968), p. 149 and frontispiece.

2. Walter B. Emery and L. P. Kirwan, *The Excavations and Survey between Wadi es-Sebua and Adindan, 1929-1931*, Service des antiquités de l'Égypte, Mission archéologique de Nubie 1929-1934 (Cairo: Government Press, Bulaq, 1935), pp. 479-80, pl. 69.

3. Ibid., p. 480, pl. 69; see Bruce Williams, *The A-Group Royal Cemetery of Ta-Seti at Qustul: Cemetery L, Excavations between Abu Simbel and the Sudan Frontier*, Keith C. Seele, Director, pt. 1, Oriental Institute Nubian Expedition, vol. 3 (Chicago: Oriental Institute, forthcoming), ch. 1, for a discussion of excavations in this area. See below, Appendix, for other C-Group materials in the concession.

4. See pp. 12-20.

5. Oriental Institute Nubian Expedition burial record sheets dated 12-18 March 1963.

6. Burial record sheets dated 14-17 March 1963.

7. Burial record sheets dated beginning 29 December 1963; K1-K94 opened by 7 January 1964. In the Pan Grave cemetery, K95-K102 opened 8 March 1964. (Numbers 83 and 84 not used.)

8. Burial record sheets dated beginning 11 January 1964; T31-T272 excavated through 9 February 1964; T273-T294 excavated between 5 March and 8 March 1964. (Numbers 13-30 not used.)

Table 1.—Excavation of Cemeteries T, K, U, and J

Year	Loci			
	T	K	U	J
1962/63	1–12		1–4	
1963/64	31–294*	1–102†		1

\* Numbers 13–30 were not used in Cemetery T.  
† Numbers 83 and 84 were not used in Cemetery K.

tombs, 212 were assigned to the major phases of the C-Group (I–IIA); 110 belonged to the late C-Group (III). Also recorded were 18 Pan Graves and 2 Kerma tombs, all but 4 of the Pan Graves and both Kerma tombs being found in Cemetery K.<sup>9</sup>

Although there were fewer objects per locus in the C-Group, Pan Grave, and Kerma cemeteries at Adindan, the relatively large number of loci discovered there altogether yielded an amount and variety of material second in Lower Nubia north of the Sudan border only to Cemetery N at Aniba.<sup>10</sup>

#### THE CHRONOLOGY OF C-GROUP, PAN GRAVE, AND KERMA REMAINS IN THE CEMETERIES

The most important recent improvement in our understanding of the cultural remains from this period, especially of those of the C-Group, is the internal chronology of Manfred Bietak. As is well known, this chronology is based primarily on a cartographic argument: that the cemeteries expanded either outward from a center or laterally. As Bietak detected in the graves certain distinguishable objects and/or practices and plotted them on a schematic matrix according to their location within the cemetery, he noted that many tended to form clusters in one part or another of the cemetery. Distinguishable characteristics of related features, e.g., the incised bowl, burial orientation, etc., clustered in adjacent areas or were scattered over a wider area around the original cluster. As the successively larger scatterings or successively distant clusters continued outward or in a line, he detected what he believed to be a chronological sequence. These distinguishable, chronologically distinctive, and associated groups of traits made up the phases of the C-Group—IA, IB, IIA, IIB, and III; certain groups of traits manifested the existence of distinct population groups, that is, the C-Group itself and the Kerma and Pan Grave cultures.<sup>11</sup>

9. A number of graves and loci probably belonged to either the C-Group, Pan Grave, or Kerma cultures, but no specific assignment of culture or date could be made.

10. See, for example, Georg Steindorff, *Aniba*, pt. I, Service des antiquités de l'Égypte, Mission archéologique de Nubie 1929–1934 (Glückstadt and Hamburg: J. J. Augustin, 1935), pls. 33–49, for the incised bowls. See below, Register of Tombs, and pls. 4–51 for incised bowls from Cemeteries T, K, and U.

11. Bietak, *Chronologie*, pp. 92–127, gives the specific features and their occurrence in cemeteries known before 1968. Henceforth these features will be identified only by the designation given by Bietak (although styled slightly differently; e.g., I/a/1 will be cited as *IA/1*, II/b/1 as *IIB/1*, and will consist of uppercase roman numerals and/or letters for the period or culture followed by a slash and an arabic numeral for the trait or feature, all italicized and usually in parentheses.

Certain traits—the size and shape of the superstructure, the orientation of the shaft, and the orientation and position of the body—were detected for each of the major stages of making a burial. All contributed to chronology as much as did the more traditional chronological criteria such as pottery and other objects. Many, though not all, of these traits proved useful in dating the tombs at Adindan.

#### CHRONOLOGICALLY DISTINCTIVE FEATURES

##### SUPERSTRUCTURE

Since none of the tombs at Adindan could be dated to phase IA with any certainty, the peculiarities of the early superstructures play little part in the chronology here. Only the one isolated C-Group tomb in Cemetery J (J1) had a tall superstructure (*IA/1*) and an irregular oval or circular shaft, which indicate an early date. However, one well-known feature of IA burials was present—the stone stela, often with incised cattle (*IA/4*).<sup>12</sup> These stelae were found not as complete objects but as fragments reused in superstructures of later date.<sup>13</sup>

The typical stone superstructure of C-Group date was a simple circle built of more or less flat stones to a height of about 1 m. The outer circumference of the superstructure was large enough to clear the opening of the shaft with some margin, but since the shaft was oval (or some variation of oval) the parts of the superstructure that were at either end of the shaft were often made narrower so that the inside edges of those parts avoided the shaft. The enormous differences in size (primarily in the diameter) among the superstructures of tombs of various dates played a significant role in Bietak's chronology, especially in identifying the IIB tombs, which were often very large (over 4 m in diameter). In Cemeteries K and T at Adindan, the variation in size—from just under 2 m (*IA/1*) to just over 4-1/2 m (*IIB/1*) in diameter—was much less than in some cemeteries elsewhere and therefore not enough for most dating purposes, though superstructures with the very largest diameters were sufficient, in the absence of other evidence, to indicate that a tomb belonged to the IIA/B category. More useful for dating were the instances in which the superstructure was oval or elliptical or very loosely built of smaller stones (*III/2*). This group of features can be considered characteristic of the Early III phase, when the building of superstructures had not yet been abandoned.<sup>14</sup> Absence of superstructure may help indicate a date slightly later in the period (*III/1*).<sup>15</sup>

##### SHAFT

Bietak noted two essentially different orientations in C-Group burial shafts. Referring to river direction and not magnetic north, he labeled them east-west and north-south. According to magnetic north, at Adindan the former orientation (*IA/2* or *III/5*) becomes southeast-northwest and the latter (*IIA/5* or *III/6*) northeast-southwest.

The east-west orientation was used exclusively in IA and IB times and continued into IIA.<sup>16</sup> It was abandoned in IIB, but revived again in III and became dominant once more. The north-south orientation began in IIA and was used exclusively in IIB.<sup>17</sup> It was replaced again during phase III by the earlier orientation.

12. See pls. 95–101.

13. See esp. pls. 100–101.

14. Bietak, *Chronologie*, pp. 113–14 (*III/2*).

15. *Ibid.*, p. 113 (*III/1*).

16. *Ibid.*, tables 1–12, pp. 167–78.

17. *Ibid.*, p. 107 (*IIB/8*).

## BURIAL

The positions in which bodies were buried in these cemeteries varied from slightly to moderately contracted (see codes, p. 124) and, because minor variations occurred in all periods, the distinctions could not be chronologically defined. Moreover, the bodies were almost always on their right side; the variation of left-side burial, significant elsewhere, hardly ever occurred in these cemeteries (T4, T12).

Certain traits noted by Bietak as significant indications of age or culture were occasionally present. Large slabs were laid in the shaft of one Pan Grave to protect the body it contained (P/5). In two cases (T140, T177), a round hole was found inside a C-Group superstructure, next to the main shaft. Because no human bones were found in the holes, it was not clear whether they represented a borrowing by the C-Group of the Pan Grave practice of using additional deposit holes (P/6) or were actually Pan Grave round shafts (P/1) dug inside C-Group superstructures.<sup>18</sup> Some Pan Grave and Kerma practices have definitely been attested at Adindan in C-Group tombs; they include burying bucrania with the tomb (P/15) and animals in the main shaft (K/14). Ostrich feathers were found as part of the grave goods (K/13). The adoption of these traits from foreign cultures obviously should have been contemporary with the appearance of those cultures in Lower Nubia, which happened only in later IIA times,<sup>19</sup> so we can consider the presence of any of them as evidence of a date late in IIA.

In I-IIA, C-Group pottery was usually deposited outside the superstructure on the north or east side. Although Bietak used the relative position of the pottery as a dating criterion,<sup>20</sup> position did not appear significant at Adindan. (However, where the tombs were close together, location was a crucial part of the argument for attributing the pottery found between them to specific tombs.) In IIB, a phase represented very poorly if at all in these cemeteries, pottery was sometimes placed in the shaft. Since IIB tombs were rare here, the occasional appearance of this feature is here usually taken to indicate a date in III (III/8) as opposed to a date in I-II. Indeed, whether some or all of the pots were deposited in the shaft was used as a criterion for assigning a tomb to a date in earlier or later III.

Burial customs were thus of assistance in distinguishing IB from IIA, Early IIA from Late IIA, I-II from III, and Early III from Late III, as well as in helping to distinguish C-Group, Pan Grave, and Kerma burials from one another.

## OBJECTS

Despite detectable changes in burial customs, grave goods were the best evidence for dating the individual tombs. Of these objects, pottery was of course the most common, and the most distinctive pots found were incised bowls (usually known as black polished incised bowls). The latter can be used as dating evidence if the vessels are whole or restorable and found in circumstances that can generally be taken to indicate they are an original deposit.<sup>21</sup>

18. Ibid., p. 105. Bietak established that Pan Grave materials occurred in phase IIA among C-Group tombs. He notes the first burial of a bovine skull (P/15) in IIB (p. 112).

19. Bruce Williams, "Archaeology and Historical Problems of the Second Intermediate Period" (Ph.D. diss., University of Chicago, 1975), pp. 627-29.

20. The positions of pottery outside the superstructure that Bietak used as criteria are noted under designations IA/3, IB/3, and IIA/6.

21. However, see pp. 21-22 for problems that can create doubt about whether the deposit is original. The plundering of grave goods, including pottery, was extensive, and even some redeposition of pottery was practised in C-Group.

### Pottery

*Incised bowl.*—Incised bowls are the most varied C-Group pottery vessels and the ones most frequently deposited with C-Group superstructures here. Types characteristic of IB, IIA, IIB, and III were noted.<sup>22</sup> In addition, some IB-style vessels continued to be deposited in Early IIA times, and some IIA-style bowls were buried in later times. In some instances these were pots with the characteristic shape and decoration of the earlier period; in others, earlier decoration was put onto new shapes.

*Black-topped bowl.*—More often than incised bowls, black-topped bowls were deposited in groups of at least two, but they occurred in fewer tombs. Since they are undecorated, changes were fewer and less chronologically distinctive. In these cemeteries the most important changes in the shape of the black-topped bowl were the introduction of the sinuous side in IIA (IIA/24) and the various changes introduced in III, which here included bowls with laterally bulged bases (III/15, *bombenförmige*) and straight rims, and similarly wide-based bowls with sinuous sides (III/16). The burial customs of phase III are chronologically distinctive within C-Group, and the bowls introduced in III serve the additional purpose of distinguishing burials of C-Group III from those of the Pan Grave culture that often resembled graves of late C-Group but contained pottery made using entirely different techniques and in entirely different shapes.

*Egyptian Jars.*—As is explained below in somewhat greater detail, the Egyptian pottery found at Adindan in C-Group I–II includes distinctive shapes of the later Eleventh and earlier Twelfth dynasties, which first appeared in IB tombs. Some of the Twelfth Dynasty pots occurred in IIA tombs as well. *However, almost no heretofore published later Middle Kingdom pottery types have been found in C-Group I–IIA tombs.*<sup>23</sup> Since we know from other evidence that IIA extended into and probably through the Thirteenth Dynasty,<sup>24</sup> the above emphasized fact is of some importance for interpreting Egyptian–C-Group relations; it should also be of some help in distinguishing Early IIA from Late IIA tombs. However, we will note below the frequent tomb plundering at Adindan as well as the proven reuse of pottery.<sup>25</sup> Thus, Egyptian pots must be used with great caution for the purpose of distinguishing Early IIA from Late IIA. The tall water pot, or *zir*, is of special use in chronology since it occurred in IIA (IIA/26), though it was derived from a late Eleventh Dynasty form.<sup>26</sup>

### Other Objects

Few materials other than pottery were of much chronological significance in these cemeteries. Three of the steatopygous figurines of IIA (IIA/25) and a simple figurine of IIB type (IIB/21) were found. One unique fragment is the head of a male figure which can probably be taken as indicating a date of either IIA or IIB. We have already mentioned the Pan Grave and Kerma practices that distinguished tombs made later in IIA. In Cemeteries T, K, and U, ostrich-eggshell beads were never found in IB tombs and occurred rarely in IIA, either Early

22. See ch. 2, form Group I. IA vessels occurred only in sherds.

23. See below, pp. 53–54. Bietak, *Chronologie*, p. 135, points out a later example.

24. Bietak, *Chronologie*, pp. 109 (IIB/11), 112–13, 126 (K/13, ostrich feathers). Bietak dates the appearance of ostrich feathers to phase III; here it occurs in IIA. The earliest occurrence of Kerma traits is in IIA. The earliest great tomb in the K cemetery at Kerma was in the Seventeenth Dynasty (Williams, "Archaeology and Historical Problems of the Second Intermediate Period," pp. 88–102).

25. See n. 21.

26. A jar in the Oriental Institute Museum from Winlock's excavations at Thebes (the embalmer's cache of Ipi, MMA number 22.3.317) is a prototype. H. E. Winlock, *Excavations at Deir el Bahri, 1911–1931* (New York: Macmillan Publishing Co., 1942), plate 18 above.

Table 2.—Chronology of C-Group Burial Customs on Cemeteries T, K, U, and J

Phase	Superstructure			Orientation of shaft		Burial		
	Size (dia.)		Shape irregular or loosely constructed	No super- structure	River E-W	River N-S	Adopted features	Pots in shaft
	3 m or less	More than 4 m						
IB					(IA/2)		(P/15) (K/14) and (K/13)	
IIA	(IB/1)					(IIA/5)		
IIB		(IIB/1)						(IIB/10)
E. III			(III/2)	(III/1)		(III/6)		
L. III					(III/5)			(III/8)

NOTE: Solid line indicates that the feature(s) occurred often or as a rule; broken line indicates that the feature(s) occurred occasionally.

Table 3.—Pottery as Chronological Evidence in Cemeteries T, K, and U

Phase	Form group I. Incised bowls							Form group II. Black-topped bowls		Form group III. C-Group jars			Form groups V-VI. Egyptian jars			Other features*	
	Phase IB		Phase IIA		Phase IIB		Phase III	(IIA/24)	(III/15-16)	(IIA/23)	(IIB/18)	(III/18)	Use, general	Zir (IIA/26)	Reuse	Figurines	Ostrich feathers
	dec.	dec.	shape	shape	dec.	shape	dec.										
	C		D		E. F												
IB																	
E.																	(IIA/25)
IIA																	
L.																	
IIB																	(IIB/21)
E. III																	
L. III																	

NOTE: See chapter 2 for specific information on changes in pottery. Solid line indicates that the feature(s) occurred often or as a rule; broken line indicates that the feature(s) occurred occasionally.

\*(IIA/25)—3 exx.; (IIB/21)—1 ex.; ostrich feathers—found in 9 tombs.

or Unspecified, but were common in Late IIA and extremely common in III.<sup>27</sup> They are probably to be dated to the later part of IIA; however, to avoid confusion they have not been used to help construct the chronology.

#### CHRONOLOGICAL CATEGORIES IN T, K, AND U

Tables 2 and 3 indicate the type of features used to establish each of the chronological categories at Adindan. In order to verify the chronology, the dated tombs in T were plotted by the cartographic method (fig. 1). In table 4, the tombs in Cemeteries T, K, and U are organized into 15 chronological categories. The chronological categories into which the tombs of the C-Group, Kerma, and Pan Grave cultures are divided are discussed below.

##### IA

The earliest phase of C-Group (IA) could not be recognized with certainty in any tomb of the main cemeteries. Our identification of T222 is very tentative and is based on its association with an early Egyptian jar, which could be one that was reused. However, sherds of IA incised bowls, the IA black-topped bowls, and the stela fragments<sup>28</sup> show there was considerable activity in the IA period in Cemetery T.

##### IB

Twelve tombs can be assigned to IB in Cemetery T and probably only one in Cemetery K. At Adindan, the distinguishing feature of IB was almost always the shape and decoration of the incised bowl.

##### IB/IIA

Category IB/IIA, which contains many tombs, is not a transitional group. Rather, it consists of those tombs demonstrating burial customs consistent with either a IB or a IIA date but containing insufficiently distinctive remains to assign the tombs specifically to either date.

##### IIA

The IIA phase, the best represented in the C-Group at Adindan, contains three chronological categories. It can be distinguished from IB by changes in pottery—major ones in the incised bowls and minor ones in the black-topped bowls, by new C-Group jars, and by the appearance of the tall Egyptian jar of greenish or creamy buff color often referred to as a water pot or *zir*.

##### *Early IIA*

An early phase in IIA is perhaps indicated by the occurrence of bowls with IB decoration in IIA contexts and by the continued appearance of certain relatively early Egyptian jars with materials that must be of IIA date, though in either case reuse cannot be ruled out.

##### *IIA Unspecified*

The category IIA Unspecified consists of all of the tombs that could be dated to IIA but that contained insufficient evidence to assign them either an Early IIA or a Late IIA date. However, no positive grounds have been found for assigning any particular IIA tombs or characteristics to the middle of the IIA period, so the category IIA Unspecified should not be considered a middle phase.

##### *Late IIA*

Although burial customs changed little between the IB and Early IIA periods, at some time during IIA a new shaft orientation (*IIA/5*) was introduced, and practices borrowed from

27. See p. 91.

28. Pls. 4, 85, 88D, 95–101, and pp. 99–104.






Figure 1. The distribution of chronological criteria according to location in Cemetery T. (A) Phases I-IIA; (B) phase III.

Table 4.—Chronology of Cemeteries T, K, and U

<i>Chronological category</i>		<i>Cemetery T</i>	<i>Cemetery K</i>		<i>Cemetery U</i>	
		<i>Tombs</i>	<i>Sub-total</i>	<i>Tombs</i>	<i>Sub-total</i>	<i>Sub-total Total</i>
<b>Pre-C-Group</b>		11, 35, 75, 110, 113, 128, 153A, B, 155, 243, 247	11		0	0 11
<b>C-Group</b>	<b>IA</b>	222?	1		0	0 1
	<b>IB</b>	4A (B-III), 6, 50, 92, 105, 111, 119, 131, 168, 171, 181, 259, 216? (or E. IIA)	58 12		1	0 13
	<b>IB/IIA</b>	10, 12A, 36, 42, 69, 97, 98, 100, 120, 124, 125, 132, 133, 136, 137, 139 (I-IIA), 141, 145, 148, 152, 156, 160, 163, 169, 172, 173, 174, 175, 178, 179, 185, 187, 190, 194, 195, 206, 211, 213, 218, 224, 226, 232, 237, 238, 240, 245, 251, 252, 253, 254, 258, 261, 266, 267, 268, 274, 284	13, 15, 22, 26, 28A (B-IIA/B), 30, 46, 48, 55, 70A (B-IIA/B, C-III), 71 57		11	0 68
	<b>E. IIA</b>	5, 94, 138, 153C, 161, 223, 227, 230, 235, 216? (or IB)	9 41, 42		2	0 11
	<b>IIA</b>	7, 9, 31, 32, 34, 37, 39, 47, 48?, 68, 78, 82, 83, 84, 86, 88, 91, 93, 95?, 96, 99, 102, 103, 106, 108, 109, 114?, 116, 123, 134, 140A? (B-Pan?), 144?, 149, 154, 158?, 162, 176, 177A (B-Pan?), 189, 191, 203, 208?, 212, 215, 217, 221?, 231, 234, 236, 239, 241, 244, 248, 256, 77 (poss. IIB), 121? (or L. III)	4, 9, 16, 17, 19, 25, 27, 29, 32, 33, 34, 35, 37, 38, 43A (B-III), 52, 53, 56, 59, 60, 61, 62, 63 54		23	0 77
	<b>L. IIA</b>	38, 40, 90, 104, 204, 205, 246, 257	8		0	0 8
	<b>IIA-B</b>	46, 65, 122, 129A (B-III), 142, 143, 146, 147, 157, 159, 170, 199, 200, 207, 225, 233, 262, 265, 285	3, 8, 20, 23, 28B (A-IB/IIA), 54, 67, 68, 69, 70B (A-IB/IIA, C-III), 72, 76, 77, 78, 79 19		15	0 34
	<b>IIB</b>	44, 130?, 260, 77 (poss. IIA)	3		0	0 3
	<b>E. III</b>	8, 41, 51, 52, 53?, 54?, 55?, 56, 57?, 58?, 59, 60, 61?, 62?, 63, 64, 71?, 72, 73?, 79?, 89?, 117?, 151, 165, 180, 201, 209, 214, 219	29		0	1, 2, 3, 4 4 33
	<b>L. III</b>	1, 2, 3, 4B (A-IB), 12B (A-IB/IIA), 33, 43, 45, 76, 85, 87, 101, 107, 112, 115?, 118?, 126, 127, 129B (A-IIA/B), 135, 150, 164, 166, 167, 182A (B-Pan), 183, 184, 186, 188, 192, 196, 197, 198, 202, 210, 228, 242, 249, 250, 255, 263, 269?, 270, 271, 275, 276?, 277, 278, 280, 281, 282, 283, 286, 287, 288, 289, 290, 292, 293, 294, 66? (or Pan), 121? (or IIA), 229? (or Pan), 272? (or Pan), 273? (or Pan)	14, 24, 36, 39, 40, 43B (A-IIA), 44, 47?, 49, 66, 70C (A-IB/IIA, B-IIA/B), 73, 75, 80, 86, 87?, 94B (A-Pan), 89? (or Pan), 90? (or Pan), 91? (or Pan) 60		17	0 77
<b>Kerma</b>			0 57, 88		2	0 2
<b>Pan Grave</b>		140B? (A-IIA), 177B? (A-IIA), 182B? (A-III), 220?, 66? (or III), 229? (or III), 272? (or III), 273? (or III)	51, 74, 82, 92, 93, 94A (B-III), 95, 96, 97, 98, 99, 100, 101, 102, 89? (or III), 90? (or III), 91? (or III) 4		14	0 18
<b>New Kingdom</b>			0 1, 2, 5, 6, 7, 10, 11, 12, 18, 21, 31, 50, 64, 65		14	0 14
<b>Post-New Kingdom</b>		49, 67, 70, 74, 80, 81	6 45		1	0 7
<b>Total</b>			273		100	4 377

NOTE: Assignment to a specific chronological category was impossible for 12 tombs; they are indicated with a possible alternate assignment. These tombs are not included in the subtotals and total.

other cultures (*P/15*, *K/14*, and *K/13*) began to appear. Since all of these features became very important in IIB, it appears likely that their first appearance in IIA was relatively late; IIA tombs with these features are therefore called Late IIA.

#### IIA/B

As with IB/IIA, there were a number of tombs belonging to either IIA or IIB for which no evidence for final assignment existed.

#### IIB

Very few tombs of possible IIB date were discovered in Cemetery T, and none were found in K or U.<sup>29</sup> The only tombs that were assigned a date in this phase on the basis of available evidence were T44 and T260. A footed incised bowl (*IIB/16*) was deposited in the shaft of T260 (*IIB/10*). We must add, however, that the superstructure of T260 was poorly preserved; it could actually have been oval (*III/2*) and thus of III date.

#### III

##### *Early III*

Perhaps because of the lack of IIB remains, those features of IIB known to continue into the earlier part of phase III were more noticeable, and their continuation may be chronologically significant. One of the important features of earlier times that was sometimes retained was the circular superstructure. Most often, however, the superstructure was either altered to an oval shape or was very loosely constructed. The orientations of the body and the shaft were most often the same as they had been in IIB (*III/6*), but the change in the shaft's orientation—from north–south to east–west (as it had been in IIA)—had already begun (*III/5*).

Pottery found in the Early III tombs included the older IIB types and some cruder bowls that may have been used previously only for domestic purposes.<sup>30</sup> Some of it was still deposited outside the superstructure.

The aberrant oval and/or loosely built superstructures soon ceased to be built (*III/1*), and all of the pottery was deposited in the shaft (*III/8*). Although these tombs are distinguished from the tombs with superstructures, they also differ from the III Unspecified tombs (see below) by the continuation of the north–south orientation of the shaft (*III/6*) and the occasional presence of a IIB object.

##### *III Unspecified*

The latest category (the last of the true C-Group at Adindan) is based on the absence of all IIB characteristics, the shaft's reorientation to east–west direction, and the occurrence of simple III pottery, which is almost all black topped.

#### KERMA

Only tombs K57 and K88 (figs. 38, 45), which were close together, could clearly be assigned to the Kerma culture. These were broad rectangular graves with holes at each corner; the holes indicate that bed burials were prepared in each grave. Moreover, K57 contained several Kerma vessels (pl. 94). This combination of Kerma features clearly indicates that these graves were actually Kerma burials and not imitations of Kerma customs by people of the C-Group.

29. See p. 20. Several tombs of phase IIB were found in the Smith survey on higher ground nearby and in the unsettled area north of Cemetery Q at Qustul (H. S. Smith, *Preliminary Report on the Egypt Exploration Society's Nubian Survey* [Cairo: General Organization for Government Printing Offices, 1962], p. 9, fig. 4, and pp. 26–27; Bietak, *Chronologie*, pp. 106–7 (*IIB/4,6*]); see below, Appendix, p. 121.

30. See ch. 2, form group IV.

A third tomb, K86 (fig. 44), contained one Kerma jar of KX date (pls. 61D, 69D) and had the broader rectangular shape characteristic of Kerma graves. However, since it also contained C-Group pots, we cannot call it a Kerma tomb; it is an example of the cultural mixture developing in Lower Nubia near the end of C-Group times.

#### PAN GRAVE

The distinctive round grave of the Pan Grave culture (*P/1*) appeared at least twice in Cemetery T and more often in K. A burial with large stones laid above it in the shaft (*P/5*) appeared once in Cemetery K. Pan Grave pottery was also sometimes found (*P/7*, *P/8*, *P/14*) and is not to be mistaken for C-Group types, though it was often in sherds and thus possibly not part of an original burial deposit. Rectangular wrist plaques made of shell (*P/16*)—unmistakeable Pan Grave objects—and shells pierced at each end for stringing (*P/17*) were found. Skulls and horns of domestic herbivores were sometimes buried with tombs (*P/15*) but do not reliably indicate the actual presence of the Pan Grave culture, since this practice was also sometimes imitated by the C-Group. However, rows of painted gazelle skulls buried in Cemetery K (*P/15*) (pl. 131) probably are a genuine Pan Grave deposit.

#### STRATIGRAPHIC RELATIONSHIPS

The large number of tombs constructed in the small area of cemeteries K and T provided an opportunity for observing stratigraphic relationships where one tomb was cut across or through another or where one superstructure cut through or was built against another.

In most cases these relationships were not chronologically significant. Horizontal distribution often showed that tombs whose circles intersected belonged to the same period, although sometimes one or both had been plundered so that no clear evidence of date remained. Nevertheless, a number of situations verified chronology from stratigraphy, and these offered valuable supplements to the chronological information provided by the cartographic argument (table 5).

The results of a stratigraphic analysis of these eleven situations are entirely in agreement with the chronology proposed by Bietak, which is the one used here (table 6). Since so many IA stelae were found broken up and reused in IB and IIA superstructures, we can augment our information with this fairly firm point: the stelae and the period in which they were made are older than these superstructures.

#### THE HISTORY OF CEMETERIES T, K, AND U

It is customary in archeology to treat a cemetery as a single cluster of many units, each unit consisting of a single tomb, that is, as though the cemetery had expanded from a single original center. It is clear from a glance at figures 1, 2, and 3 and plates 2 and 3 that Cemeteries K and T did not each grow from a single center but only became recognizable as single cemeteries when several originally separated clusters of tombs joined as the spaces between them were filled.

Some of the clusters are immediately apparent, for example, Cemetery U, which included only four burials. In Cemetery K the two Kerma tombs (K57, K88) and the associated, richer Pan Grave tombs (K74, K92), a row of three phase III graves (K36, K39, K40) in the south, the group of phase III–New Kingdom graves in the center (e.g., K64, K66, K73, K75, K80, K86), the Pan Grave group in the east, and the New Kingdom group in the west each form easily recognized clusters, most of which are chronologically fairly distinct (pl. 3). Less obviously, the presence of the incised bowl with herringbone motif (*IIA/19*) in tombs adjacent

## CHRONOLOGY, HISTORY, AND BURIAL CUSTOMS

13

Table 5.—Significant Stratigraphic Relationships

- 
1. K76 (IIA/B) cut K53 (IIA); IIA/B is later than IIA.
  2. K94B (III) cut K94A (Pan Grave); some III is later than Pan Grave.
  3. T41 (E. III) was built against T44 (IIB); some E. III is later than IIB.
  4. T138 (E. IIA) was built over T4 (IB); some E. IIA is later than IB.
  5. T177B (Pan Grave) was cut inside circle T177A (IIA); some Pan Grave is later than IIA.
  6. T227 (E. IIA) cut T223 (E. IIA); some E. IIA is later than other E. IIA, giving the phase some duration.
  7. T251 (IB/IIA) cut T244 (IIA).
  8. T246 (L. IIA) and T171 (IB or later) cut T211 (IB/E. IIA); some IIA is later than IB/E. IIA.
  9. T260 (IIB) cut T257 (L. IIA) and T254 (IB/IIA); some IIB is later than some L. IIA and later than some IB/IIA.
  10. T255 (III) cut T257 (L. IIA); some III is later than L. IIA.
  11. T233 (IIA/B) cut T232 (IB/IIA); some IIA/B is later than IB/IIA.

Table 6.—Conclusions Based on Stratigraphic Relationships

---

IA*	
IB	
E.	4, 8
IIA	
L.	11
Pan Grave	5
IIB	9
III	2, 3, 10

---

NOTE: The arabic figures refer to points made in table 5.

\* Stelae fragments reused in C-Group IB and IIA superstructures.

to each other in the main C-Group cemetery shows us groups intermediate in size (fig. 3). (Herringbone decoration is found at Adindan only in tombs K60, K61, and K63, which are adjacent to each other; and related *IIA/2I* was found in K62, which is adjacent to these three tombs.)<sup>31</sup>

31. See pp. 216–18 and table 11, motifs 18 and 19a.

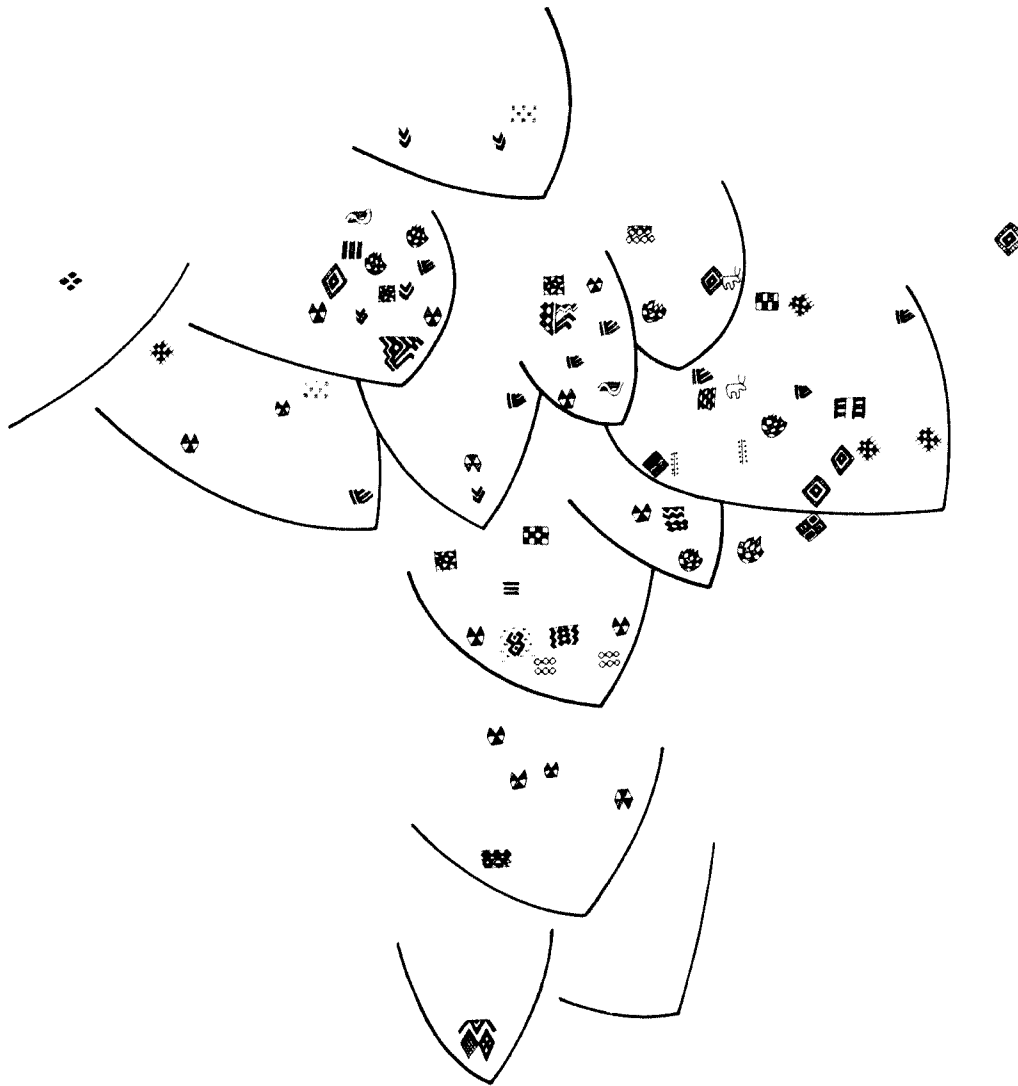


Figure 2. The distribution of incised bowls with C-Group I and II decoration in Cemetery T and the stages of Cemetery T.

In the plan of Cemetery T (pl. 2), several clusters can be easily recognized within or near the main part of the cemetery: the loose group of III graves in the south part, the group of Late IIA (and later) tombs in the center (just south of the main part of the cemetery), the group of III graves in the east, and the group of IIA tombs immediately north of the main part of the cemetery. Each forms an easily recognized aggregate within or related to the main part. If one ignores the later graves without superstructures (*III/1*) in the main part of the cemetery itself, large gaps appear in the plan, indicating that the main part, too, is not a single cluster. When the tombs that had the earliest incised bowls (*IB*) are plotted, it can be seen that

they are widely separated from each other and are surrounded by later tombs, though they are located near the center of the cemetery (pl. 2). When the occurrences of these vessels are plotted according to decoration, different types of decorative motifs on incised bowls also seem to be separated from each other, some appearing in one part of the cemetery but not in any other (fig. 2). For example, bowls with chevrons appear in only the larger, western part of the cemetery while those with woven decoration occur in only the smaller, eastern part. This tendency for bowls with certain motifs or designs to be found in certain parts of the cemetery persists: the checkered pattern (*IIA/14-16*) is found commonly in the east and only twice in the west, while the triangle, by far the commonest motif in cemetery T (*IIA/8*), exists only in the west, as does the pinwheel. Similar tendencies in distribution can be detected in Cemetery K as well.

We have a number of phenomena to account for in any history of Cemeteries T and K: the separation from each other of clusters of tombs and of groups of clusters within the main cemetery, the separation from each other of specific tombs of early date by later tombs as well as by space, and finally the relative exclusion of certain types of decorated pottery from one area or another of the cemetery.

#### THE STAGES OF CEMETERY T

Cemetery T (table 7) and possibly K as well were founded in phase IA. K contained only a few stela fragments, possibly from a single stela. Cemetery T, on the other hand, contained fragmentary stelae (phase IA) and a substantial number of sherds of phases IA and IB types. However, in neither cemetery were found any intact stelae or pots of IA, which would indicate that no tomb or group of tombs dated to this period could be identified. Because the sherds of IB and IA date are more numerous than those of IIA we must conclude that tombs of the earliest phase of the cemetery were destroyed in antiquity: stelae were uprooted and broken up, superstructures were torn down and scattered and used later as materials for other C-Group superstructures, and pottery was reused as plunderers' tools. Because the destruction was so complete it appears that the sherds and stelae belonged to a cemetery of IA, and possibly early IB, that predated the connected history of T. In Cemetery T the earliest securely datable tombs are IB, and these were not placed in a single cluster but were in three or more clusters, each separated from the others by distances of 10 to 20 m, space that was later partly filled by tombs.

#### STAGE 1

The central part of T (stage 1) was begun in IB with the cluster of tombs T4, T6, and T168, which had incised bowls with "*Flechtmuster*" and reserve serpent decoration (*IB/4,8*).














#### STAGE 2





The second cluster of tombs (stage 2) may have been contemporary with the first but was situated 15 to 20 m west of the cemetery's present center. An incised bowl associated with T111 is decorated with the reserve serpent that closely resembles the reserve rope. Other IB motifs associated with this group are truncated chevrons (*IB/7*) and a variant of that design, zigzags (*IB/10*), and concentric rectangles, or lozenges, distorted as though they had been woven into a fabric stretched over or bent into the shape of a bowl (*IB/5*).

#### STAGE 3

In the third stage, which also began in IB, two new clusters of tombs were begun to the east of the stage 1 area. Motifs on bowls found with these groups include incised bowls with

Table 7.—History of Cemetery T

Phase	Stage							
	Pre-T	1	2	3	4	5	6	7
IA								
IB								
E.								
IIA								
L.								
IIB								
E. III								
L. III								
N.K.								

 probable phase       probable beginning or end  
 definite phase       clear beginning or end

“Flechtmuster” decoration (IB/4) and the concentric rectangles both with and without division into quadrants (IB/5).

#### STAGE 4 (a AND b)

The tombs of this last stage of IB occurred in two clusters, one (a) in an area to the northeast of the tombs of stage 2 and the other (b) in an area to the south. All of the incised bowls from these areas have the chevron motif.

Thus, the first five clusters of Cemetery T were begun before the end of IB (earlier Twelfth Dynasty).<sup>32</sup> In the central and eastern part of the cemetery (stages 1 and 3) we observed two separate clusters, and the woven decoration occurred exclusively on bowls from these two areas. In the western part of the cemetery were three small clusters (stages 2 and 4) that had bowls with the chevron and related zigzag decoration. Burials made during the IIA phase filled the space between the older tombs of these clusters. The burials expanded the area of stage 1, rapidly filling the space between it and the areas of stages 2 to 4; the entire main area

32. Bietak, *Chronologie*, chronological table, p. 165; see ch. 2, form groups V and VI, for Twelfth Dynasty pottery in phase IB.



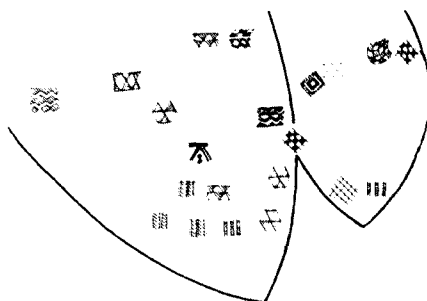


Figure 3. The distribution of incised bowls with C-Group decoration in Cemetery K.

of the cemetery then went out of active use. Tombs were added to the stage 3 clusters throughout IIA, and the distinctive IIA decoration in these areas included various types of filled checkers (*IIA/14-16*) that occurred almost exclusively here and in adjoining later areas.

#### STAGE 5

During IIA, the expansion of clusters originating in stages 1 and 3 filled space between them and the areas of stages 2 and 4. The areas of the latter two stages apparently expanded to some westward limit considered acceptable, and three new clusters (stage 5) were begun somewhat south of the clusters of the first four stages. The characteristic types of IIA decoration on the incised bowls deposited with tombs in those areas were triangles arranged in rows and a variation in which many triangles were arranged to produce a whirling (pinwheel) effect (triangles, *IIA/8*; pinwheel not designated by Bietak).

#### STAGE 6

The three areas of stage 5 were soon crowded, and another cluster (stage 6) was begun, again to the south. The cemetery as a whole must have gone out of use before the space between the stage 6 area and that of the earlier stages was filled. Stage 6 was the last stage dated to IIA in the cemetery; little or no material of IIB date can be documented. The next major use of the cemetery occurred during III.

#### PROBLEMATIC STAGES

Two small groups of tombs to the north and one pair to the east could not be clearly dated to any time within phases I or II or assigned to one of the major divisions of the cemetery.

#### STAGE 7

A few circular holes (*P/1* and *P/6*) may be evidence of Pan Grave activity, but there was no other evidence distinctive of that culture in Cemetery T. Thus, with little or no IIB or Pan Grave activity, the burials of phase III in Cemetery T represent a second reuse of the area after a period of abandonment, a reuse that included all subphases of III found in these cemeteries. In stage 7, three clusters of tombs were begun, two to the south and one to the

east of the cemetery. However, during this period shafts were also dug in most of the open spaces between surviving superstructures in the main cemetery and were also scattered around its periphery.

At the end of the phase III use of Cemetery T it was abandoned and not reused for burial until X-Group times. It is probable that this reuse after nearly two millennia was purely incidental and had nothing to do with the C-Group cemetery.

#### THE STAGES OF CEMETERY K

Cemetery K is actually a convenient designation for a group of clusters of various dates that were virtually independent of each other. Although fragments of a stela (*IA/4*) were found built into two superstructures of Cemetery K, no evidence linked any tomb in that cemetery with the *IA* phase (table 8). The *IB* phase was represented by an incised bowl from K29 (pls. 5F, 22B), but the bowl was accompanied by the pottery characteristic of *IIA*. One Egyptian jar of early Middle Kingdom type was found with K58.<sup>33</sup> Unless the jar was a reused product of plundering from another cemetery, its presence in Cemetery K indicates that Cemetery K was founded in the *IB* phase or, at the latest, Early *IIA*.

#### C-GROUP *IIA*

The C-Group cemetery of *IIA* was small, containing somewhat over 50 tombs when abandoned, only a few more than in two of the outlying or one of the major clusters of Cemetery T. The most interesting association within Cemetery K was a group of three tombs adjacent to each other, K60, K61, and K63, all of which had incised bowls with the so-called herringbone motif (in vertical bands: *IIA/19*, pls. 15A–C, 40), the only occurrence of this decoration at Adindan.

The orientation of most burial shafts was of the type found in Late *IIA* and *IIB* (north–south: *IIA/5*), whereas the predominant orientation in Cemetery T was of the earlier type (east–west: *IA/2*).<sup>34</sup> Moreover, certain motifs on incised bowls were found more often in Cemetery T than in K and vice versa (table 15). Since the cemeteries were less than a kilometer apart we can rule out regionalization as a reason for these differences in burial customs and pottery decoration. Since Bietak has already demonstrated the chronological value of the orientation of the shaft in C-Group tombs we should conclude that most of the *IIA* tombs in Cemetery K that had the north–south orientation were later than most of the *IIA* tombs in T. In any case, C-Group burials ceased to be made in Cemetery K before the end of *IIA*, and no burials of the C-Group were made there again until Early *III*.

#### PAN GRAVES

Possibly during the latest part of phase *IIA* or early in phase *IIB*—but probably after the *IIA* cemetery had been abandoned—a small Pan Grave burial ground was established to the southeast of the main cemetery.<sup>35</sup> This small cemetery may have continued in use until *III*, but the C-Group *III* tombs placed in the immediate area may indicate that the Pan Grave cemetery had been abandoned by that time.

33. Pls. 75B, 81B. Dorothea Arnold, "Keramikbeispiele aus der Gräber der frühen 11. Dynastie von el-Tarif," *Mitteilungen des Deutschen archäologischen Instituts, Abteilung Kairo* 23 (1968): 59, figs. 1–2; idem, "Weiteres zur Keramik von el-Tarif," *ibid.* 28 (1972): figs. 3/7, 5/10.

34. Pls. 2 and 3. Compare the directions of tombs.

35. K95, K98, K99, K100, and K101 are the main examples. See also ch. 5, this volume.

## CHRONOLOGY, HISTORY, AND BURIAL CUSTOMS

19

Table 8.—History of Cemeteries K and U

Phase	Stage				
	Cemetery K				Cemetery U
	Pre-K	C-Group IIA	Pan	Kerma	
IA	?	Main C-Group cemetery			Peripheral C-Group cemetery
IB					
E.					
IIA					
L.					
IIIB					
E. III					
L. III					
N.K.					

| probable phase      ~~~~~ probable beginning or end  
 | definite phase      ——— clear beginning or end

## KERMA

The two Kerma tombs, K57 and K88, were made south of the Pan Grave cemetery and were contemporary with it.<sup>36</sup> Near them were two Pan Graves, K74 and K92, which were of somewhat greater importance than others of that culture.

## C-GROUP III

None of the peculiar and sometimes elaborate C-Group superstructures that characterized the earliest part of phase III were found associated with Cemetery K, so the gap in C-Group occupation included the early part of that phase as well as a part of IIA and all of IIB. C-Group tombs of III near the main C-Group cemetery included a small group to the south

36. Bietak, *Chronologie*, pp. 117, 123; see also Williams, "Archaeology and Historical Problems of the Second Intermediate Period," pp. 589–98, for chronological issues. Also see ch. 5, this volume.

of the main cemetery and a scattering of tombs among the Pan Graves, one of which (K94B) cut across a Pan Grave shaft (K94A), demonstrating the relative dates of the two. A third small cluster (K36, K39, and K40) was placed near the Kerma tombs, and a few tombs were scattered in and near the main cemetery.

#### CEMETERY U

This cluster of four tombs and graves was located about halfway between Cemeteries T and K. It illustrates the growth of larger C-Group cemeteries from similar clusters. This group began in Early III (table 8) with U1 and U2, which had large, loosely built superstructures. The superstructure of U2 was cut by two shafts, U3 and U4, which had been dug through it.

Thus, the C-Group cemeteries at Adindan were begun not as single cemeteries but as separate clusters or small groups of clusters. As space was filled in the central area of T, for instance, new clusters were begun, often to the south. The spaces between them were used until there was no longer room for new clusters or expansion of old ones. (The effect of this kind of development can be observed in other major C-Group cemeteries as well.) While divisions are difficult to observe in the vast crowd of tombs in Cemetery N at Aniba, important clusters of large IIB tombs are to be observed to the north and to the south.<sup>37</sup> The same effect can be noted in a northern cluster in Cemetery 101 at Dakka, and if one ignores a large mass of centrally located III tombs without superstructures, a very large southern cluster, or clusters, can also be noted there.<sup>38</sup> The same situation is obvious in Cemetery 118 at Qurta,<sup>39</sup> and is fairly clear in Cemetery 189 at Tumas,<sup>40</sup> and can be observed at Toshka<sup>41</sup> and Koshtamna.<sup>42</sup> It is clear that, in general, in the period from IB to IIA large C-Group cemeteries resulted from the expanding and joining of clusters and that the shape and placement of these clusters reflect certain burial habits. At its southeast end the final plan of a typical cluster somewhat resembles a parabola; the tombs are tightly packed together toward the apex of the cluster and more scattered toward its open end. The apex is toward the southeast (river direction), and the tombs to the west follow a line that goes almost due west and then slowly curves to the north. Tombs to the northeast form a curved line that extends slightly east and then falls away to the north and west until it, too, curves northwest. The northwestern fringes of the clusters frequently are very ragged.

Although the organizing principle of C-Group cemeteries eludes us at present, it is reasonable to say that there *was* one—that within a given area, tombs were placed not at random but in some kind of relationship to each other. It does seem clear that any explanation must take into account the tendency to place graves in clusters and groups of clusters, which often contain types of pots that are peculiar to each but are apparently contemporary.

37. Steindorff, *Aniba*, pt. 1, sheet 2; Bietak, *Chronologie*, fig. 5.

38. C. M. Firth, *The Archaeological Survey of Nubia: Report for 1909–1910* (Cairo: Government Press, 1915), plan 3; Bietak, *Chronologie*, fig. 28.

39. C. M. Firth, *The Archaeological Survey of Nubia: Report for 1910–1911* (Cairo: Government Press, 1927), plan X; Bietak, *Chronologie*, fig. 29.

40. Emery and Kirwan, *Excavations and Survey between Wadi es-Sebua and Adindan*, pl. 49; Bietak, *Chronologie*, fig. 32.

41. Hermann Junker, *Toschke: Berichte über die Grabungen der Akademie der Wissenschaften in Wien auf den Friedhof von Toshke (Nubien) im Winter 1911/12*, Akademie der Wissenschaften in Wien, Phil.-hist. Klasse, Denkschriften, vol. 68/1 (Vienna and Leipzig: Hölder-Pichler-Tempsky A.G., 1926), plan.

42. C. M. Firth, *The Archaeological Survey of Nubia: Report for 1908–1909* (Cairo: Government Press, 1912), plan XVIII; Bietak, *Chronologie*, fig. 23.

## PLUNDERING IN CEMETERIES T AND K

Whatever relations existed between the persons buried near each other in C-Group cemeteries, they did not prevent either the destruction of the stone circles for the building of new tombs nearby or the removal of goods from the shafts or even the reuse of pottery. The circles of C-Group tombs often intersect each other, the stones from older circles having been reused to build the later ones.<sup>43</sup> It often happens that the destruction of a superstructure cannot be attributed to the construction of any particular single tomb; therefore, we must assume that a circle was sometimes destroyed simply to provide the materials for making any of the other circles in its vicinity.

A particular kind of destruction resulted from the procedures used to plunder a tomb. Because the open, circular superstructure was high enough to hamper the movements of a plunderer, part of it would have had to be removed before the shaft could be emptied. The procedure for doing so was simple: a plunderer dug through the sand, looking for the top of a circle of stones; after finding it, he removed a half to a full meter of the circle's circumference.<sup>44</sup> It would have been most convenient to work at the end of the shaft, where the superstructure was narrowest.<sup>45</sup> After removing enough of the superstructure, the plunderer could rapidly clear out the fill, using a bowl or large potsherd (often removed from a tomb) and remove the valuables from the body. In a very few cases the bones were found still articulated, indicating that the valuables had probably been removed shortly after the burial; most often, however, only scattered bones were found. We can infer that C-Group people plundered even pottery, because at Adindan at least one Egyptian Predynastic jar of A-Group date (pls. 79E, 84E) was deposited in the usual manner with a C-Group tomb of IIA date (K33) more than a millennium after its manufacture. In other instances, Middle Kingdom pots (pls. 75C, F, 81C, F) were deposited in phase III tombs (T4, T112) some two centuries or more after their manufacture. Often, the digging pots or sherds used by the plunderer were left behind, sometimes in the gaps made in the superstructure.<sup>46</sup> Some of these digging tools do indeed have abraded edges (T39:4). Although some, probably most, of these tools had been stolen, very large sherds of C-Group utility bowls, known to have been in use in the settlements but never deposited with tombs until the latest C-Group times, were found in the tombs. These would not have survived in the village debris as such large sherds in the normal course of events; we may assume, then, that their use as shovels was contemporary with their use as pots.

The tomb register shows just how extensive the tomb plundering was; almost no tombs survived intact. Only a few pieces remained in them, and these were probably considered worthless by the plunderers or escaped their notice. We must therefore refer to most of the sherds in the cemeteries as plunderers' tools. Because sherds of domestic pots were transported for some distance for use as tools it is difficult to associate these sherds with any specific part of the cemetery, much less with particular graves; pots would have had to have been intact or in a restorable condition or else pots or sherds would have had to have been in a customary location for burial deposit before we can believe their deposition was contemporary with construction of the particular tomb with which they were ultimately found.

We have arrived at the major pitfall in the chronological investigation of the C-Group. Since plundering was so widespread we cannot be sure that any given object belongs with any

43. In some cases this gave the evidence for the stratigraphic relations discussed on pp. 12-13.

44. T31, T96, K20, K22.

45. T108, T224, K23.

46. See table 26 for a list of sherds; many were used as plunderers' tools.

given tomb even if it was properly deposited. It is also conceivable that some objects were redeposited repeatedly. For these reasons we cannot be completely sure that any object is contemporary with the tomb where it was found, and where a vessel or a sherd was found in a tomb of a date or of a culture other than that of its normal occurrence, the instance must be ignored. The date of the object's deposition with a tomb is only a *terminus ante quem* for the date of the object's manufacture. Since it has been shown that the C-Group people redeposited pottery, this statement includes even whole pots deposited in the proper manner.

### BURIAL CUSTOMS

We have commented briefly on the chronological significance of C-Group burial customs in general and on the use at Adindan of those customs that do not differ substantially from contemporary customs in Cemetery N at Aniba and elsewhere.

#### SHAFT AND BURIAL

The burial shaft was dug below the loose desert surface (*redim*) to a depth of about 1 m. The sides were usually parallel and the ends rounded; sometimes the shaft was oval. During I-IIA times the axis of the shaft was usually oriented east-west (river direction), while in Late IIA and IIB it was north-south. In III the axis returned to its original direction.

The body, often wrapped in a skin garment, which was sometimes made of many small pieces and was often decorated with beads in patterns, was laid on its right side in the shaft, sometimes on a mat, in one of the so-called semicontracted positions. Most often, the thighs were perpendicular to the body and the elbows were bent, so that the hands were positioned in front of the upper chest or the face. A variation, in which the hands were placed directly on the face, occurs at Adindan but not under circumstances that would lead one to believe that the person was buried alive, as at Kerma. Throughout the period of the C-Group, certain personal items were deposited in the shaft, along with the bodies.

#### OBJECTS DEPOSITED IN THE SHAFT

##### GARMENTS

Although a few small fragments of textile occurred in the tombs,<sup>47</sup> the only kind of full garment found was a leather wrapping, which often had beaded decoration. These garments were so folded and wadded together and had hardened in such a way that the design of the garment could not be recovered. Belts made of leather cords twisted together were often found; some were in place at the waist of the deceased. Often, there were sandals on the feet. Fragments of fur, some rather large, were also found.

##### JEWELRY

Adornments often included the well-known hair ring in the peculiar C-Group design. Less frequent was a necklace, usually made of disc beads of blue faience (or, at a later period, of ostrich eggshell), less often of carnelian or other exotic stone, rarely of metal rings. Anklets were found made of disc beads. Bracelets were rings and ovals (the latter sometimes penannular) cut from large seashells or carved from ivory. Two bracelets of *Nerita* shells were found, as were two girdles of cowries strung end-to-end.

47. See p. 76.

## OTHER OBJECTS

Shells of the river oyster *Etheria elliptica* were often deposited in the grave. Almost all of them contain some trace of galena, which was used for eye paint. In some cases pebbles that were quite rounded were deposited in the shaft. One enigmatic kind of object is a bundle of ostrich feathers stuck into a piece of leather; both the size of the bundle and its organization suggest a plume. At Adindan such objects were always found near the hands of the skeletons and were perhaps some sort of fly whisk. Other objects, such as crude palettes and stone vessels, occurred, but rarely. Aside from beads, some of spectacular quality, few objects of Egyptian origin were noted—a few scarabs from III times and a *rishi* mask(?) from IIA.

## SUPERSTRUCTURE

After the burial pit was filled in, the superstructure was built. It consisted of layers of flat stones laid in a circle from 1.5 to 4.69 m in diameter and to a height of less than 1 m. None of the higher superstructures of phase IA or the enormous ones of IIB were found in T, K, and U at Adindan. The width of the superstructures found there varied; most were wider along the long sides of the shaft and narrower at its ends. Within phase III all of the superstructures are dated to Early III. Some are irregularly shaped and some are elliptical, and one comprises simply two short straight walls built against an earlier tomb. A few superstructures of Early III date are round but made of smaller, more carelessly laid stones. Since the structure had to be built after the body had been buried, which allowed for no advance preparation, a certain hastiness in the construction of most structures can be noted; we have already mentioned that existing structures often suffered some destruction as stone was removed to be used in the construction of new tombs. In later III the superstructure was omitted entirely.

## POTTERY AND OTHER OBJECTS DEPOSITED OUTSIDE THE SUPERSTRUCTURE

After the burial, pottery was deposited on the east or northeast side of the superstructure. Normally, this consisted of one incised bowl and at least one black-topped bowl, often more. At times there was one C-Group jar and one Egyptian jar as well, but rarely was there more than one incised bowl, C-Group jar, or Egyptian jar. In addition, the heads and/or horns of bovines, and sometimes piles of pebbles, were deposited with some of the tombs.





## 2

## POTTERY

IN this work, a method of classifying pottery is used that derives the classes from the specific cultures and the specific historical situations in which the pottery objects were created. This phenomenological approach is adopted to promote our understanding of the C-Group by inducing from the material at hand actual conceptual categories to which these objects were intended to belong and some of the actual cognitive content which they were intended to project. It is opposed to so-called taxonomic approaches in which the investigator implicitly assumes that each property ("a point of similarity and difference between objects")<sup>1</sup> has the same importance in every culture in which it appears. With such an assumption the "taxonomic" approach does not in fact discover and name actual ancient categories, as its name implies; instead, it creates categories in one culture and forces them into another in a manner that would more appropriately be called *taxothetic* (class-placing). By imposing conceptual categories derived from one culture onto another that created the meanings of things in entirely different ways, the taxonomic-taxothetic approach systematically combines objects that were intended by their makers to be distinguished and distinguishes objects that were intended to be combined.

The problem is illustrated by the two bases now primarily used for classification—"ware," including essentially the materials and techniques of manufacturing, and shape.<sup>2</sup> In distinguishing materials, an investigator may note distinctions in temper (for example, whether no temper was added or whether the temper is sand or chaff, etc.), distinctions that may relate not to creating different *kinds* of objects but only to different types—for example, some large vessels may require coarser temper to prevent cracking during drying.<sup>3</sup> In techniques, burnishing is often used by investigators as a major distinction; a utilitarian purpose<sup>4</sup> (e.g., low surface porosity) is

1. Hans-Åke Nordström, *Neolithic and A-Group Sites*, Scandinavian Joint Expedition to Sudanese Nubia, vol. 3 (Uppsala: Scandinavian University Books, 1972), p. 34. (Here he quotes S. Renfrew, *An Introduction to Diagnostic Neurology*, vol. 1 [Edinburgh and London: E. and S. Livingstone, 1962], p. 5.)

2. Nordström, *Neolithic and A-Group Sites*, pp. 34–35; Anna O. Shepard, *Ceramics for the Archaeologist*, Carnegie Institute of Washington, Publication 609 (Washington, D.C., 1964), p. 225. A phenomenological classification of C-Group pottery has recently been published that takes into account the full character of the vessels as advocated here. The word *ware* is used to distinguish vessels in a way that is equivalent to our use of *form group* (see ch. 6, "Conclusion," pp. 115–16). Manfred Bietak, "Ceramics of the C-Group Culture," in "Africa in Antiquity, The Arts of Ancient Nubia and the Sudan: Proceedings of the Symposium Held in Conjunction with the Exhibition, Brooklyn, September 29–October 1, 1978," *Meroitica* 5 (1979): 107–27. Individual groups will be discussed under their corresponding group here.

3. In late Egyptian Predynastic times the major groups of vessel—a hard, pink pottery and a coarser pottery with visible grains of chaff—were produced by methods that were much the same for each. The hard, pink pottery was used for containers and serving vessels, although certain "fruit stands" and strainer jars were of the coarser kind. The coarser pottery was used mainly for pot stands. (See Bruce Williams, *The A-Group Royal Cemetery of Ta-Seti at Qustul: Cemetery L*, Excavations between Abu Simbel and the Sudan Frontier, Keith C. Seele, Director, pt. 1, Oriental Institute Nubian Expedition, vol. 3 [Chicago: Oriental Institute, forthcoming], ch. 2, and Nordström, *Neolithic and A-Group Sites*, p. 57; the coarse pottery is not included in Nordström's classification though its existence is noted.)

4. Nordström, *Neolithic and A-Group Sites*, p. 46, in reference to various kinds of polish. Among major motives for burnishing vessels we can note decoration, done especially when metal vessels were imitated but also simply to make a shiny surface, as in the case of C-Group bowls. Burnishing made the surface resistant to liquids, as exemplified in the polished red interiors of many New Kingdom bowls, or smoothed the surface so that the vessel was less abrasive to touch or carry, as in the case of many C-Group jars.

implied—but is belied in Nubia by the facts: in the C-Group, closed vessels clearly intended to hold liquids for some time were generally unburnished,<sup>5</sup> or lightly so, while open ones clearly intended to be used for only a short period at any one time were polished on the exterior where such polish would be useless in reducing surface porosity,<sup>6</sup> and some Egyptian bowls of A-Group date differ from each other only in the presence or absence of pattern burnish.<sup>7</sup> Because its present usage so confuses the intentions behind and the relations among the various materials and processes,<sup>8</sup> the word *ware* is not used here as a classificatory designation, though it might, if its phenomenological meaning gained greater currency, be substituted for one of the categorizations (form groups) used here.

Shape, which is the second part of the normal classificatory process, usually preserves, where distinctions are substantial, valid differences, although, where differences are not pronounced, vessels that were intended to belong together by their makers might be separated. In the same way, vessels of the same shape and made with the same techniques but which were intended to be different may be classified together. This is so of the C-Group materials, which include black-topped bowls and incised bowls that have the same shape. In most cases we should have little difficulty distinguishing the two groups according to taxothetic criteria. In the classification published by the Scandinavian Joint Expedition (SJE), for example, most incised bowls would belong to ware “H.3.03, Polished black ware with uncompacted interior,” and most black-topped vessels would be assigned to ware “H4.11e, Plain polished red-and-black ware.” However, a number of incised bowls are red (or brown) with black tops or mouths and would thus belong to ware “H 4.13, Plain polished red and black ware with uncompacted interior”<sup>9</sup> along with a number of black-topped utility bowls, even though their makers would never have envisioned such a combination.

“Decoration”—purposefully created patterns or effects on the surface of a vessel but with no utilitarian intention—is not normally used in classification, because it is considered “irrelevant.”<sup>10</sup> This omission is directly inappropriate in the modern situation in Sudan, in which a very important category of vessel, the *bukhsa*, is distinguished by its special kind of incised decoration.<sup>11</sup>

It is clear that taxothetic classification creates and applies criteria for membership in a group that were not used by the ancient people being studied and ignores important features that were used and can easily be detected. In the C-Group, according to the use of such “objective criteria,” this means that (1) categories have been created that the ancient people could hardly have recognized as distinct, (2) objects that the C-Group people clearly intended to belong together must be separated, and (3) coherent groups of objects that were recognized by the use of these criteria do not contain all of the members they should contain.

5. See pp. 49–51.

6. Williams, *The A-Group Royal Cemetery of Ta-Seti at Qustul*, ch. 2; and pp. 51–53, this chapter.

7. Bruce, Williams, *Oriental Institute Nubian Expedition*, vol. 4 (Chicago: Oriental Institute, forthcoming), ch. 2.

8. The concept of “ware” as presently used includes both materials and processes, many of which are not sequential and are not necessarily related to each other. Indeed, most of the processes, i.e., surface treatments and firing and postfiring treatments, that are used to distinguish one “ware” from another take place after shaping, which is customarily the second and subordinate element in classification (see Nordström, *Neolithic and A-Group Sites*, pp. 34–35, 68–70).

9. *Ibid.*, pp. 63–65.

10. Shepard, *Ceramics for the Archaeologist*, p. 225, referred to as a part of finish.

11. See Oswald Bentley and C. W. Crowfoot, “Nuba Pots in the Gordon College,” *Sudan Notes and Records* 7/2 (December 1924): 19. The Nuba, even in modern times, continued to make vessels that consisted of a gourd covered with basketwork and straps of leather. In actuality, decorative elements have been adopted into the Scandinavian Joint Expedition classification; the black top and exterior burnish could have had no purpose other than that of decoration.

We have pointed out that to avoid this problem, in which so-called objective criteria separate vessels that were intended to belong together and put into the same group many that were intended to be separate, objects must be classified according to categorical distinctions and associations the ancient people created or at least would have recognized. Since the ancient peoples created pottery according to intended meanings rather than to "objective criteria," the similarities among members of the same group and the differences between members of different groups must be not just detectable, they must be immediately—i.e., intuitively—recognizable. For the present purposes the categories recognized can be put into two major divisions—analytical categories, which show the relations of an aggregation of pots to the entire complex of pottery, and descriptive categories, which show the variety of objects within each analytical category.

The most basic of the analytical processes distinguishes instrumental categories; pottery vessels all relate at one phase or another of their existence to a specific use. While the nature of the uses for which pottery vessels have been manufactured is not always self-evident, the vessels usually reveal something of the intended range of purposes; that a given vessel was used for the drinking of water cannot always be ascertained for certain, but a drinking vessel is easily distinguished from a storage vessel by its size and shape or from a pottery incense burner by its thickness or condition. Although some indication of the actual intended use may be seen in the classification as self-evident, interpretation of use, not necessary for presentation, is kept apart from classification, which requires only that we distinguish individuals and groups.

A second analytical process is intended to discover formal categories (form groups), which are groups of vessels with easily recognized, intentionally created differences that need have no relation to use, or instrumental category. Normally these categories are identified by differences in finish or decoration, though distinctions in firing or temper and, in some cases, differences in shape may play a role in identification.

In a third analytical process, different habits of selecting materials and techniques are identified that should be associated with different traditions. This can be done by identifying consistent distinctions in materials and techniques that made no immediately apparent difference in the appearance or use of the final product. In essence, traditions that exist side by side should have intentional distinctions, as seen in the two kinds of analyses above, and unintentional ones as well. (Normally, each tradition might be expected to contain more than one form group.) In the circumstances of ancient Nubia generally and of the C-Group in particular, the distinctions among traditions are relatively easily recognized. Occasionally, in the Nile Valley more than one tradition of pottery making can be seen within one society. Such was the case in Egypt during the Middle Predynastic (Naqada II) when the industrial pottery-manufacturing traditions ancestral to those of Dynastic Egypt replaced the more simple black-topped pottery of earlier times.<sup>12</sup> In Nubia, where the mixture of traditions is more common, two of the most striking occurrences of different traditions in one place at the same time are the pottery complex of the A-Group and that of Kerma, each of which combined at least three traditions of locally made pottery with two of imports.<sup>13</sup> For example, in this volume, C-Group pottery is easily distinguished from contemporary Pan Grave and Kerma pottery by differences in shape and decoration, which are clearly intentional, but there are also differences in clay, temper, and firing technique.

12. Williams, *The A-Group Royal Cemetery of Ta-Seti at Qustul*, ch. 2; Werner Kaiser, "Zur inneren Chronologie der Naqadakultur," *Archaeologia Geographica* 6 (1956): 69–77, pls. 22–23. Egyptian hard, pink pottery was first produced early in Naqada II.

13. Williams, *The A-Group Royal Cemetery of Ta-Seti at Qustul*, ch. 5.

Of the three traditions in local pottery described in this volume, the Kerman belongs to only one formal category, or form group—the well-known thin, highly polished pottery used for beakers and a related black-topped jar. Two formal categories can be distinguished in the Pan Grave pottery—the typical black-topped brown bowls made of poorly sorted clay and/or at least partly earth tempered and a rougher, unburnished pottery, also earth tempered. In the C-Group pottery four formal categories have been recognized—form group I, incised bowls, form group II, black-topped bowls, form group III, C-Group jars, and form group IV, C-Group utility bowls. Egyptian pottery found in C-Group contexts at Adindan consists mostly of the so-called Qena pottery, but there are some of the other kinds as well (cf. OINE 6, not yet published). Pottery of Qena type will be called form group VI, and all other pottery will be called form group V, hard pink, and form group VII, Egyptian ordinary.

Instrumental categories—essentially containing major variations in shape—will be reviewed with each of the form groups in which they occur. Below these categories in the outline of each form group there will be a series of descriptive categories intended to distinguish intentionally created variations within the instrumental category—normally, minor variations in shape—or variations within the formal category—normally, variations in decoration or surface. Possible additional descriptive categorizations such as details of rim or base have not been used separately as part of the classification; either they played a role in the instrumental classification or several variations were accepted within a given group. Sufficient information for recovery of possible distinctions is preserved in the drawings.

#### POTTERY MAKING

The result of the pottery-making process is produced by human intention exercising control through choices made in a series, or potential series, of steps in manufacturing. Certain of these choices involve material, such as clay, temper, decorative coloring, fuel, etc.; others involve techniques, such as those for levigating, shaping, decorating, postfiring treatment, etc. For a few choices, such as those involving decoration, there is even some further choice about the order in which the parts of the process are to be completed, but in all cases the choice is free, conditioned only by the potter's intention as expressed in a particular situation, whether the choice be categorical (from among a number of alternatives), gradated (from among an unlimited number of possibilities within fixed limits), or infinite (without limits in kind, as for shape and decoration), or simply a matter of choosing the alternative, which is to not do a part of the process at all (e.g., decoration). Below, we trace the major aspects of these choices as realized, or possibly realized, in the ancient situation of Nubia during the last quarter of the third millennium B.C. and the first half of the second.

#### CLAY (table 9)

Although a number of variants may be described, three basic kinds of clay were available in ancient Nubia at this time, clays from higher levels in the silt formations (high-level clays), those from backwaters and islands in the river (riverine clays), and some from beds in the Nubian sandstone (see table 9, note). Nordström's studies showed that the former type was used in A- and C-Group Nubia. This clay is fairly evenly distributed in the area, but the texture and natural inclusions vary from "rich, fat clays" to "lean and silty clays." The choice was infinite within the limits noted by Nordström, conditioned only by the potter's willingness to search among the available clays for the most appropriate. On table 9 we have shown the four general types of clay used by the potters of the Nile Valley, as described by Nordström. The type of clay considered suitable by the C-Group seems to have been relatively silty, like

that of Kerma pottery; Pan Grave pottery, on the other hand, appears to have been made of a more poorly sorted clay.

#### CLEANING

Most clays used in Nubia were rather weathered and may have included any number and variety of objects and materials of various amounts and sizes that would have had to be removed by hand or by levigation in a small pool. However, since we do not have any direct evidence of the specific formations in Nubia from which clay was removed to make specific pots, there is no way to determine what kind of cleaning, and how much, was actually done. The only clay whose cleaning Nordström thought worth noting was that used for the so-called Qena pottery from Egypt.

#### TEMPER

The next choice faced by the potter was the intentional adding of a tempering material to the clay, to insure even drying and to prevent cracks. In Nubia and Egypt, chaff, dung, ash, limestone, sand, or some mixture of these was used; crushed shell was a natural inclusion in some clay in Nubia. Occasionally, no temper was added. The material was added in varying amounts and mixtures, depending on the potter's concern for strength, porosity, and hardness. C-Group pottery was almost always tempered with dung (presumably that of cattle) or ash, as was some Pan Grave pottery; chaff was rarely used. Most often, Pan Grave pottery was made with earth temper, which made its paste distinctive. Egyptian potters, on the other hand, usually used mineral tempers—most often limestone or sand. Since limestone is calcined at high temperatures, clay tempered with limestone had to be fired at the moderate temperature that incidentally produced the characteristic pinky drab appearance of most Egyptian pottery. Since the so-called Qena clay was fired at a temperature above 1000° C, producing its characteristic greyish white appearance, limestone temper could not be used in it. Indeed, considerable amounts of limestone were probably removed from clays to be fired at either temperature range; even so, large voids left by decomposed lime particles were found in both types.

#### SHAPING

Although the shapes under consideration here are limited to those of containers, the possible variations in shaping are infinite. Even the choices among manufacturing techniques, including techniques that can be used to make different parts of the vessels (such as the rims, bases, and "accessories"), are highly varied though categorical. The distinctions between wheel-made and handmade pottery have been extensively discussed by others and need not be reviewed in any detail here, especially since all of the wheel-made pottery discussed in this volume was imported from Egypt. The pottery of the three cultures discussed here—C-Group, Pan Grave, and Kerma—was all handmade.

The specific technique for making the C-Group pots appears to have been similar to the one recently in use throughout most of the Sudan; certainly, no evidence of other techniques, such as coil building, has been found.<sup>14</sup> In the contemporary technique, a woman seats herself in front of

14. Nordström (*Neolithic and A-Group Sites*, pp. 47–48) advocates the coil method, though he can cite no evidence, such as breaks along imperfect coil joins. Shepard (*Ceramics for the Archaeologist*, pp. 55–56) takes cognizance of the pressure, or beating, method as practiced in Darfur and by several peoples in the vicinity (A. J. Arkell, "Darfur Pottery," *Sudan Notes and Records* 22/1 [1939]: 80–88). Among the Nuba, even in Omdurman this was the practice (Bentley and Crowfoot, "Nuba Pots in the Gordon College," pp. 19–27) as it has been on the Blue Nile (H. A. MacMichael, "Pottery Making on the Blue Nile," *Sudan Notes and Records* 5 [1922]: 34–38). This basic technique is or

Table 9.—C-Group, Pan Grave, and Kerman Pottery and Egyptian Imports:  
Analysis of Clay and Inclusions (after Nordström)

	<i>Groundmass</i>	<i>Natural inclusions</i>	<i>Intentional inclusions</i>	<i>Nordström designation</i>
Nubian: C-Group and Kerma	"Porous and relatively silty, with minor inclusions of quartz and feldspar in the silt fraction."	"Sub-rounded or rounded grains of quartz and feldspar. . . . Fragments of mica may be present."	"Particles of finely divided straw or grass, evenly distributed in the groundmass.", <i>i.e., dung (rarely chaff)</i>	IIB, IIC, IID, and IIE*
Pan Grave	"Porous and heterogeneous, with significant inclusions of silt (angular grains of quartz and feldspar)."	"Quartz and feldspar . . . abundant, . . . sub-angular to sub-rounded grains in sizes up to 1 mm. . . . crushed sub-rounded grains of granitic rock in sizes up to 2 mm. . . . small amounts of mica scales . . . smaller than 500 $\mu$ , and sub-rounded fragments of . . . limestone in sizes between 250 $\mu$ and 1 mm. . . . minor inclusions of straw or grass, usually carbonized."	"Some organic material and a badly sorted soil material, containing various minerals and rock fragments.", <i>i.e., earth</i>	ID†
Egyptian: hard pink	"Usually dense and homogeneous, with a moderate amount of siliceous grains in the silt fraction."	<p>a. Variant "Rounded or sub-rounded grains of quartz and feldspar in sizes up to about 200 <math>\mu</math>."</p> <p>b. Variant "Quartz and feldspar in sizes up to about 125 <math>\mu</math>. . . . sub-rounded or rounded grains of the same minerals . . . up to 1 mm."</p>	<p>a. Variant "Abundant angular fragments of fine-grained limestone . . . evenly distributed in the groundmass. . . . below 60 <math>\mu</math> . . . to . . . 400 <math>\mu</math>. . . . occasional fragments measuring between 400 and 800 <math>\mu</math>.", <i>i.e., crushed limestone</i></p> <p>b. Variant "Worn . . . aggregates of biotite as well as bladed fragments of the same, angular or sub-rounded fragments of . . . limestone and rounded grains of dark unidentified minerals or rock materials. . . . smaller than 250 <math>\mu</math>.", <i>i.e., sand</i></p>	<p>IVA</p> <p>IBV‡</p>

Egyptian: grey-greenish	“Dense and homogeneous, with a flocculent appearance in thin sections. . . . moderate amounts of siliceous grains in the silt fraction.”	a. Variant “Probably elutriated and carefully cleaned. . . . small amounts of sub-rounded . . . siliceous grains, mainly of quartz in sizes up to 250 $\mu$ . . . . occasionally bladed fragments of biotite mica. . . . numerous pores and voids of all sizes up to about 750 $\mu$ . . . . formed when limestone or other mineral inclusions decomposed during the firing.”	VA§
		b. Variant “Moderate amounts of sub-angular or sub-rounded siliceous grains (quartz and feldspar) evenly distributed . . . in sizes up to about 250 $\mu$ . . . . Fragments of rock material and grains of dark . . . minerals are . . . minor inclusions, usually in sizes up to 500 $\mu$ . . . . numerous small pores and voids, usually surrounded by a shell of light grey or whitish material. . . . decomposition of . . . mineral inclusions. . . .”, <i>i.e., the clay was less completely cleaned</i>	VB

---

NOTE: In addition to the silty and marly clays, a third kind of clay that Firth reported as Blue or Aswan clay is found in beds in the Nubian sandstone. Unfired vessels of this clay were found in late contexts at Qustul by the Oriental Institute Nubian Expedition. See, C. M. Firth, *The Archaeological Survey of Nubia: Report for 1908-1909*, vol. 1 (Cairo: Government Press, 1912), p. 54.

\* Nordström, *Neolithic and A-Group Sites*, pp. 51–53.

† Ibid., p. 50.

‡ Ibid., pp. 54–55.

§ Ibid., pp. 55–56. Nordström is here distinguishing according to color two groups of pots that apparently have the same origin—in the marly clays of the desert wadis. See Karl W. Butzer, “Modern Egyptian Pottery Clays and Predynastic Buff Ware,” *JNES* 33 (1974): 377–82. Buff pottery could be produced almost anywhere in the limestone area of Egypt. For reddish pottery now being made at Fustat a lime-poor silty clay is used. In the present material, only buff and grey-green pottery is present; Nordström attributed the difference between the two groups to the firing process. As will be seen in OINE 6, the line between these two groups cannot be precisely drawn.

a depression in the ground, which, in addition to clay, often has a mat in it, and uses a stone pounder to beat the clay into the shape of a pot while turning the clay with her hand or foot. By varying the depth of the depression or its contour, various curved or flattened areas can be produced, particularly when the angle of pounding or pressing is changed, making easily detectable shaping zones. For example, the phase IA bowl shape (fig. 4) would have been produced by pounding clay on a nearly level surface and changing the angle of pounding once, which produced a second shaping zone and consequently a bowl with an angled lower side and a nearly vertical rim. The overhemispherical bowl of phase IB and later was produced by simply pressing or pounding the clay in a curved depression while rotating the object. A bowl with a flat base, characteristic at the end of IB, was made in two steps: first, by pressing the clay on a flat surface to make the flat base, then, by changing the angle and working in a depression to make the sides. An omphalos base was produced similarly but on a convex surface. A common variant of the incised bowl, which had nearly carinated sides, could have been made in three zones, one for the base and two for the sides.

The shapes of the black-topped bowls closely resemble those of the incised bowls. The shapes of the phase IA bowls of both types are the same; the IB bowls of both types have the same overhemispherical shape. However, since many black-topped bowls are larger than the incised bowls, it may be that the former were made in a shallower depression. The three shapes of black-topped bowls that differ from those of the incised bowls are illustrated in figure 5.

Thus, the shapes of every kind of bowl can be accounted for by the use of one technique. Changes in the angle of pounding the clay while shaping it account for the distinctions in contour, each change creating a distinct shaping zone in the side of the vessel.

The bodies of local jars were made in the same way as those of the bowls (fig. 6). Round jars had a single shaping zone; biconical jars, which had two shaping zones, were worked in a shallower depression. Baggy pots were begun in a depression deeper than that for the round jars, then moved to a flatter area for the shaping of the side. Ovoid and barrel-shaped jars were made by shaping the base in a depression, the sides in a flat or level area, and the shoulder in the depression. Thus, jars were made with one to three changes in the angle of striking and had a corresponding number of shaping zones.

The Sudanese jar of today often has three manufacturing zones, the technique of manufacturing differing for each. The bottom, or body, is made in a depression, the shoulder is modeled by hand only but not smoothed, and the neck and rim are added and smoothed.

The bodies of modern Sudanese jars are left to dry overnight; a neck and/or rim is then added.<sup>15</sup> The additional parts are made from long, thick rolls of clay that are added at the top of the body; these rolls are then shaped into the desired neck-rim combination and often smoothed with a wet rag. This procedure, which is used to make the closed forms, normally leaves some irregular finger marks inside, below the point where the neck joins the shoulder. Evidence of this kind of joining is repeatedly found in C-Group jars at Adindan.

The wheel was typically used for Egyptian pottery of the Middle Kingdom and was perhaps later adopted in Nubia. None of the characteristic C-Group, Kerma, or Pan Grave pottery at Adindan is wheel-made. After throwing the pot on the wheel the Egyptian potter removed the pot

---

was widespread among the peoples of Sudan and not "unusual," as stated by Shepard. Crowfoot (Bentley and Crowfoot, "Nuba Pots in the Gordon College," p. 27) cites close parallels from some of the pottery at Merôe and other ancient sites, thereby taking the practice back to ancient times at least. As we shall see, all of the C-Group pottery can be accounted for by such methods of shaping. This is not to assert that we are dealing with an analogy; we are dealing with a technique that has been maintained in some manner across millennia in a recognizable if not precise manner.

15. MacMichael, "Pottery Making on the Blue Nile," pp. 34-38.



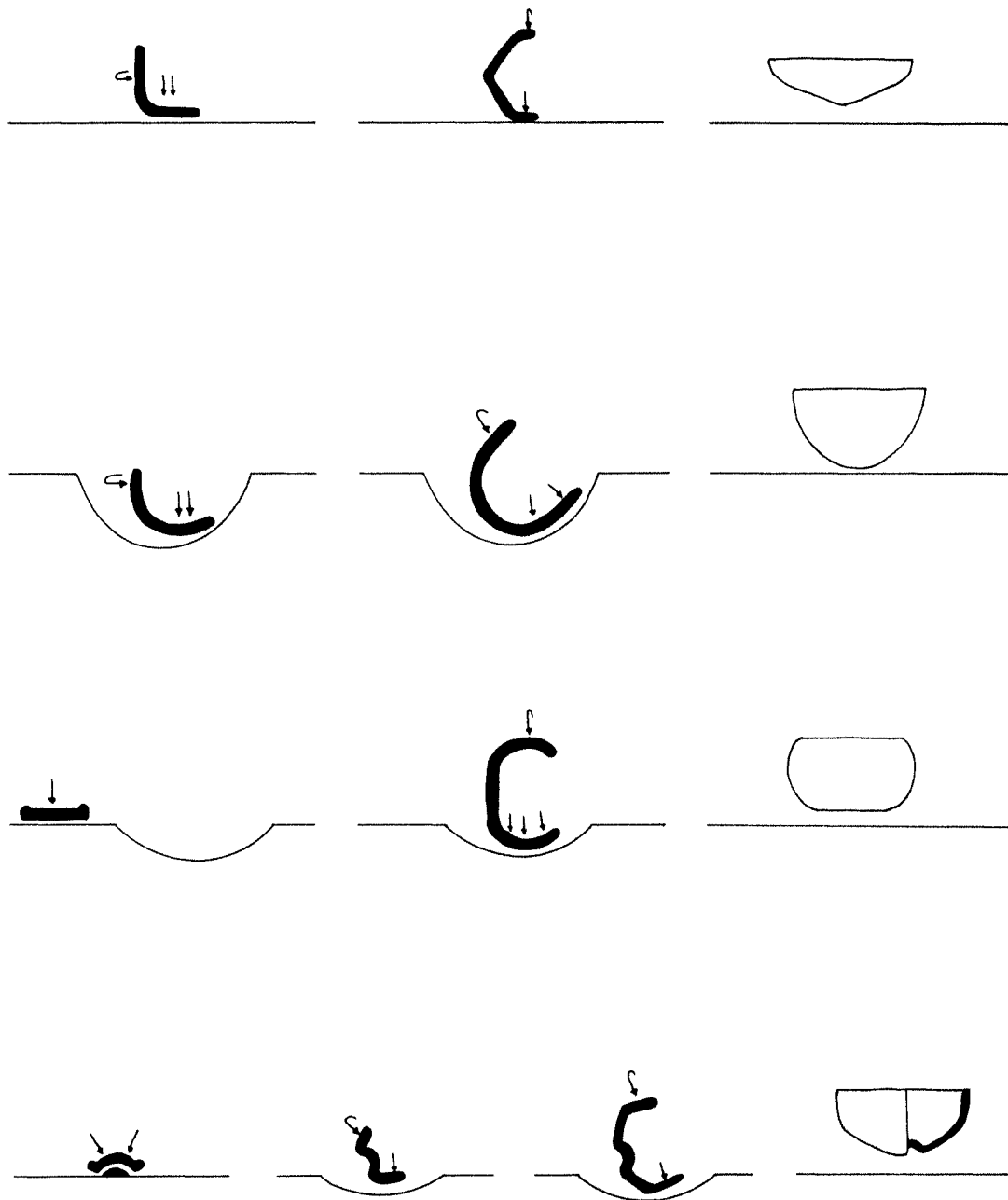


Figure 4. Shaping incised bowls and related vessels

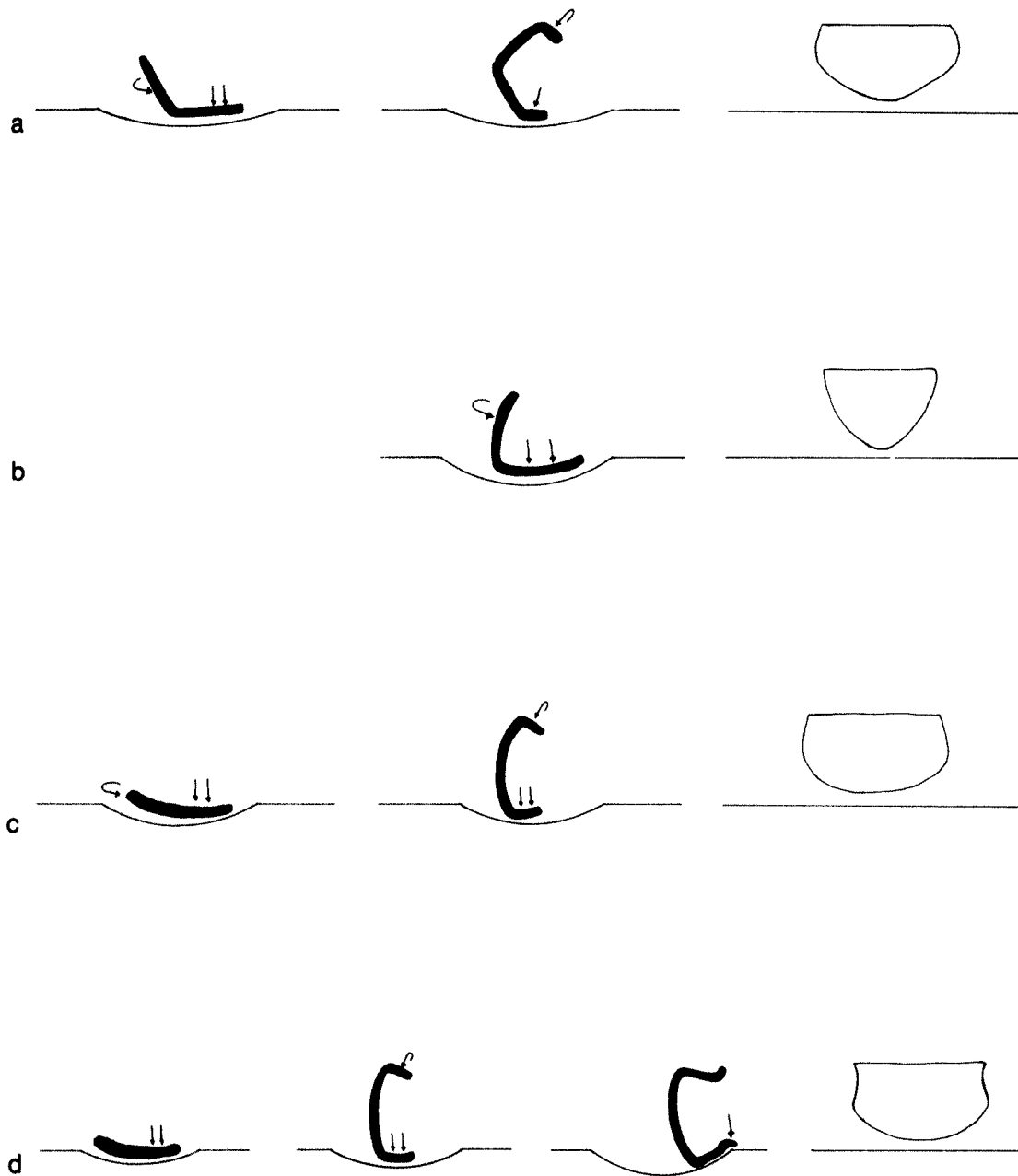


Figure 5. Shaping black-topped bowls

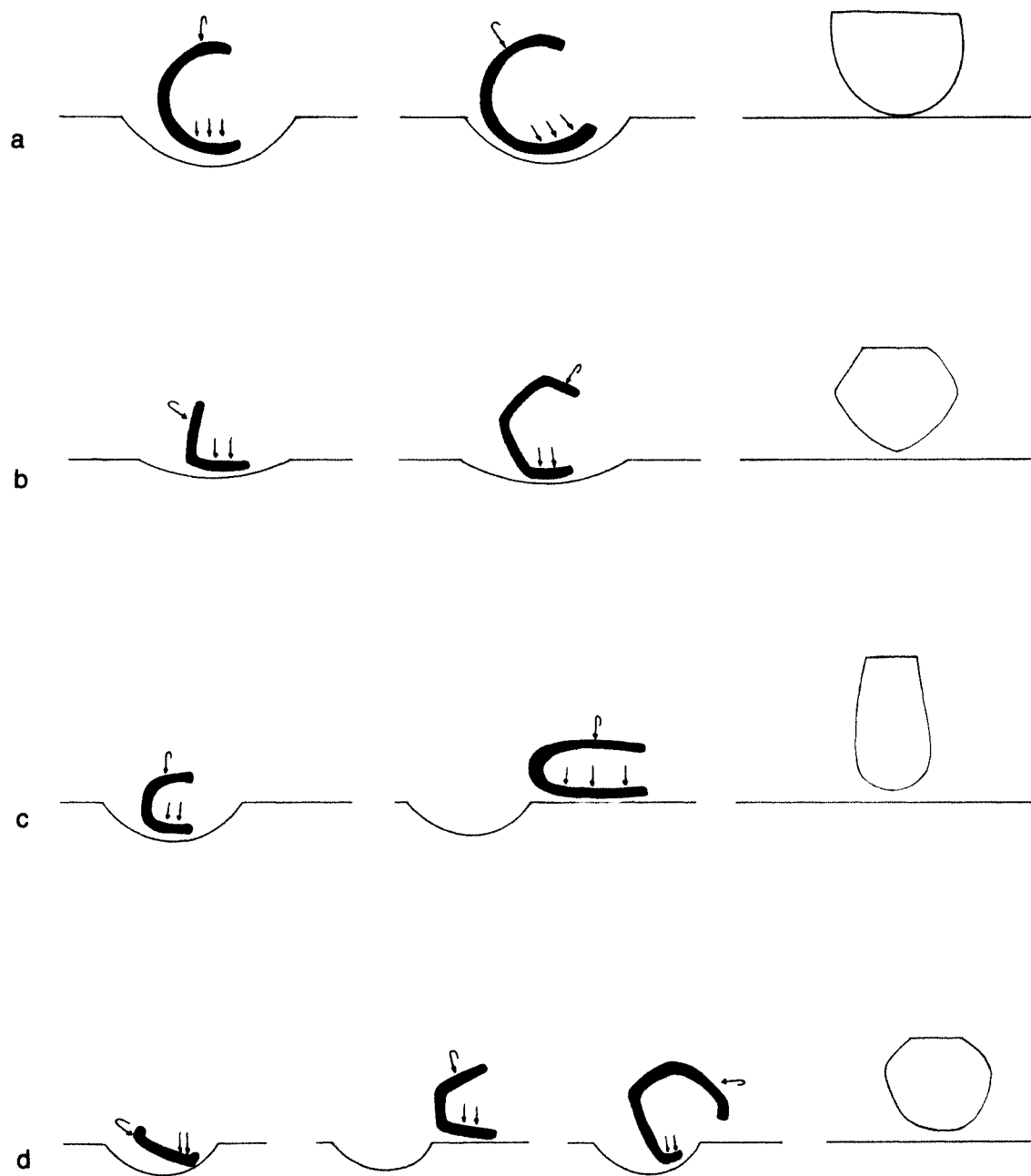


Figure 6. Shaping the bodies of C-Group jars

from the pad of clay on the wheel head and scraped the lower part of the body to make it more regular. One Egyptian pot commonly found in C-Group contexts, the so-called *zir*, was made partly by hand. The shoulder and neck were thrown on the wheel, and the long sausage-shaped body was added to the assembly by hand. The handmade portion of the pot was then scraped.

The shaping situation is normally oversimplified, dealt with as a single choice made from among various possibilities. In fact, a potter can arbitrarily break down shaping choices into a series, each choice having a wide range in which there are often an infinite number of possibilities. Different parts of a vessel can be made with different techniques and can even be made separately and then joined together. The creation of a base or a rim as a separate operation in shaping is an arbitrary choice that the potter makes to simplify the task of making a vessel; however, although the creation of parts in separate operations can simplify the task, nothing requires that a given part or accessory of a vessel be considered apart from the entire vessel. For example, because such a large majority of vessels from the ancient Near East have distinguishable bases, there has been some insistence that all ancient Near East pots have describable, distinguishable bases, but the overhemispherical C-Group incised bowl was clearly never intended to be set down on its lower exterior; it was intended to be set down on its rim. In other words, the rim is also the "base."

#### DECORATION

Prefiring decoration involves a categorical choice of technique in painting, incision, and pattern burnish. Choices can be made in an indeterminate number of combinations, and techniques and resulting patterns can be created in an infinite number of ways.

Although painting is occasionally found on pottery in Egypt and at Kerma in this period,<sup>16</sup> it is not a characteristic of even the elaborate C-Group pottery. Near the end of C-Group times, polychrome decoration was added after firing, but sometimes as a surface coating that filled in specific parts of incised decoration rather than as a painted design.<sup>17</sup>

#### INCISION

At first, incision was confined in the C-Group to the incised bowl, which was given an all-over pattern. Later, jars were occasionally incised, but not all over until a very specific type of jar came into use in IIB.<sup>18</sup> The various types of incision show that a number of different tools were used. The outlines of most designs were incised with a moderately pointed tool; the grooves vary from rounded to V-shaped, though the best are quite fine and must have been made with a well-sharpened instrument. The rim was almost always decorated with a band of triangular impressions, rarely with any other pattern. Although some of these triangular impressions were irregularly spaced and therefore probably made by simply pressing a wedge-shaped tool into the clay (pl. 15F), their appearance most often indicates that they were rolled on with a tool, often in two or more rows. In such cases, the triangles are arranged with the base and the apex alternating; adjacent rows are arranged so that the bases and apexes of the triangles are opposed. They are evenly and closely spaced (pls. 19–20); had they been impressed one at a time the spaces between them would have been obliterated. Almost always, the triangles are most deeply impressed at the

16. The Earl of Carnarvon and Howard Carter, *Five Years' Exploration in Thebes* (New York, London, and Melbourne: Oxford University Press, 1912), pl. XLVII:29H; George A. Reisner, *Excavations at Kerma. Parts IV-V*, Harvard African Studies, vol. 6 (Cambridge, Mass.: Peabody Museum of Harvard University, 1923), p. 473, fig. 340.

17. See below, p. 45; Manfred Bietak, *Studien zur Chronologie der nubischen C-Gruppe: Ein Beitrag zur Frühgeschichte Unternubiens zwischen 2200 und 1550 vor Chr.*, Berichte des Österreichischen Nationalkomitees der UNESCO-Aktion für die Rettung der nubischen Altertümer, vol. 5, Österreichische Akademie der Wissenschaften, Phil.-hist. Klasse, Denkschriften, vol. 57 (Vienna: Hermann Bohlhaus Nachf., 1968), pp. 110–11 (II/b/15).

18. See below, pp. 49–50; Bietak, *Chronologie*, p. 111 (II/b/18).

apex, the plane of the surface of the impression at such an angle that the base is even with the surface of the pot. A toothed wheel rolled at an angle could have created the impression. Other applications for the toothed wheel, disc, or crescent are discussed below.<sup>19</sup>

The designs were filled in with a number of elements and by means of a number of techniques. In some cases fine lines were made (pl. 14A), rather like the incisions outlining the design; in other cases short nail impressions can be seen (pl. 15F). Sometimes an incising tool was jabbed into the clay at an angle to produce a slash (pl. 16C). At other times triangles were made (pls. 13F, 15H). Circles or circular impressions of any kind are extremely rare (pl. 15D–E). Also rare are fillings impressed by a specially cut tool that made a series of impressions consisting of two triangles separated by a number of tiny rectangles in a row; this tool was used to fill in the background of the Chicago cattle bowl (pl. 19). In at least one case a design was created by a tool consisting of a group of tiny discs or crescents with sawtoothed edges that were held together by hand and rolled across the surface to make parallel rows of impressed rectangles (pl. 11E).

#### SURFACE TREATMENT

Before a pot is fired, its surface may be treated in situations that are partially distinguishable.

#### COATING

A slip or wash may be added that contains pigments or chemicals that change color during firing.

The surface of most of the Egyptian pottery, the C-Group jars, and the incised bowls was left uncoated. Many or most of the black-topped bowls, some of the incised bowls, and a few of the Egyptian jars were given an ochre wash that fired bright red in an oxidizing atmosphere. (Egyptian jars were sometimes treated in such a way that the surface fired white or gray; however, this seems to have been due to a technique of smoothing and firing.)<sup>20</sup>

#### BURNISH

It is clear that the purpose of burnishing the exterior of pottery is for decoration. It is possible that the interior was burnished for a more practical purpose as well—to make the vessel less able to absorb liquid and, particularly, to make it easier to clean. (If decoration or ease of cleaning were the desired qualities, the word *burnish* is more appropriate than *surface compaction* to describe the process of polishing in all cases.)

When incised bowls of the C-Group were burnished it was generally done after the incised decoration had been added, and the burnish strokes followed the incised lines, avoiding the incisions. Sometimes a very thin slip was applied to these open areas before burnishing (pl. 6C), which often fired to a deep brown, distinguishing these areas from the rest of the bowl. In some cases, however, the incised decoration was “erased” by the burnishing and replaced by another incised pattern (pl. 15H). The black-topped bowls always had a burnished interior, and almost always a burnished exterior, which often had a high luster. C-Group jars were burnished; they were given a luster lower than that of the bowls. Perhaps the most interesting burnishing was done in the earliest phase of the C-Group, when the black-topped bowl had a very highly polished, impressed surface. After burnishing was done on this bowl, a group of serrated discs (described above) was rolled repeatedly down the exterior of the vessel to make parallel bands of

19. Nordström, *Neolithic and A-Group Sites*, p. 76; A. J. Mills and H. A. Nordström, “The Archaeological Survey from Gemai to Dal, Preliminary Report on Season 1964–65,” *Kush* 14 (1966): pl. I.

20. Colin Hope, *Malkata and the Birket Habu: Jar Sealings and Amphorae*, *Egyptology Today*, no. 2/5 (Warminster: Aris and Phillips, 1977), pp. 66–68, esp. Group B.

rectangular impressions running vertically. The Kerma pottery includes three beakers that were originally highly burnished and a smaller fourth beaker with a lower luster (the degree of burnish is an important criterion in determining chronology). Pan Grave pottery in the material under consideration was sometimes burnished to a medium luster and sometimes left matt. (Of the Egyptian pots in this material only the ochre-coated ones were burnished, because the clay of which these pots were made takes a rather poor luster by itself.)

#### FIRING

As is well known, firing affects the entire pot and is a key, and defining, element in pottery manufacture. The pot not only hardens permanently in the process but also obtains its characteristic color; its burnish may even be affected. The choices in firing are limited by the types of technological choices, including type of fuel, firing pit, or kiln, and choices of temperature and duration. Nevertheless, the number of possible variations in the firing process available in ancient times was remarkable, despite the simple techniques and lack of measuring devices.

#### ATMOSPHERE

Obviously, of the three kinds of firing atmosphere (neutral, reducing, or oxidizing), only one may exist at any given time. Regulating firing atmosphere calls for making a graded choice, since the length of time any one of these conditions is in effect affects the color of the pot.<sup>21</sup> Usually, the final stage of the firing atmosphere for much C-Group pottery was oxidizing, which accounts for its characteristic red or brown color; for a black or dark brown color, fuel was added toward the end of the firing process and inadequately ventilated. The final stage of the firing atmosphere for Egyptian pottery appears to have been neutral or oxidizing.<sup>22</sup>

#### TEMPERATURE AND DURATION

Temperature ranges from the minimum degree necessary to harden the clay to that which would cause complete vitrification and melting; the firing temperature of the C-Group pottery was apparently between 600° and 700°. Duration must be sufficient to harden a pot; if extended, it reaches a point of maximum effect for the temperature.<sup>23</sup>

21. Shepard, *Ceramics for the Archaeologist*, pp. 216–19.

22. Nordström, *Neolithic and A-Group Sites*, pp. 54–56; idem, "The Classification of the Wheel-made Wares," in *New Kingdom Pharaonic Sites: The Pottery*, Rostislav Holthöer, Scandinavian Joint Expedition to Sudanese Nubia, vol. 5/1 (Uppsala: Scandinavian University Books, 1977), p. 60 (W1). He indicates a fairly wide variety of firing conditions for the group, but the grey-buff color of most pots indicates there was a neutral or oxidizing atmosphere.

23. For the effect of decoration, see Nordström, *Neolithic and A-Group Sites*, pp. 43–44; Shepard, *Ceramics for the Archaeologist*, pp. 216–19. C-Group pottery is Ware Family H of Nordström, pp. 60–66.

The colors, as read from Munsell codes, refer to the various kinds of pottery as follows:

Form group I (incised bowls): grey to black, N0–1/3–2.5; tan, 5YR–7.5YR 6/4 (mottled to 4/1 [light reddish brown to light brown]); brown, 7.5YR 3–5/2 (very often the appearance of this color on the vessel is only in nonincised areas, which received a lightly brushed-on slip before burnishing; shading to grey or brown–dark brown); red, 2.5YR 4/6 (shading to grey–2.5/0 [red]).

Form group II (black-topped bowls, all references very approximate, vessels usually mottled): brown, 7.5YR 6/4 (brown), 5YR 4/4 (reddish brown); red, 2.5YR 4/4 (reddish brown), 2.5YR 4/4–6 (reddish brown–red; this is the maximum reddening).

Form group III (C-Group jars, all references very approximate, vessels usually mottled to black): brown, 7.5YR 4/4 (brown–dark brown); lighter brown, 5YR 6/4 (light reddish brown [normally slight trace of ochre]); red, 2.5YR 4/6 (red, in patches only, on a brown vessel); grey or black, as above, form group I.

Form group IV (C-Group utility bowls): see above, form group II.

Form group V (Egyptian hard pink): pinky drab, 5YR 6/6 (reddish yellow); red (burnished slip), 2.5YR 4/6 (red).

Form group VI (greenish white): white/cream, 2.5Y 8/2 (white); greenish, 5Y 7–8/3 (pale yellow).

## POSTFIRING TREATMENTS

Although firing was often the last stage of manufacture, further treatments were sometimes applied. The black tops observed on so many vessels may have been produced by post-firing treatment.<sup>24</sup>

Many of the incised bowls were given a partial coating of a white filling material, which filled the incisions, often to the point of caking them, and left most of the surface exposed. During IIB, fillings colored red and yellow were used in addition to the white.

Generally, Egyptian pots after Naqada II were complete after being fired. An owner's mark or a painted label was occasionally added in Egypt; after export to Nubia the pots were often given an additional pot mark (table 47). Cattle, humans, and wild animals—including the giraffe, which, it has been supposed, no longer existed in Lower Nubia at the time—are represented in these marks.

## LINKED STAGES IN POTTERY MANUFACTURING

In this discussion we have noted two fundamentally distinct patterns of manufacture from this period, one for the traditions found in Nubia and one for those of Egypt. Within these patterns we have noted only two or three choices that depend on some prior choice in the manufacturing process rather than on the choices made in the immediate firing situation. For example, firing the Nubian clays at a high temperature destroyed the luster of a burnished surface,<sup>25</sup> but since both the burnished and the unburnished C-Group pots were fired at a medium temperature, which preserved the burnish, we cannot be sure that the C-Group people were aware of the effect a high temperature would have on the luster. Since Egyptian marly clays do not take a high burnish, higher temperatures can be used for them without substantial effect on the appearance.

On the other hand, the choice of which of two temperature ranges was to be used for firing Egyptian clays very much depended on the types of temper. High firing (1050°–1100° C) could not be used on a vessel with limestone temper; if it were, the vessel would be damaged when the limestone calcined.

If an ochre was added to a pot's surface, the pot had to be fired in an oxidizing atmosphere in the final stages of firing so that the ochre might have an effect on the pot's appearance. As a matter of course, however, the atmosphere was always oxidizing or neutral in the final stages, unless the intention was to especially darken the pot.<sup>26</sup>

## DISTINCTIONS OF CHOICE AND TRADITION

Despite the fact that most of the stages in the manufacture of a pot result from choices made independently of each other, there are only two basic patterns of pottery manufacture here—that of Nubia and that of Egypt. The distinctions between the two reflect a whole complex of opposed choices that are different at each stage in the manufacturing process.

24. This treatment can be detected by the presence of a straight band of relatively dull black across an otherwise irregular black top. See Nordström, *Neolithic and A-Group Sites*, p. 65, ware 4.15. He quotes the use of *tiriag* to enhance color, but this writer has observed blackening of heated pottery in sawdust, which gave maximum sheen and a varicolored reflection. The vessels with a regular band in this collection are duller within the band of hematite. Reisner also noted this technique (*Kerma IV-V*, pp. 326–30). He attributed the high polish and bright color in the same location to a technique of double firing, once (lightly) for the shape, and once after coating and burnishing. Also for comment on the black-topped pottery, see Bietak, "Ceramics of the C-Group Culture," pp. 114–15, nn. 12–13. In Nubia, black-topped (and black-mouthed) pottery has a completely blackened interior, not always the case in Predynastic Egypt.

25. Nordström, *Neolithic and A-Group Sites*, pp. 38–39.

26. E.G., most form group I incised bowls and some jars.

The distinctions between the Kerma, the C-Group, and the Pan Grave pots are less obvious though present in most phases of manufacture. Pan Grave pottery is distinguished by differences in clay, temper, shape, and firing. Kerma pottery differs from C-Group pottery in shapes and sometimes in postfiring treatment. Within the C-Group we distinguished the four intentionally created categories whose major features emerged at different stages in the manufacturing process.<sup>27</sup>

Although the incised-bowl category has its own special group of shapes, its fundamental characteristic is its all-over incised decoration. This feature makes it stand out from any other category of object and must represent the ultimate intention of the potter.

Similarly, the black-topped bowl is distinguished primarily by one feature—its black top. However, although the shapes of some are the same as those of the commonest incised bowls, most of the shapes are distinct, and it is thus clear that the intention to make a black-topped bowl rather than an incised bowl was present early in the manufacturing process.

It seems clear that the legitimate distinctions we recognize between the different traditions and form groups in Nubia were not all created at the same stages of manufacture, though the potter had them in mind from the beginning of the shaping process at least. It also seems clear that each stage of manufacture is significant for what it contributed to the completed vessel as a totality or unity—which is the fundamental source of the classification since this totality is the realization of the original intention of the potter. The fact that the Chicago cattle bowl has a black top does not put it into the form group of the black-topped bowls; the shape and decoration are those of the incised bowl. The black top was an optional characteristic of the form group we call the incised bowl.

#### FORM GROUP I: THE C-GROUP INCISED BOWLS

The incised bowl is the most distinctive and elaborate feature of the C-Group culture as we know it. Various types were consistently deposited with tombs from the earliest known time of the culture to its disintegration during the New Kingdom. The history of this bowl represents the history of the C-Group, the care with which its traditions were maintained, and the vigor with which they were elaborated.<sup>28</sup>

Table 10.—The Incised Bowls: Distinguishing Characteristics

- |  |
|--|
| 1. Bowl or cup small enough to be held in one hand   |
| 2. Exterior incised and impressed overall; band below rim impressed with braiding or triangles |
| 3. Interior unburnished; often wiped, producing ribbed appearance                              |

From the start in phase IA and continuing throughout the C-Group period, an indispensable combination of features distinguishes the incised bowl from the black-topped bowl and from the pottery of other cultures (table 10): (1) The exterior is always covered with an incised or impressed design which is almost always linear or geometric and is based on fewer than thirty basic designs (tables 11 and 15). These designs are in turn derived from still fewer basic elements. (2) The

27. See pp. 51, 54–55.

28. Form Group I corresponds to Bietak's polished incised ware (PI; "Ceramics of the C-Group Culture," pp. 118–23). A different name is used here to avoid confusion with the polished incised jars (see below, pp. 50–51, pls. 64D, 71D).



## POTTERY

41

Table 11.—The Incised Bowls: Shapes and Decoration

## Shape

- A. Shallow; base tapered to a point or near point; side bent inward near rim; rim slightly inturned (phase IA only)
- B. Overhemispherical or deep; base round; rarely with straight rim (phase IB and later)
- C. Convex; base flat or omphalos (phase IIA and later)
- D. Side normally nearly carinated; base flat or omphalos (phase IIA and later)
- E. With pedestal (phase IIB and later)
- F. Ostrich-egg shaped (phase IIB and later)
- G. Outsize (phase III)
- H. Other

## Decoration

1. Stretched nested rhombs (as if woven into a cloth and stretched over a bowl)
  - a. Small (*IA/6a*)
  - b. Large (*IA/6b*) pl. 87B,D
  - c. Four on bowl (*IB/5*) pl. 87E
    - i. Truncated (*IB/5b*) pls. 5A–B, 21A–B, 87C
    - ii. Combined with other elements (*IB/5a*) pls. 5C, 21C
    - iii. In quadrants, chevrons above them (*IB/5*) pls. 5D–F, 21D, 22A–B
2. “*Flechtmuster*”
  - a. Medium-sized (*IA/7*) pls. 85C–D, 88B,D,G–I
  - b. Large (*IB/4a*) pls. 6A–D, 22C–D, 23A–B, 87F, 88F, J–L
  - c. In quadrant-sized panels (*IB/4b*) pls. 6E–G, I, 23C–D, 24A, 24B
3. Quadrants
  - a. Alternated as though woven (*IA/8*)
  - b. Irregular *Flechtmuster* (*IB/4c*) pls. 6H, 24C
  - c. Filled with combinations of decoration (*IB/4.5*, etc.)
4. Short curls, or “pretzels” (*IA/9*)
5. “Half-moons”
  - a. Stretched (as if woven into a cloth and stretched over a bowl) (*IA/10*) pls. 85A, 88E
  - b. In horizontal bands (no Bietak desig., phase IIA) pl. 89E
6. Ropes
  - a. Looped (*IA/11*)
  - b. Wavy (*IB/9*)
  - c. Serpent
    - i. Hatched background (*IB/8a*)
    - ii. Irregularly shaped hatched zones in background (*IB/8b*) pls. 7F–G, 26B–C
7. Net (*IB/6*) pl. 85B,E
8. Chevrons, or zigzags
  - a. Many on bowl (*IB/10*)
  - b. Four on bowl, truncated (*IB/7a*) pls. 7A–E, 25A–C, 26A
  - c. Combined with horizontal lines (*IB/7b*)
  - d. Many narrow zigzags on bowl
    - i. Shallow (*IIA/10a*) pl. 38D
    - ii. Deep (*IIA/10b*) pls. 18G, 39C
9. Triangles in horizontal bands
  - a. Apex at top (*IIA/8*) pls. 8, 9A–F, 27–29, 30A, 86B, 92F
  - b. Apex at bottom (*IIA/8*) pls. 9G–I, 30B–D

Table 11, *continued*


---

c. Divided vertically ( <i>IIA/8γ</i> )	
d. Arranged to make reserve zigzag ( <i>IIA/8</i> )	
e. Opposed (no Bietak desig.)	pls. 10A–B, 31A–B
f. Divided by plain band at center of bowl (no Bietak desig.)	pls. 10C–D, 31C–D
g. Narrow, upended, and asymmetrical (no Bietak desig.)	pls. 10E, 32A
10. Running lozenges, arranged to make reserve zigzag ( <i>IIA/9</i> )	pls. 32B–D, 86C
11. Crossing diagonal hatched bands	pl. 11A–C
a. With plain background ( <i>IIA/11</i> )	
b. With floating lozenges in background ( <i>IIA/12</i> )	
12. Horizontal concentric lozenges ( <i>IIA/13</i> )	
13. Checkers in horizontal lines ( <i>IIA/14</i> )	pl. 86A
a. Squares	pls. 11E, 33A
b. Rectangles	pls. 11D, 33B
14. Checkers in curving lines (as if woven into a cloth and stretched over a bowl) ( <i>IIA/15</i> )	pls. 12, 34–35, 89C
15. Checkers in diagonal lines ( <i>IIA/16</i> )	pls. 13, 36–37, 86F
a. Simple ( <i>IIA/16</i> )	
b. In two zones ( <i>IIA/14</i> )	
16. Small floating lozenges, or closely spaced diagonally crossed bands ( <i>IIA/17</i> )	
a. Lozenges in reserve ( <i>IIA/17a</i> )	pl. 88A
b. Interstices, or bands in reserve ( <i>IIA/17β</i> )	pl. 86D
17. Designs in horizontal combinations ( <i>IIA/18</i> )	
a. In horizontal zones ( <i>IIA/17a</i> )	pls. 14A–C, E, 38A–C, 39B, 86E
b. With interspersed designs ( <i>IIA/18β</i> )	pls. 14D, 39A
18. Herringbone ( <i>IIA/19</i> )	pls. 15A–C, 40
19. Bands	
a. Vertical ( <i>IIA/21</i> )	
i. Bands	pls. 15F–H, 42
ii. Seams	pls. 15D–E, 41A–B
b. Horizontal ( <i>IIA/22</i> )	pls. 15I, 41C
20. Hatching in groups with no borders	
a. Zigzag combined with horizontal bands of hatching ( <i>IIA/20</i> )	
b. Rows of short vertical lines ( <i>IIA/22</i> )	pls. 16C, 43C
c. Vertical groups of short horizontal lines	pls. 16A–B, 43A–B
21. Irregular combinations that make a symmetrical design	pls. 16D–F, 44
22. Pinwheels (no Bietak desig., phase IIA)	pls. 16G–I, 45, 89A
23. Irregular and vertical combinations	pl. 25D
24. Representations	pls. 17A–B, 19–20, 46–48; figs. 7–8
25. Five individual designs of IB and IIA type	pls. 4A, 17C–F, 49A–B

## POTTERY

43

Table 11, *continued*


---

26. Floating elongated lozenges	
a. Horizontal ( <i>IIB/12</i> )	
i. <i>IIB/12a</i>	pls. 18B, 89B,D
ii. <i>IIB/12β</i>	
iii. <i>IIB/12γ</i>	pls. 18A, 50A
iv. <i>IIB/12δ</i>	pl. 50C
v. <i>IIB/12ε</i>	
b. Vertical, or standing ( <i>IIB/13</i> )	
i. <i>IIB/13a</i>	pls. 18E, 51A
ii. <i>IIB/13β</i>	
iii. <i>IIB/13γ</i>	pls. 18C–D, 50B
27. Blobs ( <i>III</i> )	pls. 18F, 51B
28. Deeply incised irregular patterns of phase III ( <i>III/10–11</i> )	
a. <i>III/10</i> , α–γ	
b. <i>III/11</i>	
	pls. 18H, 49C
Special decorative feature	
Polychromy ( <i>IIB/15</i> )	
	pls. 18A–B,E, 50A, 89B,D

---

interior is always matt; in many cases it has been wiped in such a way that prominent groups of ridges are arranged at angles to each other to make a sort of pattern. (3) The rim has a band of impressed decoration—a braid, or groups of triangles—and only rarely has any other type of incision (table 13). (4) The shape is generally deeper and narrower than that of the black-topped bowl, and sometimes there is a flat base; a few late vessels have pedestal bases. These distinctive features make up a coherent body of characteristics that do not occur in the pottery of any other contemporary cultural group in Nubia, unless borrowed, although there are some important antecedents and there are some similar types from later times.

The consistent occurrence of geometric decorative patterns that are commonly produced in weaving and of the braidlike rim band clearly indicates that the incised bowl is a representation of an object covered, at least partly, with another material. The details of phases IA and IB indicate what we might conjecture about some of the manufacturing details of the prototype (see table 12). A light mat was woven and its corners stretched upward and trimmed to form an even, circular rim. It was then bound at its rim by a braided thong into the shape of a bowl. This thong is imitated in the clay by the triangular or looped rim designs mentioned above as the third feature of the incised bowl. The interior of the hypothetical prototype was smeared with some substance that would make of the object an effective container. The result was similar to the shallow dish of IA and may also be represented by the deeper bowl of IB, which sometimes has crossed bands that might represent additional bindings.<sup>29</sup>

At the end of IB there was a major reorientation of the designs on the incised bowls; the design structure that resembled a stretched-mat bowl was in general replaced by one that was oriented horizontally. Almost all of the motifs continued to be geometric; most are arrangements of triangles or squares. In addition to IB motifs that survived, only one of the new designs, a checkered pattern, preserved the stretched-mat effect that dominated earlier decoration (table 11, motif 14).

29. See n. 11.

## POTTERY

Table 12.—The Incised Bowls: Chronology of Characteristic and Continuing Major Features

<i>Stylistic phase</i>	<i>Shapes in use</i>	<i>Decoration</i>
IA	A	1a–b, 2a, 3a, 4a, 5a, 6a
IB	B	1c, 2b–c, 3b–c, 6b–c, 7, 8a–c
IIA	B, C, D	5b, 8d, 9, 10, 11, 12, 13, 14, 15a, 16, 17, 18, 19, 20, 21, 22, 23, 24 (and some IB features)
IIB	B, E, F	15b, 26, 27, polychromy (+IIA features)
III	B, G	27, 28 (+IIB and some IIA features)

Table 13.—The Incised Bowls: Rim Decoration

## Motif location

- A. Below the rim only
- B. Below the rim and on its surface

## Decoration

- 1. Incised braid (early, possibly phase IA only)
- 2. Triangular punch marks\* in varying numbers of rows
  - a. Apex at top
  - b. Apex at bottom
  - c. Apexes alternated at top and bottom, sides together
  - d. Apexes alternated at top and bottom, producing zigzag
  - e. Combination of c and d (largest group)
- 3. Nail and other impressions (rare)

\*See above, p. 36.

Table 14.—The Incised Bowls: Base Decoration

- A. Based on phase IB designs
  - 1. Truncated chevrons, or concentric lozenges
  - 2. "Flechtmuster"
- B. Based on phase IIA designs
  - 3. Checkers
  - 4. Four or eight radiating triangles
  - 5. "Base stars," i.e., base circle with
    - a. Standing triangles
    - b. Pendant triangles
    - c. Zigzags (usually no base circle)
- C. Designs with no certain chronological association
  - 6. Empty base circle, some with hatched band at circumference
  - 7. Base circle containing crossed hatched bands
  - 8. Unusual

The decoration on many bases (table 14) may help us to understand this change in orientation. Most often, the bottom of the bowl is marked off by a circle that contains simple radial sectors; some of these circles contain portions of the old woven decoration of IB type (pl. 33B). (This decoration is to be distinguished from that on the rest of the bowl and can be classified separately; it is found only on IIA/B bowls; see table 14.) In a few cases the circle is quite large and contains IB motifs that can be clearly identified, such as quadrants that contain concentric lozenges (pl. 41A) or chevrons. Occasionally these circles contain parts of IIA decoration, such as the checkered design (motif 14) mentioned above.

It seems clear that the overall woven decoration of IB changes in IIA to what may be a representation of a woven band of material placed horizontally around the original container. Whether this represents such a modification of the original container or a sling for suspension we cannot be certain. Nor can we be sure whether the material represented by the band was woven or was a strip of leather decorated with beads in patterns.

In phase IIB the chief characteristics of the decoration—polychromy and floating lozenges—may indicate another change in the nature or decoration of the covering material represented, inasmuch as these features are characteristic of C-Group leather that has beads of different colors sewn to it.<sup>30</sup> One piece of pottery from Adindan has a IB design in the area below the base circle and a IIB design of this kind above it (pl. 50A).

Some IIB features survived into phase III, but the entire incised-bowl tradition was soon broken up into the confused, poorly executed designs that characterized C-Group pottery in this later phase. The major changes in the decoration of the incised bowl down to phase III appear to have been due not to stylistic change in pottery decoration but to changes in the object represented; the tradition of decoration for this bowl was a coherent one, with a body of interdependent elements, each of which had no meaning without the others. When, in phase III, one or another of the elements of the design was dropped, the tradition rapidly disintegrated.

Several other features of the incised bowl were noted but not used in this classification; they include the slope of the rim, the presence or absence of interior wiping, and the presence or absence of white filling. The various rims had elaborate decoration independent of the motifs used on the body of the bowl (table 13); on their own they form a complex group of decorative motifs that might be outlined in the same way as the overall decoration. Not every rim decoration has been classified, but a group of possible classifications is presented in table 13. Two different types of interior, wiped and plain, could be noted. The wiping shows an almost geometric regularity at its best, and only irregular grooves at its most careless.

#### FORM GROUP II: THE C-GROUP BLACK-TOPPED BOWLS (tables 17–19)

The second and most common form of C-Group bowl belongs to a coherent tradition, as does the incised bowl. The distinctive characteristics are a black top, a burnished interior, and an undecorated exterior, except for phase IA when groups of parallel bands of rectangles were rolled on the bowl's surface (table 16). The shapes of the black-topped bowl are often distinguishable from those of the incised bowl, and the vessels are generally larger, though, like the incised bowls, most of them are intended to be carried in one hand (tables 17, 18, and 19). It is worth noting that the black-topped bowl never had a flat base and that it retained many of its distinctive shapes until the end of the C-Group period.<sup>31</sup>

It is readily seen that there are major intentional differences between the black-topped and the incised bowls. The black-topped bowl always has a burnished interior; the incised bowl never

30. See p. 94.

31. Form group II corresponds to Bietak's black-topped ware (BT; "Ceramics of the C-Group Culture," pp. 115–18).

Table 15.—The Incised Bowls: Register  
(according to decorative motifs)

1. Sherds: T165:6, T205:3	e. T68:2, K27:1, K52:1
a. —	f. K16:2, K52:1
b. Sherds: T215:4, T254:2 (or design 25c), T271:2	g. T227:5
c. Sherds: T216:7e, between T268 and T271:2 (or design 3), T274:3	10. T84:1, T90:1, T212:1, K38:2; sherds: T219:3b
i. T171:1; sherds: T221:6, T294:2	11.
ii. T230:3	a. —
iii. T119:1, T211:3, K29:1	b. —
2. Sherds: T219:3a, T281:3a	12. —
a. Sherds: T60:2j, T151:2a, T199:1, T216:7d, T222:2, T227:6a–c, T237:3, T274:2a	13. Sherds: T117:3
b. T6:1, T50:2, T227:3; sherds: T50:5, T60:2l, T151:2b, T164:2, T165:7, T176:9d, T199:1, between T215 and T219:1, T216:7c, T264:3	a. T235:2
c. T4A:1,2, T216:6	b. T134:2
3. Sherds: between T268 and T271:2 (or design 1c)	14. T102:1, T109:1, T129:4, T203:2, T231:1, T241:3, K9:1, K25:1; sherds: T233:2
a. T92:1	15. Sherds: T60:2c
b. T259:1	a. T37:1, T82:1, T239:1, T246:1, T257:2, K9:1, K25:2, K32:3; sherds: T140:4a, K43B:5
c. —	b. —
4. —	16.
5.	a. Sherds: T208:2b
a. Sherds: T60:2k, T215:6, T216:7b	b. Sherd: T31:1
b. T205:5	17.
6.	a. T4 or T5:1, T37:1, K9:1, K37:2, K38:2
a. —	b. K42:3
b. —	18. K60:2, K61:2, K63:3
c.	19.
i. —	a.
ii. T111:3, T168:3	i. T108:2, K43A:1, K62:2; sherds T219:3c
7. Sherds: T219:3f, T294:4b	ii. T149:1, T234:2
8.	b. T101:4
a. —	c. Sherds: T219:3d
b. T105:1, T131:2, T181:2; sherds: T103:2, T176:9b	20.
c. —	a. —
d. —	b. —
i. T4 or T5:1, T37:1, T82:2, K17:2, K37:2; sherds: T68:11, K52:5	c. T32:1, T162:1, K29:3
ii. T260:1	21. T91:2, T99:1, T244:1
9.	22. T9:1, T103:1, T123:1; sherds: T216:7a
a. T4 or T5:1, T7:2, T38:2, surface SE of T38:1, T39:2, T78:2, T83:1, T88:1, T93:1, T94:3, T106:3, T116:1, T138:6, T140A:2, K33:4, K41:2; sherds: T169:3, between T169 and T205:1, T208:2a	23. T153C:4
b. T34:1, T63:1, K52:1, K53:2	24. T223:3, T230:1; sherd: between K52 and K56:1
c. —	25. Sherds: T215:3
d. T4 or T5:1, K37:2, K38:2	a. Sherd: T207:3
	b. T100:1
	c. Sherds: T254:2 (or design 1b var.)
	d. T5:1
	e. Sherds: T101:5

Table 15, *continued*

26. Sherds: T56:2?	27. T64:1
a.	28.
<i>i.</i> Sherds: T72:3, K72:3a-b	a.
<i>ii.</i> —	<i>i.</i> —
<i>iii.</i> U2:1	<i>ii.</i> —
<i>iv.</i> T165:1	<i>iii.</i> —
<i>v.</i> —	b. U1:1
b.	Special decorative feature
<i>i.</i> T52:1	Polychromy: T52:1, T180:1, U2:1; sherd: T72:3
<i>ii.</i> —	
<i>iii.</i> NE of T149:1, T180:1	

NOTE: Where both whole pots and sherds with the same design exist, pots are listed first. The table includes designs known from elsewhere but not present at Adindan.

Table 16.—The Black-topped Bowls: Distinguishing Characteristics

- |  |
|--|
| <ol style="list-style-type: none"> <li>1. Most small enough to be held in one hand, few to be held in both</li> <li>2. Black top and interior</li> <li>3. Interior always burnished, exterior almost always burnished</li> <li>4. No decoration (except for rectangular impressions rolled on the exterior in phase IA)</li> </ol> |
|--|

does. The incised bowl always has a completely decorated exterior, which is incised; the black-topped bowl has a decorated exterior, as described, only in phase IA. These clear mutual exclusions persisted from IA to III, that is, from some time before 2200 B.C. to some time after 1600 B.C., despite the fact that most vessels in these two categories were of about the same sizes and were made in shapes that superficially resembled each other (but when examined more closely are seen to be clearly distinct). It is also clear that these two types of C-Group vessels could serve the dead as well as the living. (Both types of vessels are about as common in the published materials from settlement sites as are the types of utility bowls that do not occur with I and II burials.)<sup>32</sup> We cannot be sure what their precise purposes were or whether, like the incised bowl, the black-topped bowl represented an object made of materials other than clay. It may well be that the black-topped bowl represented the larger part of a gourd treated with fire on its inner surface and at its rim to dry and preserve it for use as a bowl.

Three key stages can be observed in the history of the C-Group's black-topped bowl (table 18). The bowl began as a shallow, open shape, rather closely resembling the shape of the IA incised bowl, with a nearly pointed bottom, tapered lower sides, and a bend just below the rim. The exterior was decorated with vertical rows of impressed rectangles, probably made by groups of discs or half-discs rolled over the surface of the bowl (pl. 4B). In IB, the black-topped bowl, like the incised bowl, was made deeper, in two different shapes—in a version of the IA shape and in a new shape, which was hemispherical or overhemispherical. In IIA, these were the shapes used for almost all of the black-topped bowls, and they remained in use during IIB. Occasionally, these

32. See, for example, D. Randall-MacIver and C. Leonard Woolley, *Areika*, Eckley B. Coxe, Jr., Expedition to Nubia, vol. I (Philadelphia: University Museum, 1909), pls. 10–12.

Table 17.—The Black-topped Bowls: Shapes

<b>A. Tapered lower side</b>	
1. Open, shallow, bent vertically to point just below the rim, tapered almost to a point at bottom (phase IA only)	pl. 4B
2. Deep, nearly carinated about one third of the way from rim, tapered to very sharp curve at bottom	pls. 52A–B,D–E,G, 55B,F, 56G
3. Conical	pls. 52F, 55E
4. Like no. 2 but with everted rim	
<b>B. Curved profile</b>	
1. Subhemispherical to hemispherical	pls. 52H–I, 53B, 55D,G, 56C,E,H
2. Overhemispherical	pls. 52C, 53A,C–D,F–G, 55A,C, 56A–B,D,F,
3. Like no. 2 but with everted rim	pl. 53E
<b>C. Widest near base, base almost flattened or slightly convex, so-called <i>bombenförmige</i></b>	
1. Tapered upper side	pls. 51C, 54B–D, 57B–C,F
2. Sinuous upper side	pls. 54A,E–G, 57A,D–E

Table 18.—The Black-topped Bowls: Chronology of Characteristic Shapes

Date	A1	A2	A3	A4	B1	B2	B3	C1*	C2
IA	X							thin-walled	thin-walled
IB		X			X	X			
E. IIA		X			X	X			
IIA									
Unspecified		X	X	X	X	X	X	X	
L. IIA (IIB)		X			X	X	X		
E. III					X	X		X+Pan	X
L. III					X	X			X

\*Thin-walled vessels of C1 and C2 occur only in phase III. The 2A occurrence of C1 is a normal thick-walled vessel of IIA.

shapes were modified by slightly everting the rim, either by changing the angle of pressure at the rim or by pinching outward just below it. The next major change occurred in phase III (though examples of broad-bottomed bowls occur in IIA; they are heavy walled, like other black-topped bowls of the period). The shapes in use during III included the older ones, though it is uncertain whether and how many of these bowls were in fact made in III or whether they were reused from earlier tombs. New shapes, with broad bases and straight or sinuous sides, were introduced. The new shapes represented another change in shaping technique (fig. 5). Walls were thinner, and the pots appear to be lighter, perhaps by as much as a third. In addition, the bowls were given a band of graphite around the outside of the rim to regularize the black top, which was now generally narrower than before. In these cemeteries the earliest such use of graphite on the black top is seen on a Kerma beaker. Other significant details—the broad-bottomed shape, the thin walls, and the narrower line of black around the rim—are characteristic of Pan Grave pottery.<sup>33</sup>

33. Bietak, *Chronologie*, pp. 119–21.



## POTTERY

49

Table 19.—The Black-topped Bowls: Register

---

<b>A.</b>	
1.	Sherd: T277:2
2.	T40:3, T42:1, T47:1, T91:3, T94:2, T105:2, T123:2, T129A:1, T149:2, NE of T149:4, T171:4, T180:4, T181:1, T226:1, T230:2, T246:3, T266:1, K19:1, K32:6, K59:2, K60:1, K61:1, K72:1
3.	T235:3, K43A:3
4.	Sherds: T39:4
<b>B.</b>	
1.	T9:2, T39:1, T43:2, T77:1, T91:1, T106:1, T134:1, T137:1, T148:1, T153C:5, T162:2, T168:2, T188:1, T203:3, T216:4, T227:4, T236:1, K4:1, K29:2, K34:2, K43A:2, K58:2, K62:1, K73:2, K74:2; sherds: T231:2 (or B3); T1-4:1
2.	T6:2, T38:3, T50:1, T78:3, T88:2, T90:2,3, T93:2, T95:2, T96:1,2, T106:2, T108:1, T111:1, T116:2, T120:1, T134:3-5, T140A:1, T141:1, T161:1, T179:1, T185:1, T211:1,2, T216:5, T218:1, T234:1, T239:2,3, T245:1, T248:1, T257:1, T273:1, T278:1, T284:1, K16:4, K32:4,5, K33:3,5, K35:1, K36:1, K37:1, K42:2, K52:2, K53:1, K54:1,2, K56:1, K63:4, K67:1, K70A:1, U1:6, U2:3; sherds: T198:3, T274:2b, K14:1b, K52:2
3.	T78:1, T95:1, T223:1, K38:1, K56:3; sherds: T231:2 (or B1)
<b>C.</b>	
1.	T100:2, T210:1, T216:1, K56:2, K73:1, K86:3, K94B:1,2; sherds: T199:2c
2.	T242:1, K40:1,3, K44:1,4, K52:3, K75:4; sherds: K52:3, K74:7
Unclassified whole pots: T6:3, T170:1, T180:2, T252:2, T262:1, T274:1, U1:3	

---

NOTE: Where both pots and sherds of the same shape exist, pots are listed first.

The black-topped bowls are classified on the basis of shape (i.e., the number, position, and contour of shaping zones), which is the significant variation within the form. Thus, vessels with a more or less V-shaped lower body belong to shape group A, the earliest division, while those with a curved lower body belong to B, the next group to appear. Shape group C comprises vessels with two shaping zones in the lower body. Subdivisions within each shape group are based on distinguishable intentional variations in the rim, upper body, or—in one case—proportion of the vessel.

Variations not used for internal classification include the addition of burnish to the exterior (and the extent and direction of the burnish), of ochre to the exterior, and of graphite to the black top. The addition of graphite is most often revealed by the presence, near the rim, of a dull black band within the normally shiny black top. As noted above, graphite appears on shape group C of III date and on a Kerma beaker (pls. 54B–C, 94).

#### FORM GROUP III: C-GROUP JARS (tables 20 and 21)

Form groups I and II are coherent groups with highly consistent specific characteristics that easily identify members of each group. The collection of C-Group jars (form group III) is less coherent, perhaps because jars were not a part of the earliest C-Group pottery. In IA, Egyptian jars were the only ones deposited with C-Group tombs. By IIA, simple globular jars that occasionally had vertical or horizontal lug handles (rarely tripod bases) and were normally lightly burnished were being deposited with the tombs. These were sometimes given incised decoration that consisted primarily of poorly organized groups of fragments of the geometric designs found on the incised bowl. Occasionally the design was representational. Sometimes the rims were milled, but the surfaces were never specially treated to indicate that any major group of jars was intended to be different from any others. It was only through variation in shape that simple instrumental differences were indicated. In IIB times some jars were given the polished black

Table 20.—C-Group Jars: Shapes and Decoration

<b>Shape</b>		
A. Small (held in the fingers)		
1. Baggy or globular, ca. 5–6 cm × less than 10 cm		pls. 58A–C,G, 67A–B,F
2. Globular, everted rim		pls. 58D, 67C
B. Globular, vertical rim, sometimes with incised body (held in one hand)		pls. 58:E–F,H–I, 67D–E,G
C. Globular to biconical, nearly straight to everted neck and rim (held in one or both hands)		
1. Globular, no handles		pls. 58J–K, 67H–I
2. Globular, pierced lug handles on shoulder, sometimes black		pls. 59A–E, 68A, 90C
3. Biconical, with black exterior		pls. 59F, 68C
D. Smaller globular, well-defined everted neck and rim (held in both hands)		pls. 60, 61A–B, 64A, 68B,D, 69A–B, 71A, 90A–B,D
E. Small or medium baggy, everted or straight rim (held in both hands)		pls. 61C, 62–63, 69C, 70
F. Biconical, with low waist, everted rim, incised band on shoulder, burnished, black (one very small ex.)		pls. 64D, 71D
G. Large, many possibly imitative of Egyptian pottery		
1. Globular or nearly biconical, straight or slightly flared neck, everted or beveled rim (held in one or both hands)		pls. 64B–C, 71B–C
2. Large body (held in both hands; <i>IIA/23</i> )		pl. 90E
a. Globular		
i. Flared neck		pls. 65A–C, 72A–C
ii. Very short neck, unmodeled rim (band of decoration at top of shoulder)		pls. 64E, 71E
b. Barrel-shaped		pls. 66A–B,D, 73A–B,D
c. Nearly biconical		pls. 66C, 73C
d. Ovoid		pls. 65D–E, 72D–E
H. Unclassified		
<b>Incised decoration</b>		
i. Simple rows of dots		pls. 58C, 63A, 65C, 67B, 70C, 72C, 90D
ii. Irregular geometric and linear patterns ( <i>IIB/23a–β</i> )		pls. 58G, 65A–B, 66A–B, 67F, 72A–B, 73A,D
iii. Geometric design (mostly <i>IIB/18</i> )		pls. 58F, 64E, 65C, 67E, 71E, 72C, 90A–B
iv. Band on shoulder ( <i>III/18</i> )		pls. 58I, 64D, 67G, 71D
v. Representations		pls. 58I, 63C, 67G

surface and well-organized floating-lozenge incised design that is on the incised bowls; however, most jars continue to have the simple surface. The relatively few elaborately treated jars thus form with the other C-Group jars a continuum that cannot be broken into different form groups, or formal categories.<sup>34</sup>

A few jars, listed below, might have been intended to belong to such categories, but not enough examples are known for this to be determined. We have therefore put all of the jars of C-Group

34. Form group III includes Bietak's rough decorated ware ("Ceramics of the C-Group Culture," pp. 124–25) and the necked jars of his house ware (p. 125). We did not feel able to separate the two groups, because the same shapes can have both decorated and undecorated examples (see pls. 58, 65–66). Also, if distinctions are made within the jars, the polished black vessels which rival incised bowls in quality should be recognized as an independent group.

## POTTERY

51

Table 21.—C-Group Jars: Register

---

A.	Sherds: T140:4d (or VI-A), K4:2
	1. T59:1, T162:3, T214:1, between T268 and T271:1; sherds: T205:4
	2. T248:2
B.	T2:1, T43:3, T51:2,3
C.	Sherds: T71:4, T140:4c
	1. T176:10, U1:8
	2. T50:3, T129A:2, K32:2, K60:3; sherds: T50:6, T198:2, T219:3e
	3. T211:5; sherds: T60:2g
D.	Between T77 and T82:1, T94:4, T130:1, T168:1, T203:1, T241:1, K86:2; sherds: T89:1a,b, T140:4b, T246:5
E.	T1:2, T10:2, T171:2, T223:2, K32:7, K33:1, K61:3, K72:2, U2:5; sherds: T60:2b, between T215 and T219:3, K91:2
F.	K80:4; sherds: T96:4, K96:3
G.	T294:4a; T uncertain: 1a,b,c
	1. T91:4, K44:2
	2. Sherd: K54:3
	a.
	i. T68:1, T153C:2, K32:1
	ii. T177:4
	b. T38:4, T40:2, K59:1
	c. K42:4
	d. K8:1, K63:2
Unclassified whole pots: T41:2, T72:2, K62:3, U2:4	

---

NOTE: Where both whole pots and sherds of the same shape exist, pots are listed first.

manufacture under one heading as a form group, to indicate that although they serve different purposes they have in common many features of shape and decoration in addition to techniques of manufacture.

All of the jars made in C-Group times were of the same kind of clay and temper and were shaped as described on pp. 32–36. Most were matt or lightly burnished, as noted, and many were decorated with incised patterns borrowed from the incised bowl—although, in IIA at least, these patterns were more poorly organized and executed. The truly fine jars of IIB were virtually absent from Adindan; only one complete example was found (pls. 64D, 71D). The pots were fired in the same manner as the bowls of form groups I and II but less carefully, a mottled effect being produced by irregular atmosphere in the firing pit.

## FORM GROUPS V, VI, AND VII: EGYPTIAN JARS (tables 22 and 23)

The only other pottery frequently deposited with C-Group tombs was Egyptian, and it consisted of jars and a stand. The jars can be put into three groups, which are based on major differences in paste and manufacture—form groups V, VI, and VII. (These groups are presented in this report ahead of form group IV of the C-Group pottery because normally the latter were not used in burials.) Although these groups and differences are related to two major distinctions in Egyptian pottery, the number and variety of imported vessels hardly represent more than a small fraction of the total available in Egypt, and no classification from materials in Nubia at this

Table 22.—Egyptian Jars: Shapes

Form group V. First Intermediate–Middle Kingdom: Hard pink pottery (held in one hand)		
A. Globular, thick rim, short straight neck (one smoothed, one with white slip)		pls. 74A–B, 80A–B, 91F
B. Biconical, everted rim		pls. 74D, 80D, 91E
C. Sharp bend to shoulder, beveled rim, flat or flattened* base		pls. 74E–F,H, 80E–F,H, 90A
D. Baggy or biconical		
1. Biconical, everted rim (Dyn. XI)		pls. 74C, 80C
2. Baggy		pls. 74G,I, 80G,I
E. Bulged neck		pl. 91D
F. Predynastic (reused)†		pls. 79E, 84E
Form group VI. White/greenish "Qena" pottery		
A. Like V-C but with bulged shoulder (held in one or both hands)		pls. 75A, 81A
B. Barrel-shaped, small everted rim, round base (held in one or both hands)		pls. 75B, 81B
1. Plain rim (as found in the Tarif)		
2. Rim with four lobes		pl. 91B–C
C. Flared neck, sloping shoulder, low waist (held in one or both hands)		pls. 75D–E, 76, 81D–E, 82A–B
D. Globular, everted rolled rim, short neck (held in both hands)		pls. 77, 82C–E
E. Small globular, rolled rim, concave neck (held in one hand)		
1. Ordinary surface		pls. 75G, 81G
2. Very fine surface (late Middle Kingdom; held in one hand)		pls. 75C,F, 81C,F
F. <i>Zir</i>		pls. 78, 79A–B,D, 83, 84A–B,D
Form group VII. Egyptian ordinary pot stand		pls. 79C, 84C

\*See OINE 3, Egyptian hard pink pottery, shape W

†Probably reused, hand made or slowly turned; T222:1 is white, probably overfired. See OINE 4.

period can claim to be more than a convenience (see Bruce Williams, *Oriental Institute Nubian Expedition*, vol. 6 [Chicago: Oriental Institute, forthcoming]).

Features that identify Egyptian pots are easily noticed, and Middle Kingdom Egyptian pottery is as easily distinguished from that of the C-Group as was A-Group pottery from that of Predynastic Egypt. It was made on the wheel and is either pinky buff (hard pink) or greyish to greenish white in color. Compared with the number of shapes in use in contemporary Egypt there is little variety in the shapes of the Egyptian pottery of the C-Group; the variety even compares unfavorably with the limited number of shapes known from Middle Kingdom Egyptian fortresses and cemeteries in Nubia. The typology that follows was created only for the materials from Adindan, since it appeared unnecessary to classify in this report all of the early Middle Kingdom pottery in Nubia.

Two features of the restricted variety in the kinds of Egyptian pottery associated with the C-Group appear especially significant. First, no bowls or platters of Egyptian origin were found at Adindan, and they are almost nonexistent in other C-Group cemeteries in Nubia. Second,

## POTTERY

53

Table 23.—Egyptian Jars: Register

---

Form Group V.	Sherds: T60:2i, T96:5, T216:7f (or VI)
A.	T53:2, T72:1; sherds: K38:3
B.	K94B:4; Sherds: T245:3
C.	T222:1, K62:4, K70:D–E:1; sherd: T36:3
D.	
1.	T111:2
2.	T77:2, T218:2
E.	Sherd: T275:3
F.	K33:2*
Form Group VI.	U2:2; sherds: T60:2h, T68:8,9, NE of T149:3, T180:3, T216:7f (or V), T224:5, T282:4, K74:10, 11, K88:2
A.	T235:1; sherds: T134:9b, T140:4d (or III-A var.)
B.	K58:1
1.	—
2.	Sherds: T138:7, T140:4e
C.	T5:2, T94:1, T161:2, T216:2, T241:2, K16:1
D.	T153C:3, T216:3, T227:2, K41:1, K42:1, K63:1; sherds: T199:2a
E.	
1.	T38:6
2.	T4B:3, T112:1
F.	T138:1, T149:3, T205:1, T227:1, T246:2, K34:1, U2:2
Form Group VII.	U1:2

---

NOTE: Where both whole pots and sherds of the same shape exist, pots are listed first. Shape group B1 is known from elsewhere but is not present at Adindan.  
 \* Predynastic; see OINE 3.

although many Egyptian pots of early Middle Kingdom date were found, few could be dated to the long period of the later Middle Kingdom.

The two basic kinds of Egyptian pottery present in C-Group material are the high-fired grey-green (Nordström ware groups W4 and W5; see table 9 for details of clay) and the kind that fired pink or buff (Nordström ware groups W2 and W3; one vessel originally had a burnished red coat [K94:4]). A third type, made primarily with chaff or dung-tempered silty clay (W1 and W2 in part), is represented by only one example (form group VII).

Both kinds of Egyptian pottery were all or partly thrown, almost certainly on the simple fast wheel. The earlier pots have crude wheel marks on the interior. The method of throwing the pot and removing it from the wheel head left the bottom of the pot incomplete or, if complete, imperfectly finished; in either case the bottom, whether constructed by hand or already closed, had to be scraped more or less smooth. Evidence could not be found that the bottoms of the smaller jars had been completed by hand, although some vessels were so fired in the New Kingdom. After shaping, all jars were scraped; on larger jars the scraping has left noticeable marks, but on the smaller, finer vessels (shape VI-E2, for example) the grooves made by scraping are virtually invisible. The coarser texture and elongated voids in the bottoms of the vessels, though, betray the fact that they, too, were scraped.

The shapes found in these cemeteries were those generally well known from Upper Egyptian necropoleis of the First Intermediate Period and early Middle Kingdom, for example, el-Kab,<sup>35</sup>

35. J. E. Quibell, *El Kab*, Egyptian Research Account 1897, vol. 3 (London: Bernard Quaritch, 1898), pl. XIII:2, 7, 18.

Thebes,<sup>36</sup> and Qau.<sup>37</sup> They are presented in plates 74–84, 91, and designated on table 22. Complex descriptions will not be presented here. We may note, however, that most of the vessels are small or medium-sized jars that were intended to be held or carried in one or both hands. Miniatures that could be held in the fingers were not present, and only one complex shape, possibly a jar with a bulged neck (T275:3, pl. 91D), was present. There was one pot stand (U1:2, pls. 79C, 84C).

Perhaps the most interesting shape was that of the so-called *zir*, which, being quite large, was intended for only occasional handling. Although the neck and shoulders of this vessel were thrown on the wheel, in the same manner as the globular jars (which usually had a simpler rim), a long sausage-shaped body was added by hand to the wheel-thrown part of the *zir*, often with little attempt to achieve regularity in the surface. The body area was then scraped, though not as smoothly as was that of other Egyptian vessels; the scraping marks help relate the vessel with its long, tubular shape to the less elongated but still partly handmade bodies of other Egyptian jars in this form group. Despite these unusual features and the fact that the *zir* occurs only occasionally in Egyptian contexts, the materials and the shaping and firing of the vessel are so typical of Egyptian pottery that its origin there is clear. Prototypes occur in Egypt, especially in the so-called embalmer's cache of Ipi;<sup>38</sup> one jar from the cache, which is in the Oriental Institute, even has a small hole carefully made in the bottom, as is often found on the *zirs* of Nubia. To judge from the apparent purpose of the cache, this hole probably had some utilitarian purpose and was not, as has so often been proposed, for "killing." The body of the (thus inappropriately named) *zir* from Ipi's cache is slimmer than that of most such vessels from Nubia, and the rim is less carefully made. However, the upper part of this vessel and of those like it found in Nubia betrays a relationship with the globular pots of earlier Middle Kingdom date.

Although it has been emphasized that virtually all of the Egyptian pottery deposited with the tombs of phases I and II is of early Middle Kingdom date, this pottery does not always date the tombs with which it is found; plundered pottery was used as grave goods for later burials and even as tools for further plundering.<sup>39</sup>

#### FORM GROUP VII: EGYPTIAN ORDINARY POTTERY

There was one example of the silty pottery that was dominant in New Kingdom Egypt. This was a pot stand from U1 (–2). Although the vessel would be classed with the stands in Egyptian pottery of any period, the shape is somewhat unusual. It consists of a relatively tall wheel-thrown base, which has been drawn sharply upward to a small, shallow, bowl-like top with a small hole in its center.

#### FORM GROUP IV: C-GROUP UTILITY BOWLS (tables 24 and 26)

Form group IV includes all bowls not subsumed under form groups I and II. It stands out as more than a catchall category from the fact that in the main phases of the C-Group (I–II, ca. 2200– or 2300–1600 B.C.) almost no bowls but those of form groups I and II were ever intentionally deposited with tombs. One exception dating to this period, a miniature bowl (shape group A) that was probably used as a feeding bowl for a baby or child, was found in Cemetery K

36. W. M. F. Petrie, *Qurneh*, British School of Archaeology in Egypt and Egyptian Research Account, vol. 16 (London: Bernard Quaritch, 1909), pl. XVI, scattered among numbers 330–53, and pl. XVII, esp. 391 and 416.

37. Guy Brunton, *Qau and Badari II*, British School of Archaeology in Egypt, vol. 45 (London: Bernard Quaritch, 1928), pl. LXXXIX:26d, pl. XC, series 37.

38. H. E. Winlock, *Excavations at Deir el Bahri, 1911–1931* (New York: Macmillan Co., 1942), pl. 18; the large jars in Ipi's cache resemble the elongate vessels from Nubia in both shape and technique of manufacture.

39. See below pp. 56–60. Earlier vessels here certainly include V-G and probably V-E. See also Bruce Williams, *Oriental Institute Nubian Expedition*, vol. 6 (Chicago: Oriental Institute, forthcoming).

Table 24.—C-Group Utility Bowls: Shapes and Decoration

A. Miniature; hemispherical or overhemispherical (T273:2, K53:3)	pl. 51D
B. Black-topped, pendant incised decoration at rim	Shapes: pl. 92E pl. 92A
1. Overhemispherical	
2. Tapered upper side	
Decoration at rim:	
a. Triangles with lines or cross-hatching	
b. Pendant divided ovals	
Rectangular impressions:	
i. Present, generally in vertical bands	
ii. Absent	
Interior:	
a. Wiped	
b. Plain	
C. Heavy rectangular rim, band of decoration below rim	pl. 92C,H
D. With other features of incised and black-topped bowls	
1. Simple rim and rows of rectangular impressions	
2. Like shape group B but with decoration on the rim like that of the incised bowl	pl. 92B,G
3. Like shape group B but with incised and filled triangles all over	pl. 92D

(pl. 510). Otherwise, no utility bowls were found deposited with tombs in T or K before III times. Since we know so little about the vessels in this loosely defined class (form group IV) and since there were so few of them, they were not separated into different form groups.<sup>40</sup>

Four shape groups are noted (table 24): rough, miniature bowls (A); relatively heavy, black-topped craters with pendant incised decoration at the rim (B); craters with a very thick rim (C); and other craters (D).

Of these categories, shape group B contained the largest number of examples. As the description indicates, these craters combine decorative elements from both the incised bowls and the black-topped bowls. Like other utility bowls they were not deposited in tombs at Adindan during I–II times.

Vessels of this form group were much larger and more coarsely executed than were any in form groups I and II. The crude incised decoration of shape group B is confined to the area near the rim, and the body is sometimes decorated with rolled-on rows of rectangles (cf. with the black-topped bowls of IA).<sup>41</sup> Like the interior of the incised bowl, the interior of the shape group B crater is never burnished although it is sometimes wiped; the exterior is occasionally lustrous.

40. Form group IV includes Bietak's black-mouthed ware ("Ceramics of the C-Group Culture," pp. 114–15) and the bowls of the house ware (pp. 123–24). Most of the vessels in this collection closely resemble the black-mouthed ware, though they clearly belong to the group of later domestic pottery, having been used as plunderers' tools. The three groups of Bietak (BM, house ware, and late house ware) might ultimately form the foundation for subdivision under the form-group umbrella, but there would be other, small categories, such as feeding cups.

41. See above, p. 45 and pl. 4B.

Table 25.—Concordance of Vessels Intentionally Deposited with Burials in Cemeteries T, K, and U

Tomb	Date	Form Groups					Remarks
		I	II	III	V	VI	
T1	III						
T2	III			B/iv,v			
T4A	IB	B/2c					2 exx.
T4B	III					E2	Reused
T4 or T5	--	B/17d (9a,d, 8di)					In sherds
T5	E. IIA	D/25d				C	
T6	IB	B/2b	B2				1 other ex. of II n/a
T7	IIA	B/9a					Found in 1963/64, attribution probable
T9	IIA	B/22	B1				
T10	IB/IIA			E/ii			Plunderer's tool
T32	IIA	B/20c					
T34	IIA	B/9b					
T37	IIA	C/17a (8di, 15a)					
T38	L. IIA	B/9a	B2	G2b/ii		E1	VI-E1 is Late M.K., reused
SE of T38	--	C/9a					
T39	IIA	B/9a	B1				
T40	L. IIA		A2	G2b			
T41	E. III			Present			Disc.
T42	IB/IIA		A2				
T43	III		B1	B			Both displaced
T47	IIA		A2				
T50	IB	B/2b	B2	C2			
T51	E. III			B			2 exx., 1 with incised decoration (iii)
T52	E. III	F/26bi					Reused, polychrome
T53	E.? III				A		Reused
T56	E. III	26? (II B)					N/a (sherds)
T59	E. III			A1/ii			
T63	E. III	D/9b					
T64	E. III	B/27					
T68	IIA	B/9e		G2i/ii (rim)			
T72	E. III			Present	A		III n/a; V reused
T77	IIA		B1		D2		
Between T77 and T82	--			D			
T78	IIA	B/9a	B2, B3				
T82	IIA	B/15					Also I-B/8di, plunderer's tool from shaft
T83	IIA	B/9a					
T84	IIA	B/10					
T88	IIA	B/9a	B2				
T90	L. IIA	B/10	B2				2 exx. of II-B2
T91	IIA	B/21	A2, B1	G1			III-G1 displaced
T92	IB	B/3a					
T93	IIA	B/9a	B2				
T94	E. IIA	B/9a	A2	D		C	

NOTE: Whole vessels probably used as plunderer's tools are also included.



## POTTERY

57

Table 25, *continued*

<i>Tomb</i>	<i>Date</i>	<i>Form Groups</i>					<i>Remarks</i>
		<i>I</i>	<i>II</i>	<i>III</i>	<i>V</i>	<i>VI</i>	
T95	IIA?		B2, B3				
T96	IIA		B2				2 exx.
T99	IIA	B/21					
T100	IB/E. IIA	D/25b	C1				II-C1 displaced, plunderer's tool Displaced
T101	III	B/19b					
T102	IIA	B/14					
T103	IIA	B/8b, B/22					N of superstructure; I-B 8b in sherds
T105	IB	B/8b	A2				
T106	IIA	B/9a	B1, B2				
T108	IIA	B/19ai	B2				
T109	IIA	B/14	Present				II n/a (sherds)
T111	IB	B/6cii	B2		D1		
T112	III					E	Reused
T116	IIA	B/9a	B2				I-B/9a slightly displaced?
T119	IB	B/1ciii					
T120	IB/IIA		B2				
T123	IIA	B/22	A2				
T129A	IIA/B	B/14	A2	C2			I-B/14 location unknown
T130	II B?			D			
T131	IB	B/8b					
T134	IIA	B/13b	B1, B2				4 exx. of II: 1 B1; 3 B2s, nested
T137	IB/IIA		B1				
T138	E. IIA	B/9a				F	
T140A	IIA	B/9a	B2				
T141	IB/IIA		B2				
T148	IB/IIA		B1				
T149	IIA	B/19aii	A2			F	
NE of T149	--	B/26biii	A2			Pres- ent D C	VI in sherds, disc.; other sherds of II not typed
T153C	E. IIA	B/23	B1	B2i/i,iii			
T161	E. IIA		B2				
T162	IIA	B/20c	B1	A1/i			
T165	E. III	B/26aiv					
T168	IB	B/6cii	B1	D			
T170	IIA/B		Present				n/a
T171	IB+	B/1ci	A2	E			II-A2 location unknown
T176	IIA			C1			Location unknown, plunderer's tool?
T177	IIA or Pan		Present	G2aii/iii			II n/a (sherds)
T179	IB/IIA		B2				
T180	E. III	B/26biii	A2				I-B/26biii is polychrome; 1 other ex. of II not typed
T181	IB	B/8b	A2				
T185	IB/IIA		B2				
T188	III		B1				SE of shaft
T203	IIA	B/14	B1	D			

## POTTERY

Table 25, *continued*

Tomb	Date	Form Groups					Remarks
		I	II	III	V	VI	
T205	L. IIA	B/5b				F	
T210	III		C1				E of shaft
T211	IB/E. IIA	C/1ciii	B2	C3			2 exx. of II-B2; all outside superstructure to NE but possibly not part of deposit (including IV-D sherds)
T212	IIA	B/10					
T214	E. III			A1			
T216	IB/E. IIA	B/2c	B1, B2, C1			C,D	Associates IB/E. IIA with M.K. pottery
T218	IB/IIA		B2		D2		V-D2 inside superstructure and possibly to be assigned to T241
T222	IA?				C		V-C, handmade O.K. type; possibly IA tomb but I-A/2a (sherds) are only evidence
T223	E. IIA	D/24	B3	E			
T226	IB/IIA		A2				
T227	E. IIA	B/2b, B/9g	B1			D,F	
T230	E. IIA	C/1cii, D/24	A2				
T231	IIA	B/14					
T234	IIA	B/19a <sup>ii</sup>	B2				
T235	E. IIA	C/13a	A3			A	
T236	IIA		B1				
T239	IIA	B/15	B2				2 exx. of II-B2, nested
T241	IIA	B/14		D		C	
T242	III		C2				
T244	IIA	B/21					
T245	IB/IIA		B2				
T246	L. IIA	B/15a	A2			F	
T248	IIA		B2	A2			
T252	IB/IIA		Present				Plunderer's tool
T253	IB/IIA		Present				
T257	L. IIA	B/15a	B2				
T259	IB	B/3b					
T260	IIB	E/8d <sup>ii</sup>					
T262	IIA/B		Present				n/a
T266	IB/IIA		A2				Plunderer's tool
Between T268 and T271	--			A1			
T273	III or Pan		B2				Also IV-A
T274	IB/IIA	H(var. A)/2a	B2				1 other ex. of II n/a; I-H(var. A)/2a and II-B2 are sherds; all probably from original deposit
T275	III				F		Sherd

## POTTERY

59

Table 25, *continued*

<i>Tomb</i>	<i>Date</i>	<i>Form Groups</i>					<i>Remarks</i>
		<i>I</i>	<i>II</i>	<i>III</i>	<i>V</i>	<i>VI</i>	
T278	III		B2				
T284	IB/IIA		B2				
K4	IIA		B1	A			III is sherd
K8	IIA/B			G2d			
K9	IIA	B/17a (14,15a)					
K16	IIA	B/9f	B2			C	
K17	IIA	B/8di	Present				II n/a; I and II in sherds
K19	IIA		A2				
K25	IIA	B/14, B/15a					
K27	IIA	D/9e					
K29	IIA	B/20c, B1ciii					
K32	IIA	B/15a	B1	C2,E, G2ai/ii			2 exx. of II-B2
K33	IIA	B/9a	B2	E	F		V-G is reused Pre-dynastic pot; 2 exx. of II-B2
K34	IIA		B1			F	
K35	IIA		B2				
K36	III		B2				
K37	IIA	B/17a (9d,8di)	B2				
K38	IIA	C/17a (10,9d)	B3				Also sherds of V-A
K40	III		C2				2 exx.
K41	E. IIA	B/9a	Present			D	II n/a (sherds)
K42	E. IIA	C/17	B2	G2c		D	
K43A	IIA	B/19ai	A3, B1				
K43B	III	H/15a					Phase III quality execution (sherds)
K44	III		C2	G1			2 exx. of II-C2
K52	IIA	B/8di, B/9f(9b, 9e)	B2, C2				I-B/8di, II-B2, and II-C2 in sherds
K53	IIA	D/9b	B2				Also IV-A
K54	IIA/B		B2				2 exx.
K56	IIA		B2, B3, C1				
K57	Kerma						4 exx. of K IV and 1 ex. of Kerma jar with lid
K58	IB		B1			B	
K59	IIA		A2	G2b/ii			
K60	IIA	D/18	A2	C2			
K61	IIA	D/18	A2	E/i			
K62	IIA	B/19ai	B1 var.	Present	C		III disc.; V-C reused
K63	IIA	D18	B2	G2d		D	
K67	IIA/B		B2				
K70A	IB/IIA		B2				
K70D-E	--				C		
K72	IIA/B		A2	E/v			III-E/v probably displaced

Table 25, *continued*

<i>Tomb</i>	<i>Date</i>	<i>Form Groups</i>					<i>Remarks</i>
		<i>I</i>	<i>II</i>	<i>III</i>	<i>V</i>	<i>VI</i>	
K73	III		B1, C1				
K74	Pan		B1				<i>P/14</i> and sherds of <i>P/7</i> , II-C2, A-Group, and VI
K75	III		C2				
K80	III			F/iv			
K86	III		C1	D			Also burnished red Kerma jar with black top
K94B	III		C1		B		2 exx. of II-C1; 1 other ex. of II disc.; V-B reused
K102	Pan						<i>P/7β</i> sherd, from original deposit?
U1	E. III	B/28b	B2	C1			1 other ex. of II disc.; II-B2 and III-C1; form group VII
U2	E. III	B/26a <sup>iii</sup>	B2	E		Present	I-B/26a <sup>iii</sup> is polychrome; II-B2 and III-E in shaft; 1 other ex. of III disc.

## CONCLUDING REMARKS

Three major cultural form groups (I, II, and IV) that include many vessels of rather similar shapes have been noted in this presentation of the C-Group pottery at Adindan. Some of these form groups share certain other features as well. However, all of the groups are mutually exclusive, primarily because the vessels do not share certain key features of surface and decoration, and the exclusions were maintained for over half a millennium, from phase IA through phase IIB.

Such distinctions must have been very important to have been preserved for such a long time. The distinctions must have been raised to the level of a religious or at least a strong customary prohibition against mixing certain significant features on certain objects; or there must have been a religious, or ritual, imperative that certain features be associated with certain uses. The incised bowl represents a container made of woven materials, and the consistency with which each of these bowls is so represented is truly remarkable. It should be clear that in a representational sense the bowl is not a pot; it was evidently imperative that the vessel not appear to be pottery. Similarly, the black-topped bowl always had certain features, but since these are less specifically representative we cannot be sure what material, if any, was intended to be represented. The length of time through which each of the distinctive features of the black-topped bowl persisted without being intermixed with features from other groups is provocative and leads to speculation that the vessel was intended to represent a part of a gourd treated with fire for the purpose of preserving it. This bowl, also, might be a representation of a nonceramic container. The vessels of form group IV, which were not deposited with the tombs, have no features that disguise their nature as pottery, although most have black tops and many have the rolled-on rectangles seen on early black-topped bowls. They are rather globular and are crudely and less carefully made.

To understand these pots we may turn for enlightenment to some modern customs in Darfur (and elsewhere in Sudan), where some aspects of ancient Nubian life may have survived, though

## POTTERY

61

Table 26.—List of Sherds

<i>Tomb</i>	<i>Date</i>	<i>Sherds</i>	<i>Tomb</i>	<i>Date</i>	<i>Sherds</i>
Form Group I			T233:2	IIA/B	B/14
T4 or T5:3	--	B/17a	T237:3	IB/IIA	—/2a
T31:1	IIA	B/16b	T254:2	IB/IIA	B-C/25c or 1b var.
T50:5	IB	B/2b			—/2b
T56:2	E. III	—/26?	T264:3	--	
T60:2a	E. III	rim	Between T268 and T271:2	--	B/1c or 3
T60:2c		B/15	T271:2	III	A/1b
T60:2j		A/2a	T273:3	III	disc.
T60:2k		A/5a	T274:2a	IB/IIA	H(var. A)/2a
T60:2l		B/2b	T274:3		B/1c
T68:11	IIA	B/8di	T279:2	IB/IIA or III	n/a
T72:3	E. III	B or E/26ai, polychromy	T281:3a	III	—/2a-b
		disc.	T288:2?	III	disc.
T94:5	E. IIA	A/25e	T294:2	III	B/1ci
T101:5	III	B/8b	T294:4b		A/7
T103:2	IIA	n/a	K13:1	IB/IIA	A/7
T112:4	III	—/13	K13:1		n/a
T117:3	E.? III	B/15a	K28:2	--	n/a
T140:4a	IIA or Pan	A/2a	K43B:5	III	H/15a
T151:2a	E. III	A/2b	Between K52 and K56:1	--	1--/24
T151:2b		B/2b	K72:3a-b	IIA/B	B/26ai
T164:2	III	B/1b-c			
T165:6	E. III	B/2b	Form Group II*		
T165:7		B9a	T12A:4	IB/IIA	disc.
T169:3	IB/IIA		T39:4	IIA	A4
Between T169 and T205:1	--	B/9a	T53:3	E.? III	disc.
T176:8	IIA	n/a	T68:10	IIA	disc.
T176:9b		—/8b	T109:2	IIA	n/a
T176:9d		B/2b	T136:2	IB/IIA	disc.
T188:3	III	disc.	NE of T149:2	--	unclassifiable
T199:1	IIA/B	A/2b	T172:1	IB/IIA	disc.
T205:3	L. IIA	B/1a-b	T173:1b	IB/IIA	disc.
T207:3	IIA/B	B/25a	T177:3	IIA or Pan	n/a
T208:2a	IIA?	B/9a	T179:2	IB/IIA	disc.
T208:2b		B/16a	T198:3	III	B2
T215:3	IIA	—/25	T199:2c	IIA/B	C1 var.
T215:4		—/1b	T224:4	IB/IIA	disc.
T215:6		A/5a	T231:2	IIA	B1 or 3
T216:7a	IB/E. IIA	B/22	T233:1	IIA/B	unclassifiable
T216:7b		A/5a	T238:1	IB/IIA	n/a
T216:7c		B/2b	T244:3	IIA	disc.
T216:7d		—/2a	T268:3	IB/IIA	disc.
T216:7e		B/1c	T274:2b	IB/IIA	B2 deep var.
T219:3a	E. III	—/2a-b	T277:2	III	A1
T219:3b		B/10	T277:3		disc.
T219:3c		B/19ai	T279:3?	IB/IIA or III	disc.
T219:3d		—/19c	T282:5?	III	disc.
T219:3f		A-B/7	T288:4?	III	disc.
Between T215 and T219:1	--	—/2b	T289:4	III	disc.
T221:6	IIA?	B/1ci	K14:1b	III	B2
T222:2	IA?	A/2a	K17:3	IIA	n/a
T227:6a-b	E. IIA	B?/2a			
T227:6c	IIA/B	B/2a			

\*Some of the discarded vessels in this list may belong to form group IV.

Table 26, *continued*

<i>Tomb</i>	<i>Date</i>	<i>Sherds</i>	<i>Tomb</i>	<i>Date</i>	<i>Sherds</i>
K27:2	IIA	disc.	T60:2i	E. III	unclassifiable
K41:3?	E. IIA	n/a	T96:5	IIA	(or N.K.)
K52:2	IIA	B2	T216:7f	IB/E. IIA	(or VI)
K52:3		C2	T245:3	IB/IIA	B
K52:5		B/8di	T275:3	III	F
K74:7	Pan	C2	K38:3	IIA	A
K90:1	III or Pan	disc.			
K92:2	Pan	unclassifiable	Form Group VI		
K97:2	Pan	disc.	T60:2h	E. III	unclassifiable
K98:5a	Pan	disc.	T68:8	IIA	unclassifiable
K99:4b	Pan	disc.	T68:9		unclassifiable
Form Group III			T134:9b	IIA	A var.
T50:6	IB	C2	T138:7	E. IIA	B2
T50:8		n/a	T140:4d	IIA or Pan	A or III-A var.
T60:2b	E. III	E/iii	T140:4e		B2
T60:2f		---/ii	NE of T149:3	--	unclassifiable
T60:2g		C3?/i	T180:3	E. III	unclassifiable
T71:4	E.? III	C?/iii	T199:2a	IIA/B	D?
T89:1a	E.? III	D/iii	T224:5	IB/IIA	disc.
T89:1b		D/iii	T282:4	III	unclassifiable
T96:4	IIA	F/iii	K74:10	Pan	unclassifiable
T140:4b	IIA or Pan	D/iii	K74:11	Pan	unclassifiable
T140:4c		C/i	K88:2	Kerma	unclassifiable
T140:4d		A var. or VI-A	Form Group V or VI		
T165:4	E. III	unclassifiable	T173:1a	IB/IIA	disc.
T198:1	III	unclassifiable	T288:6?	III	disc.
T198:2		C2	Form Group IV		
T205:4	L. IIA	A1/i	T48:2	IIA?	D2 (pl. 92B)
T219:3e	E. III	C2	T50:7	IB	B1?/biiβ
T205:4	L. IIA	A1/i	T60:2d	E. III	B2/biiβ
T219:3e	E. III	C2			(pl. 92A)
Between T215			T60:2e		C
and T219:3	--	E?	T100:3	IB/E. IIA	D3 (pl. 92D)
T246:5	L. IIA	D/i var.	T134:9a	IIA	C/-i (pl. 92C)
T288:5?	III	disc.	T138:8	E. IIA	B1/a (pl. 92E)
T294:4a	III	G/iii	T176:9a	IIA	D
T uncertain-G/iii,v			T176:9c		D
T uncertain Ib-G			T188:2	III	B1?/biiα
T uncertain Ic-G/ii			T189:1	IIA	B, C, or D?
K4:2	IIA	A	T189:2		B, C, or D?
K14:1a	III	unclassifiable	T199:2b	IIA/B	D2 (pl. 92G)
K14:1d		unclassifiable	T211:4	IB/E. IIA	D
K14:1e		unclassifiable	Between T215		
K16:3?	IIA	n/a	and T219:2	--	D
K54:3	IIA/B	G2	T233:3	IIA/B	C (pl. 92H)
K91:2	III or Pan	E	T238:2	IB/IIA	B2/aiaβ
K92:3	Pan	unclassifiable	T281:3b	III	B2/aiaα
K96:3	Pan	F	T281:3c		B2/aiaα
Form Group V			T288:3?	III	B, C, or D
T36:3	IB/IIA	C?	T289:3	III	B/aia
			K14:1c	III	C (rim)

greatly altered.<sup>42</sup> There, women make the pottery. Strong prohibitions against use by males are attached to certain pieces, and powerful limitations are put on male use of pottery in general. Only one particular kind of pottery is suitable for one particular action—milking, drinking, carrying water, making beer, and so forth. Many of these different kinds are distinguished by decoration. Though the basic use of all of the pottery is to hold liquid, each kind of pottery has a specific name and appearance as a help in observing the prohibitions.<sup>43</sup> It may be that clearly defined and exclusive purposes were assigned to C-Group bowls of the incised and black-topped form groups because of religious customs—customs that resembled taboos and that prohibited making the bowls appear to be pottery. Certain other C-Group pottery bowls, whose resemblance to pots was not disguised, were excluded from burials. The jars of C-Group manufacture, however, occur in both the settlements and in the cemeteries, and they appear to share decorative features with the incised bowl. We can thus detect no obvious limitations on their use.

The consistency of these traditions as they were observed by the C-Group through half a millennium gives us important evidence for the history of this group. The coherent body of pottery objects and techniques that we call C-Group remained recognizable from IA to IIB. In phase III we see the disintegration of the tradition of the black-topped bowl (a tradition that lasted until some time in the early New Kingdom) and the incised bowl and the beginning of the appearance of utility bowls. When these changes are considered along with the breakdown in burial customs, it is clear that the disintegration of what is legitimately described as the C-Group culture proceeded rapidly in III times. The C-Group people were replaced by generations who perhaps sprang from the old C-Group population but who no longer had any use for the old imperatives and prohibitions.<sup>44</sup>

42. See n. 14.

43. Arkell, "Darfur Pottery," pp. 87–88; Bentley and Crowfoot, "Nuba Pots in the Gordon College," pp. 19, 21–26. The prohibitions surrounding pottery are a common theme of the two articles, as are the named pieces. Male pottery making is mentioned by MacMichael ("Pottery Making on the Blue Nile," pp. 36–37), but the vessels are generally *qawadus*, which are certainly specialized pots only.

44. Although Bietak's formal categories were organized somewhat differently from those used here, the two groupings are easily reconciled. To summarize: Form group I, the incised bowl, corresponds to Bietak's polished incised ware (PI, "Ceramics of the C-Group Culture," pp. 118–23); form group II, the black-topped bowl, corresponds to black-topped ware (BT, pp. 115–18); form group III, C-Group jars, includes rough decorated ware and necked jars of house ware (pp. 123–24); form group IV, C-Group utility bowls, includes black-mouthed ware (BM, pp. 114–15) and the bowls of the house ware (pp. 123–24).





## 3

## OBJECTS

**O**BJECTS other than pottery can be divided into two general classes, those made locally and those imported from Egypt. Egyptian goods include most of the beads, especially those made of faience, a few scarabs from phase III graves, parts of a *rishi* mask, a pin, and some stone vessels. All of the other objects were made in Nubia, including most objects made of beads (even of beads that had been imported) or decorated with beads. Only the metal ring-bead necklaces on fiber cores appear to have been assembled in Egypt.<sup>1</sup>

## SKIN AND LEATHER

Leather seems to have been the major material used for clothing by the C-Group people (table 27).<sup>2</sup> Very few items of cloth were noted (p. 76), and leather was recovered from very many tombs. Approximately three kinds of leather and skin material were noted: skin with hair still attached to it, dark garment leather, and tawed or rawhide sandal leather. Most of the material comes from garments and is dark in color. It is often extremely thin, being only 0.5–1.0 mm in thickness. Although it is now hard and brittle, it was originally very soft and flexible, since it was found folded over many times. Because there are few visible seams we can infer that the leather came from the hide of a rather large animal,<sup>3</sup> and because its color in relation to that of the sandals is dark, we have also inferred that this is truly a tanned leather. Along with this material a number of fragments were found that were light colored and still flexible; these fragments seem to simply be deteriorated leather.

A few pieces of skin have the hair still attached. Although the skin proper is lighter in color than the leather, indicating that it was treated differently, if at all, it is about as thin as the garment leather (ca. 1 mm). The hair is brown to yellow brown, usually 1–4 (sometimes up to 5) cm in length (bovine?). None of the objects made of this material is very large; the most complete one is a small semicircle, which was found in the hand of an aged woman.

The third kind of material is light in color and appears to have been tawed. It was used to make sandals, one of the largest categories of object found in these cemeteries. The material is much thicker than the garment leather—2.5–3.0 mm at the edge and compressed to 1.5, or even 1.0, mm at the center. Remains of hair can be detected at the edges.

## CHOICES IN MANUFACTURING C-GROUP LEATHER

Although we are hardly in a position to undertake a detailed exposition of leather-making technology in the C-Group, there should be some discussion of the materials and manufacturing processes implied by the appearance and condition of C-Group leather. Foremost is the fact that C-Group leather products can be separated into only a few basic kinds; it would appear that the

1. See p. 93. The sizes of these beads are so precisely regular and they fit so evenly together on the fiber core they must have been made on the core itself or at least at the same time as the core.

2. Compare the number of occurrences with the small number of textiles, which are generally only small pieces; see table 30.

3. See p. 71. Some of the fragments are small, but the large amount of leather without seams from T121 must have once been part of a large piece of a large animal's hide. We hope to include a more complete discussion of leather from the Oriental Institute's Nubian excavations in a later volume.

Table 27.—Leather Groups and Related Objects

Leather													
		Ordinary garment leather						Other					
Locus	Date	Plain*	Dark		"Chamois," or yellowish, leather	Pierced- "mesh" garment	Belt	Sandals†	Fur	Feathers	Matting	Cloth	Remarks
			With stitching	With beads									
T8	E. III	--	a	--	--	a	--	--	--	--	--	--	With pattern; found near head Garment found near head
T39	IIA	n/a	--	--	--	--	--	--	--	--	--	--	
T40	L. IIA	--	--	a	--	--	--	n/a	--	--	--	--	
T42	IB/IIA	--	--	--	--	--	a	--	--	--	--	--	Stitching done with gut
T46	L. IIA/B	--	--	a	--	--	--	--	--	a	--	--	
T58	E.? III	n/a	--	--	--	--	--	--	--	--	--	--	
T61	E.? III	--	a	--	a	--	--	a	--	--	--	--	
T66	III(or Pan)	--	a	--	--	--	--	l	--	--	--	--	
T69	IB/IIA	--	--	--	--	--	n/a	--	--	--	--	--	Fine sewing
T71	E.? III	--	--	--	--	--	n/a	l	--	--	--	--	
T73	E.? III	--	a	--	--	--	a	--	--	--	--	--	
T76	III	--	a	a	--	--	--	--	--	--	--	--	
T82	IIA	n/a	--	--	--	--	--	--	--	--	a	--	
T83	IIA	a	--	--	--	--	--	l	a	--	--	--	
T86	IIA	a	--	--	--	--	--	--	--	--	--	--	
T87	III	--	--	--	--	--	--	--	--	--	a	--	
T88	IIA	a	--	--	a	--	--	--	a	--	--	--	
T95	IIA?	--	a	--	--	--	--	--	a	--	a	a	
T96	IIA	--	--	--	a	--	--	--	a	a	--	--	"leather and hair" Fur with beads
T104	L. IIA	n/a	--	--	--	--	--	--	n/a	a	--	--	
T106	IIA	--	--	--	--	--	n/a	--	a	--	--	--	
T114	IIA?	n/a	--	--	--	--	--	--	--	--	--	--	
T117	E.? III	--	--	--	--	--	--	--	n/a	--	--	--	
T121	III	a	--	--	a	a	--	III-B	a	--	--	--	

T122	IIA/B	--	--	--	--	--	--	II	--	--	n/a	a
T135	III	n/a	--	--	--	--	--	--	--	--	--	--
T136	IB/IIA	?, n/a	--	--	--	--	--	--	--	--	n/a	n/a
T138	E. IIA	?, n/a	--	--	--	--	a	--	--	--	n/a	--
T147	IIA/B	--	--	--	a	--	--	I	--	--	--	--
T165	E. III	--	--	?, n/a	--	--	--	--	--	a	--	--
T166	III	n/a	--	--	--	--	--	III-B	--	--	--	n/a
T176	IIA	n/a	--	n/a	--	--	--	--	a	a	--	n/a
T179	IB/IIA	?, n/a	--	--	--	--	--	IV	--	--	--	--
T182A	III	?, n/a	--	--	--	--	--	III-B	--	--	--	--
T191	IIA	?, n/a	--	--	--	--	--	n/a	n/a	n/a	--	--
T204	L. IIA	n/a	--	--	--	--	a	II	--	n/a	n/a	--
T206	IB/IIA	?, n/a	--	--	--	--	--	--	--	--	--	--
T211	IB/E. IIA	--	a	--	--	--	--	II	--	--	--	--
T213	IB/IIA	?, n/a	--	--	--	--	--	--	--	--	--	--
T221	IIA?	n/a	--	--	--	--	--	III-B	--	--	--	--
T224	IB/IIA	--	--	n/a	--	--	--	--	--	--	--	--
T225	IIA/B	--	--	a	--	--	--	--	--	--	--	--
T228	III	?, n/a	--	--	--	--	n/a	n/a	--	--	--	--
T232	IB/IIA	?, n/a	--	--	--	--	--	n/a	--	--	--	--
T235	E. IIA	a	--	--	--	--	a	III-B	a	--	--	--
T241	IIA	n/a	--	--	--	--	--	n/a	a	--	--	--
T249	III	--	a	a	--	--	--	--	--	--	--	--
T250	III	?, n/a	--	--	--	--	--	--	--	--	--	--
T251	IB/IIA	?, n/a	--	--	--	--	--	I	--	--	--	--
T256	IIA	a	--	--	--	--	a	III-B	a	--	--	--
T257	L. IIA	--	--	--	--	--	--	n/a	--	n/a	--	--
T258	IB/IIA	?, n/a	--	--	--	--	--	II	--	--	--	--
T261	IB/IIA	--	--	--	--	--	--	n/a	n/a	--	--	--
T263	III	--	--	n/a	--	--	--	--	--	--	--	--
T268	IB/IIA	n/a	--	--	--	--	--	n/a	--	--	--	--
T272	III or Pan	?, n/a	a	--	--	--	--	n/a	--	--	--	--
T289	III	?, n/a	--	--	--	--	--	III-B	--	--	--	--
K93	Pan	--	--	a	--	--	--	--	--	--	--	Very little
K94	III or Pan	--	a	a	--	--	--	--	--	--	--	Very little

NOTE: Sandals, fur, feathers, matting, and cloth are listed here only when they were found in tombs also containing leather garments or belts. a = available for study; n/a = not available for study; ? = classification uncertain.

\*No special features discernible.

†When known, the form groups of the sandals are noted.

C-Group probably used a limited number of the possible materials and manufacturing processes. Second, the manufacturing of leather can be as complex as the making of pottery. The possible processes are very many and can involve the application of entirely different agents to the skin to obtain the same result. Moreover, they are not all sequential. Some processes can be reversed in sequence, and many can be carried on at once.<sup>4</sup> However, the conditioning of hide must be complete before its shaping begins, and the properties necessary for the various shapes (those of the garments, the "furs," and the sandals) used in the C-Group are so different that contrasts in treatment must be expected at most stages of the manufacturing process.

#### ANIMALS

The C-Group culture closely associated itself with domestic cattle, which are frequently shown in C-Group representational art. Their heads and horns were found in C-Group cemeteries, and it appears that the dung was used to temper C-Group pottery. In addition, goats, ibexes, and giraffes occur fairly often in C-Group representations. Despite recent assertions that cattle could not have been common in Nubia, evidence shows that they were frequently exported to Egypt, probably during the Middle Kingdom, certainly during the New Kingdom, and prized there.<sup>5</sup> From the representations of imported cattle in Egypt, the representations of cattle on C-Group pottery, and the use of dung as temper in that pottery, enough evidence exists to indicate that cattle were actually an important part of C-Group economic life and thus probably the major source of hides.

Although we do not have the large amount of comparative evidence necessary to determine the pattern of the grain, examination did several times show the characteristic smooth fine-grained pattern of cowhide. The hair still present on the untreated hides is also smooth and does not show the pattern of principal and secondary hairs characteristic of sheep and goats.<sup>6</sup>

The sandals, on the other hand, do preserve this pattern of primary and secondary hairs. The primary hairs are somewhat thicker and have a somewhat darker color than the secondaries that surround them. The differences between the two kinds are not as marked as those on modern hides, in keeping with statements sometimes made about the hairs on ancient hides.<sup>7</sup> Since it is not certain that burials and depictions at Adindan included those of sheep, the sandal leather may be goat hide.

#### TREATMENT

The treatments for making hide or skin into tanned leather differ from those for making clay into pottery in that the processes used for making leather can be executed in different orders or combined in different ways. In theory it is possible, though it would be very difficult, to obtain a good product by combining all of the tanning processes into one step.<sup>8</sup>

#### Curing

Any skin not tanned immediately must be preserved from putrefaction by being cured. Since dry air is probably Nubia's second greatest natural resource after the sun, shade drying was

4. See R. Reed, *Ancient Skins, Parchments and Leathers* (London and New York: Seminar Press, 1972), pp. 86–88, for processes; pp. 90–91, for combination of processes. See A. Lucas and J. R. Harris, *Ancient Egyptian Materials and Industries* (London: Edward Arnold, 1962), pp. 33–37.

5. See below, pp. 105–6. Wafik Ghoneim, *Die ökonomische Bedeutung des Rindes im alten Ägypten* (Bonn: Rudolf Habelt Verlag, 1977), pp. 90–92.

6. Reed, *Ancient Skins, Parchments and Leathers*, pp. 26–27, figs. 7–10.

7. *Ibid.*, pp. 301–2, but as applied only to distinguishing sheep and goat hide.

8. *Ibid.*, p. 81.

probably the type of curing used; drying in the sun would have caused uneven evaporation and led to putrefaction. To allow for smooth air flow around it, the skin would have been merely mounted in a vertical frame and shaded, a process that removed moisture from the skin rapidly and completely.

After drying was completed, the treatments accorded the skin differed; skins to be used for garments were prepared for tanning, and those to be used for sandals were prepared for tawing or were used as rawhide.

#### *Tanning*

Following Reed,<sup>9</sup> we include under tanning all of the processes after drying that were used in the preparation of a tanned hide. It must be remembered that the order given here is not necessarily the one that was actually followed, and some of the processes may have been omitted or combined.

*Soaking.*—Soaking was employed to rehydrate the skin structure in preparation for unhairing. It generally involved the use of vegetable infusions or other sources of bacteria, such as urine.<sup>10</sup>

From their clean appearance it appears that the garment leathers were completely unhairied, a process that is both chemical and mechanical. The chemical part of the process involves soaking the skin in strong solutions of bases or salts, which dissolve the hair, or in a solution containing organic salts and enzymes derived from plants, molds, or animal tissues, which merely loosen the hair. It would seem most likely that the combination of organic salts and enzymes in tissues was used, since with this system the complex chemical processes required for obtaining the strong bases or salts are not necessary.<sup>11</sup>

After hair is loosened chemically it is scraped away from the outside of the skin (unhairing in the strictest sense), and the inside is also scraped (fleshing).

*Bating.*—Bating is a process that both cleans and softens leather; it is used today for leather for which drape, flexibility, and softness are required. The premodern process was carried out by using various types of guano or dung in a liquor, which allowed bacterial enzymes to work on the pelt, making it soft and fallen and thus suitable for garment making.<sup>12</sup>

*Tanning agents.*—Although chemical and oil tanning agents are available today, the only major ones available in the ancient world were oil and vegetable. In C-Group Nubia, vegetable tanning could have been done most easily with the bark of a tree, such as the tamarisk, or with pods from the acacia, which are especially rich in tannins and which are known to have been used in Egypt.<sup>13</sup>

From a consideration of possible tanning agents used and examination of the leathers we can make some inferences about tannage in Nubia. It appears unlikely that the flour, salt, and cereals probably used in the unhairing process by the Egyptians were available to the same extent in more pastoral Nubia, where animals were the most abundant source of the necessary chemicals.

We can provisionally describe the sequence in which tanning was done in Nubia: the hides were cured in the shade, unhairied in fermenting animal tissue (which also removed the ground substance from the skin),<sup>14</sup> scraped and/or beaten, perhaps staked,<sup>15</sup> bated in cattle-dung liquor for softness, and tanned in a liquor of tannins derived from local plants, most likely from acacia pods.

9. Ibid., p. 46.

10. Ibid., pp. 50–51.

11. Ibid., p. 52.

12. Ibid., pp. 55–56.

13. Lucas and Harris, *Ancient Egyptian Materials and Industries*, p. 34.

14. Reed, *Ancient Skins, Parchments and Leathers*, pp. 49, 52–53, 88, 90–91.

15. Ibid., pp. 48, 88.

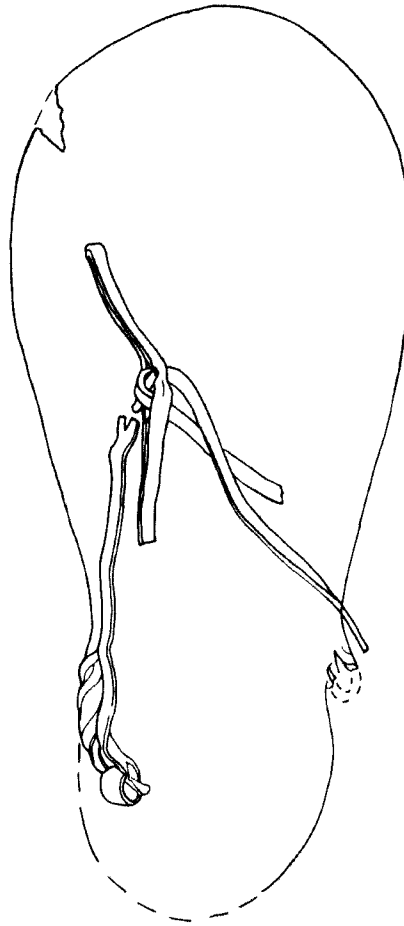


Figure 7. The arrangement of straps as preserved on a C-Group sandal

### *Tawing*

Different treatments are necessary for the preparation of hides that are expected to sustain hard use. C-Group sandals may have been made of rawhide, i.e., hides that are simply cured and unhaired, or they may have been tawed.

Tawing can be done with fewer processes than are required for tanning. The hair would have been almost completely removed from the cured hide by shaving or scraping, leaving a short stubble protruding, as can be observed on the sandals. (The hairs on the sandals can be observed only around the edges of the soles; the outer structure of the skin seems to be worn away in the center, so the original product is to be seen only at the edge.) The hide would then have been dipped in a bath of alum.<sup>16</sup> Since the chemical part of the unhairing process and the bating process substantially alter and soften pelts, this simpler procedure leaves them tougher and therefore more suitable for the hard wear expected of footgear.

16. Ibid., pp. 65–68.

## SHAPING

After the leather was prepared it was cut and sewn to make the various items for which it was intended. The two materials, tanned leather and tawed leather, do not appear to have been used for interchangeable purposes, and the shaping of each was therefore very different.

*Cloaks or Wrappings*

Evidence from this group of cemeteries seems to show that the garment leather, which was usually found around the legs and hips and sometimes under the arms of the bodies, was used for large cloaks or wrappings.<sup>17</sup> We have no certain evidence about the shape of this garment, but it was not of the type found at Kerma or of the patchy type found in Pan Graves in Egypt. There was no sign of a seam of any sort in the leather found in T121, the grave that yielded the largest amount of leather; the absence of a seam indicates a simple wrapping made of a single pelt.

Many remains of these garments preserved evidence of sewing, in which narrow thongs of leather less than 1 mm wide were used. The commonest type of sewing was a modified roll stitch (T61, T66, and T8); two pieces of leather were placed face to face and the stitch passed through the pieces near their edges, then over and around the edges, through the pieces again, and so on. Pulling the two pieces laterally away from each other after joining them produced an evenly serrated join on the grain (outer) side. Seams sewn by this method varied considerably from loose (ca. 4 stitches per cm) to tight (5 per cm) to very tight, where the edges of these tiny thongs actually touched (7 per cm).

A second type of sewing producing a serrated seam was a zigzag stitch that joined, near their edges, two pieces of leather with their grain surfaces facing each other. A serrated seam resulted when the piece was opened and stretched somewhat.

*Belts*

The C-Group belt was also produced simply. Four narrow thongs of the desired length were twisted together to make a cord, or rope, of four strands; the belt was thus simply a rope of leather thongs, apparently tied together at their ends, though no knots appeared in the Adindan material.

A second kind of cord was made of leather and vegetable fiber; we cannot tell its original use. The fibers were twisted into a skein, and a strip of leather was wound in spiral fashion completely around the skein.

*Other Garments*

Few other types of garment were discovered. One article seems to have been a leather cap decorated with beads (T40). The presence of beads on garments (pl. 106) may indicate that, occasionally, something other than a simple wrap was deposited—like the girdle found at Aniba.<sup>18</sup> Two tombs (T8, T121) contained the remains of the pierced-“mesh” garment so familiar from Egypt.<sup>19</sup>

*Sandals*

By far, the most important and informative leather objects are the sandals (pls. 107–8), made from the possibly tawed leather described above. Fragments, of various sizes, of these sandals and some almost complete sandals came from fifty-eight tombs; in no case was a complete strap preserved intact with the sole, although portions of straps were found still attached to many of the soles (fig. 7). Thirty-five of these sandals (some in pairs) are preserved well enough to be classified

17. See tombs T8 and T121 (with skin wrappings).

18. Georg Steindorff, *Aniba*, pt. 1, Service des antiquités de l’Égypte, Mission archéologique de Nubie 1929–1934 (Glückstadt and Hamburg: J. J. Augustin, 1935), pls. 25, 21, N 234.

19. G. A. Wainwright, *Balabish*, Egypt Exploration Society, mem. 37 (London: Allen and Unwin, 1920), pl. 4, shows a garment of this type from a Pan Grave, 212.

## OBJECTS

Table 28.—Register of Sandals  
A. Classified by Form

<i>Locus</i>	<i>Date</i>	<i>Attributed age of skeleton</i>	<i>Sex</i>
<b>Form I</b>			
T59	E. III	Senile	F
T66	III (or Pan)	Adult	F
T71	E.? III	Adult	M
T83	IIA	14–15 years	F
T85	III	15–19 years	M
T93	IIA	Adult	M
T95	IIA?	Adult	M
T98	IB/IIA	--	--
T106	IIA	Adult	M
T147	IIA/B	Adult	F
T234	IIA	3–4 years	--
T245	IB/IIA	Adult	F
T251	IB/IIA	--	--
K73	III	Mature	F
<b>Form II</b>			
T122	IIA/B	--	--
T164	III	6 1/2–7 1/2 years	--
T204	L. IIA	Adult	M
T211	IB/E. IIA	Senile	F
T258	IB/IIA	7 1/2–8 1/2 years	--
T261	IB/IIA	Senile	F
<b>Form III-A</b>			
T68	IIA	Adult	M
T105	IB	Mature	M
T115	III	Adult	M
<b>Form III-B</b>			
T5	E. IIA	Mature–senile	--
T121	III?	Adult	F
T166	III	Adult	F
T182A	III	Mature	F
T221	IIA?	Adult	F
T235	E. IIA	Adult	F
T242	III	Mature	F
T244	IIA	Adult	F
T256	IIA	Adult	"probably male"
T289	III	Adult	F
T290	III	Adult	F
<b>Form IV</b>			
T179	IB/IIA	Mature	M



## OBJECTS

73

## B. Fragments of Sandals Unavailable for Study

T4	T98	T191	T245
T5	T105	T197*	T251
T10	T106	T204	T256
T36	T115	T211	T257
T40	T120	T215	T258
T59	T121	T221	T261
T61	T122	T228	T265
T66	T147	T232	T268
T68	T156	T234	T272
T71	T164	T235	T280*
T83	T166	T237	T282
T85	T167	T241	T286
T93	T179	T242	T289
T95	T182A	T244	T290

\*The fragments from T197 and T280 are in the Oriental Institute but are too small to classify.

(table 28). However, since the strap arrangements are so poorly preserved, the classification has to be made on the basis of the shape and structure of the sole and the portion of the strap that is most often preserved, i.e., the portion closest to the sole. Four major categories of sandals can be discerned. One of these categories is divided into two subcategories, which are based on whether or not there is simple incised decoration.

*Form I.*—The simplest type of sandal (form I; pl. 107B–C,E,H), represented by the largest number of examples (14), may not be the earliest type. The sole consists of a piece of leather simply cut: it is almost squared at the toe and is tapered to a rounded heel. Two tabs, pierced for the insertion of a thong, were included in the cutting of the sole leather and are therefore an integral part of the piece; they are located just behind the ankle area at either side of the sole.

To allow for the big toe, the sole is longer on its inside edge than on its outside edge, and it has been pierced at the proper place for the insertion of a strap to fit between the first two toes. This strap is held below the sole by a large tab and is long enough to run from the toes to the ankle.

The earliest sandals of this type that can be clearly dated were found in tombs datable to IIA times. They were used through phase III by people of all ages and both sexes. This type corresponds to the type used in Egypt during the Middle Kingdom.<sup>20</sup>

*Form II.*—The second type of sandal (form II; pl. 107F) is the simplest to have the doubled sole, characteristic of the C-Group. This sole was cut to approximately the shape described above from a single piece of leather that had been doubled, with the fold at the toe. The two layers of the sole were held together by the pierced tabs located on the upper and lower parts of the doubled sole, the tab on each of the sides of the lower sole being threaded through the tab immediately above it on the upper side. Though less common than form I, form II also ranges widely in date—from IB/IIA to III—and was found with both children and adults.

*Form III.*—The third major form (form III) resembles form II except that the pierced tabs at the ankles have been modified. The undecorated version of this type is called III-A (pl. 107A,D). There are three examples, all of which were found with bodies identified as adult or mature men.

20. For wooden models of such sandals, see E. Chassinat and Ch. Palanque, *Une campagne de fouilles dans la nécropole d'Assiout*, Mémoires de l'Institut français d'archéologie orientale, vol. 24 (Cairo, 1911), pl. XXIII 1.

## OBJECTS

Table 29.—Register of Shells for Eye Paint, Palettes, and Grindstones

<i>Locus</i>	<i>Date</i>	<i>Shells</i>	<i>Palettes</i>	<i>Grind-stones</i>	<i>Remarks</i>
T2	III	a	--	--	
T3	III	n/a	--	a	
T9	IIA	n/a	--	--	
T64	E. III	a	--	--	
T68	IIA	a	--	--	
T73	E.? III	n/a	--	--	
T84	IIA	a	--	--	
T85	III	a	--	--	
T95	IIA?	a	--	--	
T103	IIA	a	--	--	
T112	III	n/a	--	--	
T122	IIA/B	a	--	--	
T129B	III	--	a	--	2 pottery palettes
T131	IB	a	--	--	
T133	IB/IIA	a	--	--	
T139	I-IIA	a	--	--	
T180	E. III	--	--	a	
T191	IIA	--	a	--	Sandstone
T195	IB/IIA	a	--	--	
T205	L. IIA	a	--	--	<i>Chicoreus</i>
T221	IIA?	--	a	--	Small stone
T225	IIA/B	a	--	--	
T234	IIA	a	--	--	
T240	IB/IIA	a	a	--	Stone
T252	IB/IIA	a	--	--	
T257	L. IIA	a	--	--	
T267	IB/IIA	a	--	--	
T287	III	a	--	--	
K61	IIA	a	--	--	
K62	IIA	n/a	--	--	
K78	IIA/B	a	--	--	
K81	--	a	--	--	
K93	Pan	a	--	--	Species questionable, only a fragment remains
U3	E. III	a	--	--	

NOTE: a = available for study; n/a = not available for study

In this form the tabs were made longer, the tab in the upper part of the sole being slit twice vertically and the one in the lower part being slit once and having a small tab at its top. The lower tab was put through the lower slit in the upper tab, and the upper tab through the slit in the lower; the small tab in the lower was then put through the upper slit in the upper tab. Last, the strap was looped through the lower slits. No sandals in this collection completely preserved this attachment, which was noted at Arminna by Junker.<sup>21</sup>

21. Hermann Junker, *Ermenne: Bericht über die Grabungen der Akademie der Wissenschaften in Wien auf den Friedhöfen von Ermenne (Nubien) im Winter 1911/12*, Akademie der Wissenschaften in Wien, Phil.-hist. Klasse, Denkschriften, vol. 67/1 (Vienna and Leipzig: Hölder-Pichler-Tempsky A.G., 1925), sheet 1, 1-3.

The second subtype, form III-B, is distinguished by decoration incised on the upper surface of the sole (pl. 108). This decoration is simple, consisting of parallel lines that follow the outline of the sole and groups of transverse lines or of crossed bands across the sole. In many cases the heel is completely outlined by concentric circles that separate its design from that of the rest of the sole. A few soles are outlined by hatched bands instead of the parallel lines. One sandal is decorated with irregular incised areas of hatching and crosshatching (pl. 108H).<sup>22</sup>

The dates of form III-B sandals range from E. IIA to III. Of eleven examples, nine are from burials identified as female, one is from an unidentified burial, and one is from a burial called "probably male" on the basis of the identification of a few scattered bones.<sup>23</sup>

*Form IV.*—Form IV (pl. 107G) is a single-soled sandal to which a heel has been added. The edges of the heel were folded up over the sides of the sole and attached to it by fitting side loops on the sole through holes in the heel. This type occurred only once (in a tomb of IB/IIA date), and it is paralleled only by a New Kingdom example at Arminna.<sup>24</sup>

A number of conclusions can be reached in a study of the footgear of the C-Group at Adindan. First, this footgear clearly differs from that of Kerma in some ways and that of the Pan Graves in others. The non-C-Group inhabitants of Nubia (and the Pan Grave people in Egypt) used single-soled sandals,<sup>25</sup> while the majority of sandals found at Adindan had doubled soles. Most of the sandals from Kerma have two toe straps per sandal instead of the single strap used at Adindan; Pan Grave sandals compare roughly with those of form I, though one pair has the Kerma toe-strap arrangement. (This is hardly surprising since form I is also found in Egypt.) The decoration of Kerma sandals was likewise considerably different, and it appeared at Kerma to be not restricted to the sandals of women.<sup>26</sup>

#### COSMETIC APPLIANCES

Essentially three different classes of toilet object were found in the C-Group graves at Adindan (table 29). The most common is the shell used to hold galena eye paint (pl. 113).

Shells were often used to hold materials for eye paint; all but one of the shells found belong to the freshwater pelecypod *Etheria elliptica*.<sup>27</sup> The rough exterior periostracum has been peeled away to reveal the brighter nacreous interior of the shell. The one exception is a fragment of *Chicoreus virgineus* (Roeding), a large saltwater gastropod, probably from the Red Sea, found in T205 of L. IIA date. The majority contain traces of galena. The occurrence of shells with galena forms an interesting contrast with A-Group, whose palettes, where stained or where traces of stain remained, were almost always associated with malachite, rather rarely with galena.<sup>28</sup>

22. A form of attachment on decorated sandals not present at Adindan involved cutting a single thong around the entire circuit of the heel. This thong was cut into two unequal parts, the longer passed through a loop in the toe strap, the shorter passed through a hole made nearby in the arch of the sandal, making a loop. The two were presumably then tied. Hermann Junker, *Bericht über die Grabungen der Akademie der Wissenschaften in Wien auf den Friedhöfen von el Kubanich-Nord: Winter 1910–1911* (Vienna: Alfred Hölder, 1920), sheet 4.

23. The sex of skeletons was determined by Mr. Duane Burnor, physical anthropologist for the 1963–64 season. Determination was primarily by eye, it being required that skeletal material be left or be reburied.

24. Junker, *Ermenne*, pl. 2. The New Kingdom type is no. 4; other types, 2–3.

25. George A. Reisner, *Excavations at Kerma, Parts IV–V*, Harvard African Studies, vol. 6 (Cambridge, Mass.: Peabody Museum of Harvard University, 1923), pp. 306–7, pl. 67; Wainwright, *Balabish*, pl. 9.

26. Reisner, *Kerma IV–V*, p. 307, K 1024, found on the bed. Although the sex of the body is not given, the dagger indicates it was probably male.

27. See Steindorff, *Aniba*, pt. 1, pl. 68, N 871, for comparable shells.

28. See Bruce Williams, *The A-Group Royal Cemetery of Ta-Seti at Qustul: Cemetery L*, Excavations between Abu Simbel and the Sudan Frontier, Keith C. Seele, Director, pt. 1, Oriental Institute Nubian Expedition, vol. 3 (Chicago:

Two pottery palettes (T129B) (not illustrated) and three stone palettes (T191, T221, T240; pls. 114B, 115C–D) were found. The pottery palettes are identical ovals of pottery  $8.8 \times 5.8 \times$  ca. 0.5 cm. The stone palette from T221 is an irregular piece of granite  $11.5 \times 8.5 \times 0.3$  cm that has a grinding area on one side (pl. 114B). The one from T191 (pl. 115C) is a circular piece of sandstone, a usual shape in C-Group Nubia.<sup>29</sup> The third stone palette is a small hollowed piece of stone (with a matching pebble; pl. 115B).

Two quartzite grindstones were found (T3, T180). These are oval; one is short, the other is long. The larger one (pl. 114A) may have originated in an A-Group grave, but the smaller is more irregularly shaped than the kind usually associated with the A-Group.

### MISCELLANY

Several objects were found in insufficient quantities at Adindan to be categorized in any specific manner.

*Spindle whorls.*—Perforated clay discs, customarily called *spindle whorls*, were found in T3 (III), T38 (L. IIA), and T153C (E. IIA).

*Bone implements.*—A bone (hair?) pin was found in T106 (IIA; pl. 115A)<sup>30</sup> and a bone needle in T138 (E. IIA).

*Textiles.*—Although some organic material, such as leather, is well preserved, so few textiles were found that we must conclude they played only a small part in C-Group life at Adindan. In some instances the textiles may have been parts of bags.

Table 30.—Register of Textiles

T95	IIA?	Fragment	Sample
T107	III	Bag containing malachite	Sample n/a
T122	IIA/B	Knots of cloth—from bag?	Sample
T136	IB/IIA	Fragments with leather	Discard
T166	III	Fragment with leather	Discard
T176	IIA	Mesh beneath head	Discard
T188	III	Fragments of cord	Discard

NOTE: n/a = not available for study

*Arrow.*—A fragment of a wooden arrow shaft, ca. 1 cm long and 0.7 cm in diameter, was found in the scapula of the male burial in T208.

Oriental Institute, forthcoming), ch. 3, and idem, Oriental Institute Nubian Expedition, vol. 4 (Chicago: Oriental Institute, forthcoming), ch. 2. The modern use of such pebbles may be a survival; see Andreas Kronenberg, "Survivals of Nubian Traditions," in "Africa in Antiquity. The Arts of Ancient Nubia and the Sudan: Proceedings of the Symposium Held in Conjunction with the Exhibition, Brooklyn, September 29–October 1, 1978," *Meroitica* 5 (1979): 174.

The use of quartz pebbles to produce glass is discussed by W. M. F. Petrie (*Tell el Amarna* [London: Methuen, 1894], pp. 25–26). Iron-free quartz is just as necessary for making blue faience, for which sand would also be unsuitable as containing iron compounds. For the occurrence of carnelian pebbles, see Lucas and Harris, *Ancient Egyptian Materials and Industries*, p. 391.

29. Hermann Junker, *Toschke: Bericht über die Grabungen der Akademie der Wissenschaften in Wien auf den Friedhof von Toschke (Nubien) im Winter 1911/12*, Akademie der Wissenschaften in Wien, Phil.-hist. Klasse, Denkschriften, vol. 68/1 (Vienna and Leipzig: Hölder-Pichler-Tempsky A.G., 1926), pl. X-54; Steindorff, *Aniba*, pt. 1, pl. 68, N 424, N 418, N 319.

30. Junker, *Toschke*, pls. X-54/142; XXV-426.

## OBJECTS

77

Table 31.—Other Unclassified Small Objects

T134	IIA	Pieces of resin	n/a
T151	E. III	Braids of hair on skull	n/a
K100	Pan	Piece of galena with hole bored in it	Sample

NOTE: n/a = not available for study

## PEBBLES

Pebbles were often deposited with the burials (tables 32–33). In C-Group these pebbles were sometimes found scattered across the superstructure. They were also sometimes found in the shaft, perhaps because they had been displaced from their original position when the tomb was plundered, but at least once at Adindan they had been intentionally deposited under the head of the body (T191). In some cases, pebbles were deposited in a pile with the pottery outside the superstructure. The pebbles are generally well rounded, though a few subangular examples can be noted. Often they are polished, sometimes even to a high luster. Most of them are yellowish to white quartz. Because of their frequency, the character of their deposition with the tombs, and their clearly waterborne nature, there has been a certain amount of speculation about their origin and use.

Pebbles of these kinds are easily available in this part of the Nile Valley—in alluvial deposits, in bands at various heights in the Nubian sandstone, and scattered on the desert surface.<sup>31</sup> Discovering the purpose of the pebble deposits is more difficult than discovering their origin. Since the pebbles were deposited with the tombs, they may have had some ritual purpose. However, since they occur in various locations in the grave as well as outside it, interpretation of their deposition as exclusively ritual is uncertain.<sup>32</sup>

## OSTRICH FEATHERS AND EGGS

Remains of ostrich feathers were found in nine tombs, and an unworked fragment of ostrich eggshell in another (table 34). The ostrich feathers seem to have been combined in bunches to make a sort of plume, held together by a leather pad or cushion into which they were inserted. This plume was generally found near the hands of the body and may have been intended for manual use, rather than for use as a piece of clothing. Sample feathers from these plumes were identified as body feathers from the male.<sup>33</sup>

The body feathers and the eggshell are not the only evidence of ostrich preserved in the C-Group; for example, fifty-three C-Group (or possibly C-Group) tombs contained ostrich-eggshell beads. One pot from Adindan has a picture of an ostrich scratched on it (pls. 79D, 84D), but such representations are not common, as they were at Kerma. It appears likely that the body feathers and the eggs were brought to Lower Nubia by trade; because the representations of ostriches are rare these birds may have been sighted only occasionally and therefore probably existed in insufficient numbers to provide the rather large number of eggs and feathers that were used. A distinction in the use of ostrich feathers in C-Group and at Kerma should also be noted;

31. Prof. Saad el Dimeldash of the Geology Department of Ain Shems University, oral comm., 1977. A number of well-defined zones that contain pebbles of this description can easily be seen in the Nubian sandstone at Aswan.

32. Hans-Åke Nordström, *Neolithic and A-Group Sites*, Scandinavian Joint Expedition to Sudanese Nubia, vol. 3 (Uppsala: Scandinavian University Books, 1972), p. 121. The occurrence in A-Group sites is discussed.

33. Identification made by Mr. Melvin Traylor, Curator of Birds, Field Museum of Natural History, Chicago, who examined the feathers and eggshell beads from these deposits in February 1977.

Table 32.—Pebble Identifications

<i>Locus</i>	<i>Quartz</i>	<i>Agate (carnelian)</i>	<i>Flint</i>	<i>Tremolite/ actinolite schist</i>	<i>Prase/ diabase</i>	<i>Basalt</i>	<i>Trachyte</i>	<i>Jasper</i>	<i>Quartzite</i>	<i>Sardonyx</i>	<i>Silica</i>
T124	X	X	X	X	--	--	--	--	X	--	--
T201	X		X	--	--	--	--	--	--	--	--
T215	--	X	--	--	--	X	--	--	--	--	--
T217	X	X	--	X	--	--	--	--	--	--	--
T233	X	X	--	--	--	X	--	X	--	--	--
C-Group, Adindan*	--	X	X	--	X	--	X	--	--	X	--
Aswan, west bank†	X	X	--	--	--	--	--	--	--	--	X

NOTE: The samples described here were chosen to show the variety of stone found in such deposits. The amounts of each type of stone are not listed. Quartz, however, makes up by far the bulk of most deposits; most samples consist of quartz and a few pebbles of other stones. Identifications were made by Carol Meyer.

\*Collected from unspecified tombs.

†Collected in March 1977.

## OBJECTS

79

Table 33.—Register of Pebbles

<i>Locus</i>	<i>Date</i>	<i>Pebbles</i>	<i>Remarks</i>
T84	IIA	a	
T124	IB/IIA	a	See table 32
T191	IIA	n/a	Quartz (white)
T201	E. III	a	See table 32
T207	IIA/B	n/a	1 quartz pebble
T209	E. III	n/a	
T213	IB/IIA	n/a	Quartz
T214	E. III	n/a	Quartz
T215	IIA	a	See table 32
T217	IIA	a	See table 32
T219	E. III	a	
T221	IIA?	a	Quartz and agate
T228	III	a	1 agate (carnelian) pebble
T233	IIA/B	a	See table 32
T237	IB/IIA	n/a	Quartz
T238	IB/IIA	n/a	Quartz
T240	IB/IIA	a	1 pebble
T276	III?	n/a	Quartz
T277	III	n/a	Quartz and other stones
T279	I-III	a	
T281	III	n/a	1 quartz pebble
T282	III	n/a	
T286	III	n/a	1 dark pebble
T290	III	n/a	Quartz and other stones
K73	III	a	1 agate pebble

NOTE: a = available for study; n/a = not available for study.

Kerma plumes and fans are made from tail feathers rather than from the more common body feathers.<sup>34</sup>

## ANIMAL BURIALS

Animals or parts of animals found buried with C-Group and Pan Grave burials are treated as objects and are thus considered in this chapter.

Twenty instances of animal burial are noted at Adindan (table 35). These burials took several different forms, all of which have been identified as originating with the Pan Grave and/or Kerma cultures.<sup>35</sup> Bovine heads or horns were found associated with eight later C-Group tombs and with one Pan Grave at Adindan. Six of the C-Group occurrences were outside the tomb; one tomb, T40, had two heads buried with it, one on the east side and one on the west. The Pan Grave and two of the C-Group tombs had horns inside the shaft. Complete or partial burials of goats,

34. Reisner, *Kerma IV-V*, pp. 315-17, pl. 68.

35. Manfred Bietak, *Studien zur Chronologie der nubischen C-Gruppe: Ein Beitrag zur Frühgeschichte Unternubiens zwischen 2200 und 1550 vor Chr.*, Berichte des Österreichischen Nationalkomitees der UNESCO-Aktion für die Rettung der nubischen Altertümer, vol. 5, Österreichische Akademie der Wissenschaften, Phil.-hist. Klasse, Denkschriften, vol. 57 (Vienna: Hermann Bohlaus Nachf., 1968), pp. 112-13, 126. These citations refer only to various Kerma adoptions in IIB and III.

## OBJECTS

Table 34.—Register of Ostrich Egg and Feathers

<i>Locus</i>	<i>Date</i>	<i>Egg</i>	<i>Feathers</i>
T46	L. IIA/B	--	a
T96	IIA	--	a
T104	L. IIA	--	a
T165	E. III	--	a
T176	IIA	--	a
T191	IIA	--	n/a
T204	L. IIA	--	n/a
T257	L. IIA	--	n/a
K52	IIA	a	--
K69	IIA/B	--	a

NOTE: a = available for study; n/a = not available for study

Table 35.—Animals and Parts of Animals Deposited with the Tombs

<i>Locus</i>	<i>Date</i>	<i>Location</i>	<i>Remarks</i>
T1	III	In shaft	Animal bones, n/a
T3	III	In shaft	Bovine horn,* disc.
T38	L. IIA	Outside superstructure	Bovine horns, disc.
T40	L. IIA	Outside superstructure	Skulls of 2 bulls flanking tomb, disc.
T56	E. III	In shaft	Bovine or gazelle bones, disc.
T57	E.? III	In shaft	Goat skull, disc.
T90	L. IIA	Outside superstructure	Bovine horns, disc.; horn and nose bone, disc.
T104	L. IIA	Outside superstructure	Bovine skull, disc.
T236	IIA	In shaft	Tip of gazelle horn casing, disc.
T270	III	In shaft	Goat or gazelle skeleton, disc.
T282	III	In debris or shaft	Bovine horn, disc.
K17	IIA	Outside superstructure	Bovine skull
Between K56 and K52			Bovine skull
K82	Pan	In deposit hole	22 painted gazelle skulls include 13 with alternate horizontal black and red stripes (8 beginning with black, 5 beginning with red), 1 with red vertical stripes, 1 with black vertical stripes, and 1 with spots; information not available for others (see pl. 131)
K92	Pan	In shaft	2 painted gazelle skulls
K96	Pan	In shaft	Bovine and gazelle horns, some painted with red and black dots, disc.
K99	Pan	In shaft	Gazelle horns, some painted, disc.
U1	E. III	In shaft	Goat skeleton, disc.
U3	E. III	In shaft	Goat skeleton, disc.
U4	E. III	In shaft	Goat skull, disc.

\*Horns found in the shaft do not necessarily represent the complete deposit.



## OBJECTS

81

Table 36.—Hair Rings

- 
- A. Unlobed
    - 1. Discoid
    - 2. Ovoid (elongated at slot)
    - 3. Small discoid
  - B. Lobed (i.e., small circular or oval head with long lobe)
    - 1. Divided lobe (hair passed through slot in the lobe)
    - 2. Undivided lobe (lobe grooved to represent slot, but hair passed through slot in the head)

Table 37.—Bracelets

- A. Shell (closed circle)
- B. Bone or ivory
  - 1. Open circle (planoconvex or bulged rectangular section)
  - 2. Open oval (planoconvex or bulged rectangular section)
  - 3. Large closed circle
- C. Gold (open oval)

Table 38.—Rings

- A. Shell, with bulged rectangular section
  - B. Bone or ivory
    - 1. With bulged rectangular section
    - 2. Almost planoconvex
    - 3. Scored around exterior to resemble double ring
    - 4. With planoconvex section and bezel (pre-C-Group)
  - C. Metal
    - 1. Copper wire
    - 2. Gold sheet bands
    - 3. Silver wire
- 

“short-horned sheep,” and gazelles were noted in nine tombs; sometimes these consisted of skulls painted with spots or stripes. In four of these cases—three definitely C-Group III, one probably C-Group III—the entire animal was buried in the shaft. One deposit in the Pan Grave area of K consisted of two discontinuous rows of gazelle skulls painted with red and black stripes (pl. 131).

## JEWELRY

The general category of jewelry includes objects of both C-Group and Egyptian origin and is thus placed between these two major divisions, though most specific kinds of jewelry can be easily identified as C-Group or Egyptian.

Jewelry in the C-Group consists of both locally made objects of shell and stone and of imported objects that are mostly beads made of faience, stone, gold, silver, and copper. The locally made objects consist mainly of hair rings, bracelets, and rings, and an occasional pendant. Leather decorated with beads could be considered with clothing but is discussed below.

## SINGLE-PIECE JEWELRY

*Hair Rings*

The item of jewelry that most distinctly characterizes the C-Group is the so-called hair ring (pls. 109, 112), sometimes found in situ, the area of the ear. Although variously shaped, these objects, normally carved from freshwater shell, have in common a flat discoid or ovoid ring with a

## OBJECTS

Table 39.—Register of Hair Rings, Single-piece Bracelets, and Rings

<i>Locus</i>	<i>Date</i>	<i>Hair rings</i>	<i>Single-piece bracelets</i>	<i>Rings</i>
T3	III	B1 (2 exx.)	--	--
T12B	III	--	B1 (2 exx.)	--
T36	IB/IIA	--	A	--
T40	L. IIA	B1 (2 exx.)	B2	--
T41	E. III	B1	--	--
T46	L. IIA/B	B1 (2 exx.)	B2 (2 exx.)	--
T48	IIA?	B1	--	--
T85	L. III	--	A	B2 (4 exx.)
T89	E.? III	--	B1	--
T104	L. IIA	A3 (2 exx.)*	--	--
T107	III	--	--	B1 (2 exx.), B3
T112	III	--	B1 (3 exx.)	--
T135	III	--	--	B2
T140A	IIA	--	A	--
T143	IIA/B	A2	--	--
T147	IIA/B	A1, A2	B2 (2 exx.)	--
T160	IB/IIA	--	B3 (2 exx.)	B1, B4
T167	III	B1	--	--
T169	IB/IIA	A1	--	--
T177A	IIA	B1	--	--
T202	III	A1	--	--
T219	E. III	--	B2†	--
T224	IB/IIA	B1 (2 exx.)	--	--
T225	IIA/B	B1	--	--
T232	IB/IIA	--	--	B2 (2 exx.)
T263	III	B1, B2	B2†	--
T265	IIA-B	--	--	B1 (4 exx.)
T275	III	--	--	B2
K15	IB/IIA	--	A	--
K16	IIA	--	--	B2 (3 exx.)
K24	III?	--	A	--
K26	IB/IIA	A2	--	--
K34	IIA	A2	B2	--
K62	IIA	B2	--	--
K63	IIA	B1 (2 exx.)	--	B1
K74	Pan	--	--	C3
K75	III	--	--	C3
K76	IIA/B	--	--	B2
K78	IIA/B	B1, B2	--	--
U2	E. III	--	C (2 exx.)	--
U3	E. III	--	--	C2 (2 exx.)

\*Small flint and chert hair rings.

†Very small.

round perforation in the center about 0.75 cm wide and a narrow slot ca. 1.0–1.5 mm wide through which the hair was led into the centrally located hole. The hair rings can be placed in two major classes (table 36, pl. 112)—unlobed and lobed. The unlobed hair rings are either discoid or ovoid. The lobed hair rings have a long, almost trapezoidal lobe. In a few instances this long lobe is not slotted but is grooved in imitation of a slot; the actual slot is more conveniently located in

## OBJECTS

83

Table 40.—Beads

---

I. C-Group ostrich eggshell
II. C-Group bone
III. Egyptian (all other materials)
A. Discoid
1. Size 1 (2.5–3.5 mm)
2. Size 2 (4.0–5.5 mm)
3. Size 3 (6.0–7.0 mm)
4. Outsize (larger than 7.0 mm)
B. Tubular (all but one, Form II)
C. Barrels
1. Normal sized (ca. 9.0 x 15 mm)
2. Small (3.5–4.0 x 3.0 mm)
D. Balls
E. Amulets/pendants (type variants only, not numbered)
F. Rings (metal only)

---

the ring itself. In any case, the pieces were so delicate they were often broken and mended in antiquity.

It is tempting to look for a chronological progression in the typology of these objects, but there are no clear patterns in the chronological distribution of the various types, perhaps because, being attractive, they were often plundered, cleaned, and reused, which was easily done. However, it may very well be that these objects have their origin in a small bone ring with narrow opening, an example of which (T155) was found near the head of a burial in a pre-C-Group grave.<sup>36</sup>

#### *Bracelets*

Bracelets are likewise rather simple (table 37, pls. 110, 112); circular bangle bracelets were made by cutting seashells from gastropods or pelecypods to make circles, or they were carved from ivory. Oval penannular bangle bracelets were made of bone, ivory, or metal. The most noteworthy objects of this class are two large round ivory bracelets from T160 (pls. 110O, 112M) and two open oval gold bracelets from U2 (pls. 110B, 112I).

#### *Rings*

Rings (pl. 111) were less common in the cemeteries than bracelets. They, too, are made of shell, bone, ivory, or metal, though the typology is slightly more complex (table 38). One example seems to have been removed from an earlier tomb (T160:3a, pl. 111D).<sup>37</sup>

### BEADS

Aside from pottery, beads were the most numerous of the objects found from this period at Adindan (tables 40–41). Since they can be viewed as a raw material as well as a finished product, they must be considered the intermediate stage in the manufacture of other objects. Almost all of them furnish evidence of trade—either for raw materials from the south or for finished products from Egypt.

36. See Williams, *Oriental Institute Nubian Expedition*, vol. 4 (Chicago: Oriental Institute, forthcoming), ch. 3, T155.

37. Nordström, *Neolithic and A-Group Sites*, pl. 98; George A. Reisner, *The Archaeological Survey of Nubia: Report for 1907–1908*, vol. 2 (Cairo: National Printing Dept., 1910), pl. 66 B 6.

Table 41.—Register of Beads

Locus	Date	Discoid				Tubular	Barrel		Ball	Amulet/ pendant	Ring	Remarks
		Size 1	Size 2	Size 3	Outsize		Normal sized	Small				
T3	III	100 bl. gl., 23 ost. egg.	1 ost. egg.	--	--	--	--	--	--	--	--	--
T4B	III	83 bl. gl.	--	--	--	--	--	--	--	1 rhomboid bone pendant	--	--
T5	E. IIA	2 bl. gl.	2 bl. fa.	13 ost. egg.	--	--	--	--	--	--	--	--
T8	E. III	Ca. 150 ost. egg., ca. 20 bl. gl.	--	--	--	--	--	14 Ag	--	--	--	Ost. egg. and glasslike beads found in pattern on body, in anklet, and in debris in shaft; brace- let of Ag barrels
T10	IB/IIA	89 dk. gl., 6 car.	--	--	--	--	--	--	--	--	--	--
T12B	III	5 car.	--	--	--	--	--	--	1 gar. (flattened)	--	156 Ag	Necklace: Ag beads (sheet rings)
T32	IIA	Ca. 340 bl. gl.	--	--	--	--	--	--	--	--	--	--
T33	III	101 ost. egg.	--	--	--	--	--	--	--	--	--	Sizes 1-3
T39	IIA	6 bl. gl., 193 blk. gl.	--	--	--	--	--	--	--	--	--	--
T40	L. IIA	Gl.	--	--	--	--	--	--	--	--	--	Size 1?, some sewn on leather
T43	III	--	--	--	2 ost. egg.	--	--	--	--	--	--	--
T46	L. IIA/B	Ca. 1,320 bl. to blk. gl., ca. 190 ost. egg., car.	--	--	--	--	--	Ca. 10 Ag, see T8	--	--	Ca. 100 Ag	Ag rings with stringing
T52	E. III	Less than 20 bl. gl., less than 10 ost. egg.	Less than 5 ost. egg.	--	--	--	--	--	--	--	--	Beads from T52 and T61 have been mixed
T54	E.? III	Bl. gl., ost. egg.	--	--	--	--	--	--	--	--	--	From leather?
T55	E.? III	7 ost. egg., 43 bl. gl.	--	--	--	--	--	1 Ag (sheet)	--	--	--	--
T56	E. III	--	--	--	--	--	--	--	--	1 crescent- shaped shell	--	--
T60	E. III	--	2 car.	--	--	--	--	1 Ag	--	1 car., 4 fa.	--	--

T61	E.? III	Less than 20 bl. gl., less than 10 ost. egg.	--	--	--	--	--	--	--	--	--	Beads from T52 and T61 have been mixed; ost. egg. beads, sizes 1-2
T65	IIA/B	36 ost. egg.	--	--	--	--	--	--	--	--	--	Strung
T66	III or Pan	--	--	--	--	--	--	9 Ag (biconical)	--	--	--	--
T68	IIA	--	--	--	--	--	1 bone (large)	--	--	--	--	Also a fiber core of necklace
T71	E.? III	46 bl. to dk. gl.	--	--	--	--	--	--	--	--	--	Sizes 1-2
T72	E. III	Ca. 180 bl. gl., ca. 100 ost. egg.	--	--	--	--	--	--	--	--	--	Anklet made of both, with stringing; ost. egg. beads, sizes 1-2
T76	III	Bl. gl.	--	--	--	--	--	--	--	--	--	From leather garment
T84	IIA	18 bl. gl., 6 blk. gl., 1 di.	--	--	1 bl. gl.	--	--	--	--	--	--	Outsize bead is probably post-New Kingdom
T88	IIA	--	--	--	--	--	1 bone (large)	--	--	--	--	--
T89	E.? III	18 bl. to dk. gl.	1 ost. egg.	--	--	--	--	--	1 fa.	--	--	--
T93	IIA	--	--	8 ost. egg.	--	--	--	--	--	--	--	--
T98	IB/IIA	54 bl. gl.	13 car.	--	--	--	--	--	--	--	--	Bl. gl. beads with stringing
T101	III	--	43 ost. egg., 4 dk. st.	--	--	--	--	--	--	--	--	With stringing
T104	L. IIA	--	121 fa.	--	--	--	--	--	1 red-pink glazed clay (almost barrel)	--	--	--
T106	IIA	62 bl. gl.	--	--	--	--	--	--	--	--	--	With fur
T107	III	Ca. 220 dk. gl., 1 bl. gl., 2 car.	--	--	--	--	--	--	--	--	--	--
T115	III?	Ca. 150 ost. egg.	Ca. 70 bl. to dk. gl.	--	--	1 bl. fa.	1 car.	--	--	--	--	Ost. egg. beads, sizes 1-2
T117	E.? III	29 bl. gl.	24 ost. egg. 15 blk. st.	2 car.	--	--	--	--	--	--	--	--
T121	III	99 ost. egg., 4 bl. gl.	--	--	--	--	--	--	--	--	--	With stringing
T122	IIA/B	--	--	--	--	--	--	--	--	--	--	Fiber core of necklace

NOTE: For abbreviations used see Register of Tombs, p. 126.

[illegible]

[illegible]

[illegible]



K32	IIA	71 bl. to dk. gl.	--	--	--	--	--	--	--	--	--	Sizes 1-2
K34	IIA	22 bl. to blk. gl.	--	--	--	--	--	--	--	--	--	--
K40	III	--	12 ost. egg.	--	--	--	--	--	--	--	--	Ost. egg. beads, sizes 2-3; bracelet
K41	E. IIA	72 lt. bl. gl.	--	--	--	--	--	--	--	--	--	--
K43B	III	Ca. 75 gn. gl., 2 dk. gl.	--	--	--	--	--	--	--	--	--	--
K44	III	--	Ca. 37 ost. egg.	--	--	--	--	--	--	--	--	--
K47	III?	4 bl. gl.	Ca. 2,030 ost. egg.	--	--	--	--	--	--	--	--	Ost. egg. beads, sizes 2-3
K49	III	--	60 ost. egg.	--	--	--	--	--	--	--	--	--
K56	IIA	147 bl. to gn. gl.	--	--	--	--	--	--	--	--	--	--
K63	IIA	4 bl. gl., ca. 220 blk. gl.	2 car.	--	--	1 car.	--	6 glazed steatite, 1 car.	--	1 bl. fa.	--	--
K66	III	--	--	--	--	--	--	--	--	--	--	Ca. 72 ost. egg. beads, sizes 1-3
K69	IIA/B	26 ost. egg., ca. 250 bl. to blk. gl.	--	--	--	--	--	--	--	--	--	Also 1 fa. amulet
K73	III	--	--	--	--	--	--	--	--	--	--	Scarab
K74	Pan	--	--	--	--	--	2 am., 1 car.	--	1 am., 1 car., 1 gar.	--	--	--
K75	III	--	28 ost. egg.	--	--	--	--	--	--	--	--	Ost. egg. beads, sizes 2-3
K76	IIA/B	156 blk. gl.	--	--	--	--	--	--	--	--	--	--
K80	III	--	--	--	--	--	--	--	--	--	--	3 scarabs
K88	Kerma	2 bl. gl.	4 ost. egg.	2 ost. egg.	--	--	--	--	1 bl. fa.	--	--	--
K89	III or Pan	5 bl. gl., 1 blk. gl.	16 ost. egg.	--	--	--	--	--	--	--	--	--
K91	III or Pan	--	13 ost. egg.	--	--	--	--	--	--	--	--	--
K93	Pan	1 bl. fa., 1 car.	Ca. 900 ost. egg.	--	11 bone	--	--	--	--	--	--	Beads found with and on leather; ost. egg. beads, sizes 2-3; also 22 pierced, shell wristlet plaques
K94	III or Pan	35 bl. to gn. gl.	Ca. 2,990 ost. egg.	--	--	--	--	--	1 car., 1 am., 1 bl. glass, transparent	--	--	Ost. egg., sizes 2-3; some ost. egg. sewn to leather; also a scarab, 8 pierced, shell wristlet plaques

[illegible]

### C-GROUP BEADS

The only beads probably made by the C-Group are of bone and ostrich eggshell. Although, as discussed above, ostriches are portrayed in C-Group art and their feathers occurred in later C-Group tombs, it is difficult to believe that inhabitants of the valley in Lower Nubia collected enough eggs to manufacture the large number of shell beads found in these cemeteries.<sup>38</sup>

#### *Ostrich-Eggshell Beads*

The steps in manufacturing ostrich-eggshell beads were probably fairly simple. The shells were broken into large pieces, and several holes for stringing were bored in each of the pieces with a small solid drill. Several beads could then be made from each of these pieces by breaking them into polygons, stringing them, and rolling them on a coarse surface.

The dimensions of the finished beads vary. They range in diameter from 2.5 mm to a single example of 10 mm. The diameter of the holes ranges from 1.5 to 3.0 mm, though it is almost always under 2.0 mm. The thickness of the shell ranges from 1.5 to 2.0 mm. Although all gradations of diameter are represented, the beads are primarily in three sizes: (1) 2.5–3.5 mm, (2) 4.0–5.5 mm, and (3) 6.0–7.0 mm. These three basic sizes will be seen to correspond with size distinctions in other types of beads (pl. 116).

#### *Other Beads*

The only other C-Group beads preserved from the cemetery are rare—the approximately tubular bones from three IB/IIA tombs (T148, T163, T194), a bone barrel and a bone discoid bead from T194, a bone barrel from T68 and one from T88, and a clay ball of L. IIA date, or later, from T104.

#### *Chronology*

Few occurrences of beads and even fewer of ostrich shell can be dated to IB, but groups of beads were found in sixteen tombs that are definitely or probably to be dated before the end of IIA. The remainder (the overwhelming majority) were found in Pan Grave, Kerma, and other C-Group tombs or were less precisely dated. From the relatively large number of occurrences in IIA and III tombs we should probably consider the importation of ostrich eggs for bead making to be simultaneous with the importation of ostrich feathers, both roughly datable to the later IIA and the III periods,<sup>39</sup> that is, at or after the collapse of Egyptian authority in Nubia.

### EGYPTIAN BEADS

Although, in a very few cases, crude stone beads, probably plundered from earlier tombs, may be of C-Group origin,<sup>40</sup> virtually all of the other beads from C-Group, Pan Grave, and Kerma tombs at Adindan are Egyptian. They consist of glasslike and other faience discs, various stone beads, metal ring-beads, metal barrels, and a few faience bead-amulets.

#### *Faience*

The smaller beads in the present material that were made by vitrifying silica, were virtually all, if not all, made as faience. However, the glaze was put on so thickly and the beads were heated to such a high temperature that the core has almost entirely disappeared, leaving only a white grainy area in the center of the bead. Only in the largest size of bead was the shape of the core and its character as faience (as opposed to glasslike) clearly preserved. Presumably, the beads were made from tubes cut off at intervals (then, possibly, given a first firing); a glaze was added to the beads, which were then fired to complete the product. However, because the firing was so high we are

38. See Reisner, *Kerma IV-V*, pl. 68, for such beads in Upper Nubia.

39. Ibid.

40. Compare the outsize stone beads in tombs T131 and T160 that would require little specialized skill to make.

distinguishing a highly vitrified form as glasslike (not to be confused with glassy faience, which is a different product entirely).<sup>41</sup> We therefore are distinguishing glasslike beads from faience beads in the register, a distinction that roughly parallels the concept of form groups in pottery.

The glasslike and round faience beads included in this volume vary considerably in quality, consistency of sizes within a group, and thickness. The sizes of the glasslike beads correspond to sizes 1 and 2 of the ostrich-eggshell beads; with one exception none are larger. They vary in color from an extremely uniform translucent blue to an opaque green, or to a brownish green, or even to black. In one case (T239) the black beads are of high quality. The extraordinarily small size and the degree of translucency of the beads in some of the groups—for example, those from K25—are especially remarkable.

The normal round faience beads, on the other hand, are in general somewhat larger. They tend to have shapes that are distinguishable from those of the glasslike beads, being more rectangular in section. Bead-amulets are included here because they were probably used simply as beads in this part of Nubia.

*Chronology.*—The chronology of the glasslike and normal faience beads is clearly to be contrasted with that of the ostrich-eggshell beads. The earliest documented examples come from T171 of IB and K41 of Early IIA. Forty-six IIA tombs (including IIA/B tombs) contained groups of glasslike or faience beads, while slightly fewer Pan Grave, Kerma, and III tombs contained such beads. It is clear that glasslike and normal faience beads were a frequent item of trade between the Egyptians and people to the south during the Middle Kingdom and the Second Intermediate Period. It is unclear, however, how much of the bead material found in later tombs was there because of trading and how much because of tomb plundering.

#### *Stone Beads*

Stone beads are less common than the glasslike and about as common as the normal faience, but they are much more diverse.

*Carnelian.*—The most common stone beads were made of carnelian, and the most common form of this bead was the simple perforated disc.

The carnelian disc beads range in size from 3.0 to 7.0 mm in diameter and from 1.0 to 2.5 mm in thickness and have a hole 1.0 to 2.0 mm in diameter. Three sizes, based on diameter, can be noted: 3.0 mm, 4.0–5.5 mm, and ca. 5.5–7.0 mm. Among the other shapes, balls are most common (6 exx.), followed by 2 barrels and 1 tube. One baggy shape may have been plundered from an A-Group tomb.<sup>42</sup>

*Diorite.*—Most diorite beads were probably brought into Nubia despite the fact that the diorite was obtained there.<sup>43</sup> The beads more often have a rounded cross section than do the carnelian beads. However, all three of the standard sizes are present.

*Other stones.*—Beads of amethyst were found in only two tombs—K74 (Pan Grave) contained 2 amethyst barrels and 1 amethyst ball, and K94 (III or Pan Grave) contained 1 amethyst ball. A garnet ball was found in T12B (III), and another in K74.

#### *Metal Beads*

Although even less common than the stone beads, the metal beads offer evidence of high skill and workmanship paralleled by no other object found in the cemeteries at Adindan.

41. Reisner, *Kerma IV-V*, pp. 91–92, for manufacturing methods, quoted by Lucas and Harris, *Ancient Egyptian Materials and Industries*, pp. 44–46. Though smaller than C-Group beads, most New Kingdom beads in this collection retain a rectangular section and are opaque; they may have been less highly fired. See Bruce Williams, *Oriental Institute Nubian Expedition*, vol. 6 (Chicago: Oriental Institute, forthcoming), ch. 3.

42. See T60:1c. Nordström, *Neolithic and A-Group Sites*, pl. 194 (292/1:1).

43. Lucas and Harris, *Ancient Egyptian Materials and Industries*, pp. 408–9.

## OBJECTS

93

Table 42.—Register of Bead Objects

<i>Locus</i>	<i>Date</i>	<i>Description</i>
<b>Jewelry</b>		
T8	E. III	Bracelet of Ag barrels; anklet of bl. gl. and ost. egg.
T12B	III	Necklace of Ag rings, car., and gar.
T46	L. IIA/B	Ag rings on fiber core, pl. 117E,G
T68	IIA	Fiber core of necklace
T72	E. III	Anklet of ost. egg. and bl. gl. with stringing
T98	IB/IIA	Bl. gl. with stringing, pl. 117B
T121	III	Anklet? of ost. egg. and bl. gl. with stringing, pl. 117C
T122	IIA/B	Fiber core of necklace, pl. 117H
T134	IIA	Au rings on fiber core
T169	IB/IIA	Ost. egg. with some stringing
T195	IB/IIA	Dk. bl. fa. and Au ball with stringing, pl. 117A
T213	IB/IIA	Ost. egg. with stringing
T221	IIA?	Ost. egg. with stringing
T239	IIA	Anklet of 1 ost. egg. and blk. gl. with stringing; necklace of di. and gn. to bl. gl.
T263	III	Anklet of ost. egg. with stringing; fiber core of necklace; necklace of bl. gl.
T289	III	Ost. egg. with stringing
K40	III	Bracelet of ost. egg.
U2	E. III	Necklace of Ag rings; anklet of ost. egg. and bl. fa.
U3	E. III	Ost. egg. with stringing
K, surface		Car. and di. with stringing
<b>Bead decoration on leather</b>		
T8	E. III	Ost. egg. and bl. gl. in lozenge-shaped pattern on body, from leather?
T40	L. IIA	Row of gl. on seam
T46	L. IIA/B	Bl. gl. on seams; also bl. to blk. gl., ost. egg., and car.
T54	E.? III	Bl. gl. and ost. egg. in lozenge-shaped pattern, from leather?, pl. 106B
T76	III	Row of bl. gl. on seams, pl. 106D
T106	IIA	Bl. gl. with fur
T165	E. III	Bl. gl.
T176	IIA	Bl. gl. in row and in lozenge-shaped pattern on seams, pl. 106A
T224	IB/IIA	Bl. gl. in lozenge-shaped pattern outlined with ost. egg., pl. 106C
T225	IIA/B	Bl. gl. in row and in lozenge-shaped pattern on seams
T249	III	Bl. gl. in row, possibly lozenge-shaped pattern on seams
T263	III	Bl. gl.
K93	Pan	Ost. egg., bl. fa., car., bone
K94	Pan	Ost. egg.
U1	E. III	Ost. egg. and gn. gl., some in lozenge-shaped pattern

Metal beads occur in three forms—rings made of bent pieces, barrels of silver or copper over either a resin or a beeswax core, and silver and gold rings strung onto, or even originally made at least partly on, a thick core of vegetable fibers and held on this core by loops which were made at each end and then bound with leather (pl. 117H). Although the silver barrels are very well made, the fine silver and gold rings are the most remarkable: the inside surface is slightly irregular, but the exterior surface is nearly a perfect circle. No clear evidence of a simple seam can be detected; the rings were probably made of spirally wound sheet metal. In addition to their near-perfect shape, the best beads of this type are of almost precisely uniform size and are often cut very thin. The small silver beads from Cemetery U are ca. 0.45 mm, and the gold beads are about 0.20–0.21 mm in thickness, surely a remarkable achievement in the jeweler's art.

## OBJECTS

Table 43.—Register of Shells and Shell Wristlet Plaques

<i>Locus</i>	<i>Date</i>	<i>Shells</i>			<i>Wristlet Plaques*</i>	<i>Remarks</i>
		<i>Nerita</i>	<i>Cowrie</i>	<i>Other</i>		
T12B	III	--	20	--	--	Girdle
T221	IIA?	--	19	--	--	Girdle
T230	E. IIA	--	--	2	--	In debris by shaft
T246	L. IIA	19	--	--	--	Bracelet
T254	IB/IIA	--	1	--	--	By arm
T255	III	Present	--	1	--	Bracelet; <i>Nerita</i> n/a, other = <i>Polinices</i>
K51	Pan	--	--	--	1	
K91	III or Pan	--	--	1	--	
K93	Pan	--	--	--	22	
K94A	Pan	--	--	--	8	
K95	Pan	--	--	20	64	
K98	Pan	1	--	16	18	
K99	Pan	--	--	ca. 37	6	
K100	Pan	--	--	ca. 44	--	
K101	Pan	--	--	7	--	

\*For discussion of wristlet plaques, see p. 12.

*Chronology.*—The metal beads were found in tombs of IIA and III date. Those from IIA tombs include some of the most precisely made beads, now in Cairo. Portions of fiber necklace cores left behind by plunderers, who had removed the beads, were also found in IIA and III tombs. They have a bound loop at one end, indicating that beads were once strung on them.

## BEAD GROUPS

The order of stringing (pl. 117, table 42) most commonly preserved is that of the ostrich-eggshell beads. Most commonly the strings are of beads of uniform size, though some instances of graduated beads can be cited. The evidence for strung metal ring-beads is also clear, because the fiber cores are sometimes preserved. Sometimes, in the case of glasslike or normal faience beads the strings are of one kind and one color.

On two anklets from Cemetery T, combinations of two different types of bead are preserved. One anklet, from T8, has pairs of blue glasslike beads (size 1) alternating with groups of over 200 ostrich-eggshell beads (size 1). The second, from T72, has pairs of blue glasslike beads (size 1) alternating with groups of two or three ostrich-eggshell beads (pl. 117C). On the surface of Cemetery K, a group of partly strung beads was found—three diorite beads (size 1) alternating with groups of at least eleven carnelian beads. An anklet from U2 consists of ostrich-eggshell beads (size 1) and a single blue faience tubular bead.

*Beads Sewn to Leather*

Most of the beads associated with leather at Adindan are of the blue glasslike variety (pl. 106, table 42). These are sewn by narrow leather thongs to the seams of garments, either in simple rows or in rows that at intervals expand into lozenges, and to the surface of the leather. In one instance, ostrich-eggshell beads of uniform size have been used to outline a lozenge formed by glasslike beads. In this case the original garment was possibly a girdle.<sup>44</sup>

44. Steindorff, *Aniba*, pt. 1, pl. 24, above. This shows such a girdle on the skeleton of a child. Other arrangements on leather are on pl. 25.

## OBJECTS

95

## COWRIE SHELLS

Two girdles made of cowrie shells (*Cypreidae*) are of specific note (pl. 118C–D). The whorls of the shells have been cut away so that the shells would lie flat against the body, aperture outward. This is a characteristic waist decoration that is seen in Egypt on so many Middle Kingdom statuettes and ultimately imitated in the precious jewelry of the Middle Kingdom and on through the early New Kingdom period.<sup>45</sup>

## EGYPTIAN OBJECTS (other than beads)

Except for pots and beads, Egyptian objects are rare. They consist of 3 stone vessels, 5 scarabs from tombs of III date (all the scarabs available for study will also be presented in OINE 6), 1 copper pin with roll head (provenience not recorded), and small plaster fragments of a *rishi* mask (pl. 119A). The fragments, from a tomb no later than IIA in date (T248), bear the remains of green and black feathers, a few red spots, and a large black area. Except for some of the feathers, very little can be reconstructed, though the large black area is certain.<sup>46</sup>

Table 44.—Egyptian Objects

Stone Vessels		
U1:7	E. III	Fragment of globular alabaster jar
U1:9	E. III	Alabaster jar (pl. 119C)
T1:1	III	Large thin-walled alabaster jar with flat rim (pl. 119B)
Scarabs		
K73	III	Garbled <i>k3</i> and <i>c</i> signs (pl. 115K)
K80:1	III	Garbled private name, "daughter," repeated twice (pl. 115L)
K80:2	III	Uninscribed or worn beyond recognition
K80:3	III	Uninscribed or worn beyond recognition (pl. 115M)
K94	III or Pan	Uninscribed

Although this volume contains the largest body of leather and sandals yet published from C-Group Nubia and includes for the first time enough sandals to form a corpus, few of the small objects of C-Group origin are outstanding for their originality. At most, the themes of C-Group association with cattle and C-Group trade with Egypt for simple goods are reinforced. Despite the presence of silver and gold beads—which must have originally been much more common—more elaborate objects of Egyptian origin are absent, and there are no weapons deposited as grave goods.

45. See W. C. Hayes, *The Scepter of Egypt* (New York: Harper Bros. and The Metropolitan Museum of Art, 1953), fig. 137, for faience figurines; fig. 153, for a gold cowrie girdle. Emile Vernier, *Bijoux et orfèvreries*, Catalogue général des antiquités égyptiennes du Musée de Caire, vols. 78–79 (Cairo: Institut français d'archéologie orientale, 1927), pl. LXXVIII.

46. Painted cartonnage masks were common in the Second Intermediate Period and early New Kingdom materials from Mirgissa. See André Vila, "Les masques funéraires," ch. VIII, sec. II, in Jean Vercoutter, *Mirgissa III: Les nécropoles* (Paris: Direction générale des relations culturelles, scientifiques, et techniques and the Centre national de la recherche scientifique, 1976), pp. 151–263. See especially, figures 13D and 48.





## 4

## ART AND EPIGRAPHY

THE C-Group has left a simple but fairly impressive representational art made up of incised figures on stelae, bowls, and jars and of figures modeled in clay.<sup>1</sup> On the basis of these representations a proportion of the rock art can also probably be assigned to the C-Group.

## FUNERARY OBJECTS

The funerary objects consist of stela fragments of IA date (table 46) and a few pottery figurines of IIA and IIB type (table 45). No stelae were found standing or intact, as they were at Aniba.<sup>2</sup> Most of the fragments listed in the register of stelae were found incorporated into the circular superstructures of IB and II date, although fragments were twice found buried in caches. As elsewhere, many of the pieces at Adindan are incised with the representations of cattle.<sup>3</sup>

## FIGURINES

Figurines of baked clay have been found in C-Group cemeteries and dated to IIA and IIB by Bietak. These consist of animals, steatopygous women, and a very few male figures. None of the male figures previously known had the head intact.<sup>4</sup>

Female figurines found at Adindan include the steatopygous types of IIA and a simplified bell-shaped figure of the type known in IIB that continued into III times. Only the simplified figure is intact (pls. 103, 102A); the long line across the lower part, equivalent to an abdominal scar, was deliberately drawn.

Details of the figures are typical of the well-known figures of the C-Group. The head of the simplified figure is round and is marked by rows of vertical impressions to represent hair; the eyes, eyebrows, nose, and mouth are represented by longer, similar strokes. The style of the head is typical of the C-Group, though simple; the style of the steatopygous types is somewhat more modeled (the eyes are raised ridges; the head has a trapezoidal shape).<sup>5</sup>

1. Manfred Bietak, *Studien zur Chronologie der nubischen C-Gruppe: Ein Beitrag zur Frühgeschichte Unternubiens zwischen 2200 und 1550 vor Chr.*, Berichte des Österreichischen Nationalkomitees der UNESCO-Aktion für die Rettung der nubischen Altertümer, vol. 5, Österreichische Akademie der Wissenschaften, Phil.-hist. Klasse, Denkschriften, vol. 57 (Vienna: Hermann Bohlaus Nachf., 1968), IIA/25, IIB/21.

2. Georg Steindorff, *Aniba*, pt. 1, Service des antiquités de l'Égypte, Mission archéologique de Nubie 1929–1934 (Glückstadt and Hamburg: J. J. Augustin, 1935), pp. 38–39.

3. C. M. Firth, *The Archaeological Survey of Nubia: Report for 1909–1910* (Cairo: Government Press, 1915), pl. 35a-b. They are from Dakka and Qurta respectively. Walter B. Emery and L. P. Kirwan, *The Excavations and Survey between Wadi es-Sebua and Adindan*, Service des antiquités de l'Égypte, Mission archéologique de Nubie 1929–1934 (Cairo: Government Press, Bulaq, 1935), pl. 20, below right. For examples of stelae in a cache, see Brigitte Gratien, *Les Cultures Kerma: Essai de Classification* (Lille: Publication de l'Université de Lille III, 1978), p. 137, fig. 36.

4. Steindorff, *Aniba*, pt. 1, pl. 72, 21a-b. D. Randall-MacIver and C. Leonard Woolley, *Areika*, Eckley B. Cox, Jr., Expedition to Nubia, vol. 1 (Philadelphia: University Museum, 1909), pl. 8. 4021 is probably male.

5. Steindorff, *Aniba*, pt. 1, pls. 71–72. The simplest is number 14. Slightly more elaborate are numbers 1, 2, 9, and 12. The trapezoid shape of the head is most pronounced in number 16, and the best-made head is number 13. The bell-shaped female figurines from Aniba are complete figures, with steatopygy showing beneath their dresses. For other figures see Bietak, *Chronologie*, p. 104, and for the finest see Firth, *Archaeological Survey of Nubia: Report for 1909–1910*, pl. 37a-c.

Table 45.—Register of Figurines

<i>Locus</i>	<i>Date</i>	<i>Remarks</i>
T51	E. III	Simplified type, pl. 103
T154	IIA	Female, fragment, pl. 102B
T205	L. IIA	Female?, fragment, pl. 102A
T207	IIA/B	Female, fragment, pl. 102C
T217	IIA	Male head, pl. 104–5
K, surface		Fragment, pl. 102D

The neck of the simplified figure is conical, and from its shoulder to its waist the figure is stylized into a birdlike shape that has wing-shaped arms; below the waist, the figure expands in a bell-like fashion to the base. The breasts are mere impressed strokes, as are the breasts of other C-Group figures. The navel is impressed, and there is an incised necklace and the aforementioned belly scar, the latter beginning and ending at the sides of the figure's back. The neck and body have diamond-shaped patterns of impressed decoration, as does a smaller fragment from the more naturalistic group of steatopygous figures. Except for the bell shape many of the figure's characteristics are typical of the group of steatopygous figurines, which are quite simple above the hips.

A second figure is of the steatopygous type (pl. 102B): though not fully preserved it can be seen that its hips flared backward sharply, indicating that the hips and thighs must have been unusually large, even for a C-Group figurine. The style is more naturalistic (though the arms are still wing shaped, as in other C-Group figures): the breasts are small round areas filled with dots; the belly scar extends far onto the back from each side. Most remarkable are the bulged rolls at the waist, a particularly effective anatomical detail. Details of adornment include an incised necklace, what is possibly a long pendant, and horizontal scarification, or bracelets, on the arms.

A second fragment (pl. 102C) shows the front of the hips, the pubis (shown by short strokes), and the right thigh; the thigh is decorated with punched lozenges and a zigzag line. The inside of the thigh clearly shows where the two lower appendages were joined. The remaining fragment of a female figurine is a head. It has the basically rounded-trapezoid face found in so many other heads, with a lobe at the top and at either side representing the coiffure. Diagonal slashes represent the one remaining eye, and the nose comes to a simple beaklike point. No mouth area is shown. No clear idea of the original nature of the object from which another fragment comes can be obtained (pl. 102D).

Striking as they are, the female figurines are small preparation for the powerful head from a male figure found in T217. Although some male figurines are known, this is the only example of a head in C-Group.<sup>6</sup> From the front the outline is almost trapezoidal. When viewed from the top,

6. Steindorff, *Aniba*, pt. 1, pl. 72, 21: the shape of the head in the Oriental Institute is somewhat similar to those of female figures (pl. 71, 1–2) as is the design of the hair and face. Aylward M. Blackman, *The Rock Tombs of Meir*, vol. 1, Archaeological Survey of Egypt, vol. 22 (London: Egypt Exploration Society, 1914), pl. IX, middle register (hair only), and pl. X, top register: the hair, as shown on these plates is much like the hair of the head in T217. Idem, *The Rock Tombs of Meir*, pt. 2, Archaeological Survey of Egypt, vol. 23 (London: Egypt Exploration Society, 1915), pl. III, top register, and pl. VI, center (Ukhhoteb Chapel, B, no. 2), pl. XI, below: on some of the herdsman, distinctive features of the head and face are combined with the long, lanky body, and the combination clearly indicates the artist's intention of showing a foreign people. Also noteworthy are the cattle being led by these herdsman: in Senbi's tomb the cattle led by the foreign herdsman (pls. IX–X; idem, *The Rock Tombs of Meir*, pt. 3, Archaeological Survey of Egypt, vol. 24 [London: Egypt Exploration Society, 1915], pl. IV) include in one and the same group the lyre-horn and the hornless and some with deformed horns. The animals led by the foreign herdsman in Ukhhoteb's tomb are less diverse and less

the sides nearly form a triangle, with the apex at the back of the head. The coiffure is the most immediately striking feature. It is shallow at the top, expanding greatly at the back and sides of the head, and is larger on the left than on the right. Set into this massive coiffure, the triangular face—with the tip of its beard forming the apex—juts forward at the chin, as though for emphasis. Two fifths of the face consists of a broad forehead; the hairline is slightly curved. The eyes are pairs of very slightly raised ridges; the one on the right is difficult to see in normal light. The nose bulges slightly at the nostrils, which are merely indentations. The mouth is a short, impressed line, pressed somewhat more deeply at the left corner. At the chin is a beard, the waves, or curls, of which are simplified as horizontal lines. Less obvious in the face are single diagonal lines on each side of the forehead that extend from the temple to the inner corner of the eye; similar lines are drawn upward on the cheeks. Parallels for this head exist, some striking, in the male figures of the rock art of the Sahara, but the figures found near Egypt are generally too simple for clear identification of details; perhaps the most interesting are representations of tall, thin cattle herdsmen in the tombs of Meir. These have the wide coiffure (shown more matted, to be sure), narrow face, and small beard of the head just described.

The emphasis on essential elements (e.g., the coiffure and the strongly shaped face of the male head and the hips and the round heads of the women) and the simplified representation of special details (e.g., jewelry and tattooing) and of parts of the figure (e.g., the rounded shoulders and winglike arms) are features of a style that carried over into two-dimensional representation at Adindan as well.

The most important contribution in this material is the male head, which is unique not only because it is the sole representation of a man's head in C-Group but also because it links C-Group art to representations of foreigners in Egypt who have not otherwise been clearly identified.

#### STELAE

As indicated above, funerary stelae, some still standing, have been found in C-Group cemeteries; none were found standing at Adindan.<sup>7</sup> Their occurrence has been studied by Bietak, his conclusion being that they belonged to the earliest phases of the culture. Most of the fragments of stelae at Adindan (pls. 95–101) were found incorporated in the circles of IB and IIA tombs. Most of the stelae were decorated with figures of cattle—either of cattle standing alone or (more often) of a cow with a calf. In one case the cattle were in a group of four (pls. 95A, 96A). The representations were extremely simple: the depiction of the animal was reduced to an outline with a minimum of curves, the outer contour of the body and the inner one of the legs and belly being shown as simple lines, that is, without any minor variations for body contours. Horns were shown as tall curved lines that almost met at their tops; one bovine had lyre-shaped horns (pl. 97). Females were indicated by the presence of an udder, with the teats shown as pendant lines. Where represented, dewlaps were shown as pendant lines at the neck and jaw. No interior details were carved, and no painting was preserved.

A stela of special interest is a large example (pls. 95–96) that was broken up and reused in T39. On one face of the stela four cattle are represented; two of these, faintly scratched in the center of the stela, are the conventional cow and calf. To the right of the cow and calf, one above them and

---

strikingly colored. See also pls. III-IV (Egyptian cattle), XI, XX; and in idem, *Meir*, pt. 2, pls. XXII, XXIX, XXX. The foreign nature of all of the aforementioned herdsmen and herds—especially of those in the tomb of Senbi—is clearly indicated. Comparison of the herdsmen with the head from T217 and of the herds with herds shown on the cattle bowls indicates that the Egyptian representations show C-Group people and cattle.

7. Steindorff, *Aniba*, pt. 1, pp. 38–39, pls. 8–14; Emery and Kirwan, *Excavations and Survey between Wadi es-Sebua and Adindan*, pl. 20.

Table 46.—Register of Stelae

<i>Locus</i>	<i>Date of Tomb</i>	<i>No. of fragments</i>	<i>Subject</i>	<i>Illustration</i>
T4B	III	2	Representation	--
T5	E. IIA	1	None	--
T7	IIA	?	None	--
T32	IIA	1	Cow and calf	Pl. 109A–B
T39	IIA	3	Obverse, cattle; reverse, ship	Pls. 95–96, fig. 12
T78	IIA	1	Unknown	--
T92	IB	2	Bovine	Pls. 97, 98D, 99C
T101	III	3	Bovine, from 3 stelae	Pls. 101, 102d, 103c
T108	IIA	1	None	--
T152	IB/IIA	1	Cow	--
Near T155	Pre-C-Group	?	None	--
T264		2	Cows, from 2 stelae	Pl. 98A–B
T291		1	None	--
K22	IB/IIA	3	Hunt stela	Pls. 100–101
K23	IIA/B	1	Hunt stela	Pls. 100–101

one below, are the other two cattle. These are more faintly scratched; the upper one is bisected by a group of deeply incised lines.

The reverse side of the stela was placed face down in the superstructure. It is scratched in several places, though one of its fragments has fewer signs of surface damage. This fragment carries the only remaining coherent drawing on this side of the stela (fig. 8)—a boat or ship, with a curved hull, a high, tapered stern, and a mast. The prow is capped by what appears to be some kind of figurehead. Just behind the prow is a small deck cabin; the mast is set amidships. Two slim lines toward the stern appear to represent sheets, or lines. Between them is a vertical line with a small line at the left of its top; these may be the nearly obliterated remains of a human figure. Three lines, which extend from the stern, may represent a steering oar, and a wavy line, which extends from the top of the stern, may represent a mooring line. The presence of a boat on a stela that can be clearly dated to C-Group IA is startling. Although no precisely similar combination of features can be cited from rock drawings, each of the individual features has been paralleled in such drawings, most of them many times.<sup>8</sup> Many of the parallel rock drawings have been given an

8. Pontus Hellström and Hans Langballe, *The Rock Drawings*, Scandinavian Joint Expedition to Sudanese Nubia, vol. 1 (Stockholm: S.J.E.S.N., 1970), here cited by corpus number. With the same general shape, with bent stern, and with hull curved toward the prow: V32, V43–53, and possibly V35 and V37. With bent prow: V34, V36, V38, V39, V41, V42, V45, and V46. With stern rope: V32–41, V46, V47, V49. With rope on prow: V55. With tall mast: V47. With mast (and sail): V48–50. With steering oar: V35–38, V41, V45, V48–51.

Reinhold Engelmayer, *Die Felsgravierungen im Distrikt Sayala-Nubien*, pt. 1, *Die Schiffsdarstellungen*, Berichte des Österreichischen Nationalkomitees der UNESCO-Aktion für die Rettung der nubischen Altertümer, vol. 2, Österreichische Akademie der Wissenschaften, Phil.-hist. Klasse, Denkschriften, vol. 90 (Vienna: Hermann Bohlaus Nachf., 1965). With the same general shape: pls. II, 4–5; IV, 5, 7; VII, 2, 7(bottom); X; XI, 1–2a, 5–7b; XIII, 2a–e, 5a–e; XIV, 1b–7b, esp. 7a; XV; XVII, 1, 3–4, 6–9b; XVIII, 2–10, possibly 1c; XXIV, 4, possibly 8; XXV, 3; XXVI, 11; XXVIII, 8a; XXX, 2; XXXI, all but 5; XXXII, 1–2, 4, 8, 9b; XXIV, all but 9 and 11b; XXXV, 1c–d; XXXVI, all but 3–4 and smallest of 1; XXXVII, 1a, 1c, 3–4; XXXVIII, all but 6b; possibly XL, 1–2, 5; XLIII, 6. Close parallels (less common): pls. II, 4–5 (with figurehead); IV, 5, 7; VIII, 5, 8; IX, 5; XVIII, 7; XXVIII, 8a; XXXII, 1. With stern rope: pls. II, 4–5; IV, 5; XI, 1, 6; XIII, 2b–c, 2e; XIV, 7a–b; XXXII, 9b; XXXIV, 4, 8; XXXVI, 5. With forward deckhouse: pls. V, 1; XIV, 5–6; XXV, 5; XXVIII, 8a; XXXV, 1d. With tall mast: pls. X, 2; XXV, 7. With sheets: XXV, 5; XXVI, 11; XLIII, 2. With steering oar, straight back: X, 3; XI, 7a; XVII, 9b; XVIII, 1c, 2–3, 7–8, XXXVII, 1c, 3; XL, 2, 4.

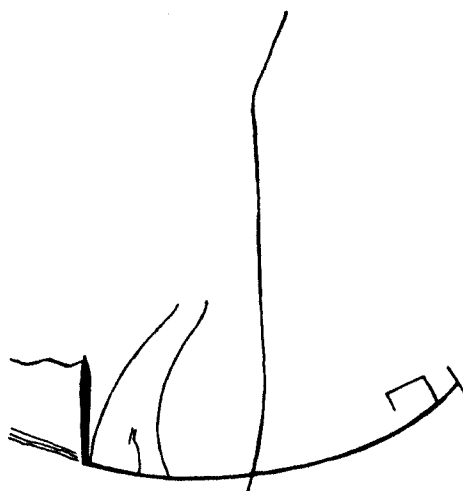


Figure 8. The ship from the stela in T39

earlier date; it would appear that a piece of sandstone with a rock drawing on it was reused in C-Group to make a stela. Also on this side of the stela is the curve of the back, the flank, and the hind leg of a bovine; an angled line extending upward from the back shows a horn. The head is no longer present.

Four fragments possibly from one large stela were found in the superstructures of K22 and K23. The three stela fragments (23009, 23010, 23011) from K22 and the one from K23 (23008) have the same patina, except that the surface on fragment 23011, which is worn, is lighter. Fragments 23008 and 23009 join. The other two have no joins, but because of the unity of the subject matter of their decoration and of their surface color and also because of their provenience in the same superstructure, it would appear likely that all four came from the same stela; however, no clear idea of this relationship can be determined. Plates 100–101 show the placement.

A key to part of the composition is found on fragment 23010. On the left of the fragment is preserved a hand grasping a bow into which an arrow is just being nocked or from which an arrow has just been released. The intended victim, a herbivore (an ibex?) with tall curving horns, has already been hit by two arrows; although the horns are apparently shown in profile the head is depicted so that the animal appears to have turned it to face the hunter. A second bow, and what are possibly arrows being held against the bow's handle,<sup>9</sup> is seen just to the right of the animal. The representation is confusing; either two animals are shown, the second superimposed on the first, or the drawing has been changed from that of an ordinary ibex into that of a more magnificent creature. Above his/their back(s) there is another animal; this one is upside down and apparently dead. Below the first bow, in a worn area of the stone, are the outlines of what may be a dog chasing the intended victim(s). Other scratches on the stone also cannot be interpreted with any certainty.

Fragment 23011, which is smaller than 23010, cannot be precisely placed in the stela, though its thickness indicates that it came from the central area above the hunt. It appears to show an ibex.

9. Steindorff, *Aniba*, pt. 1, pl. 65, no. 49.


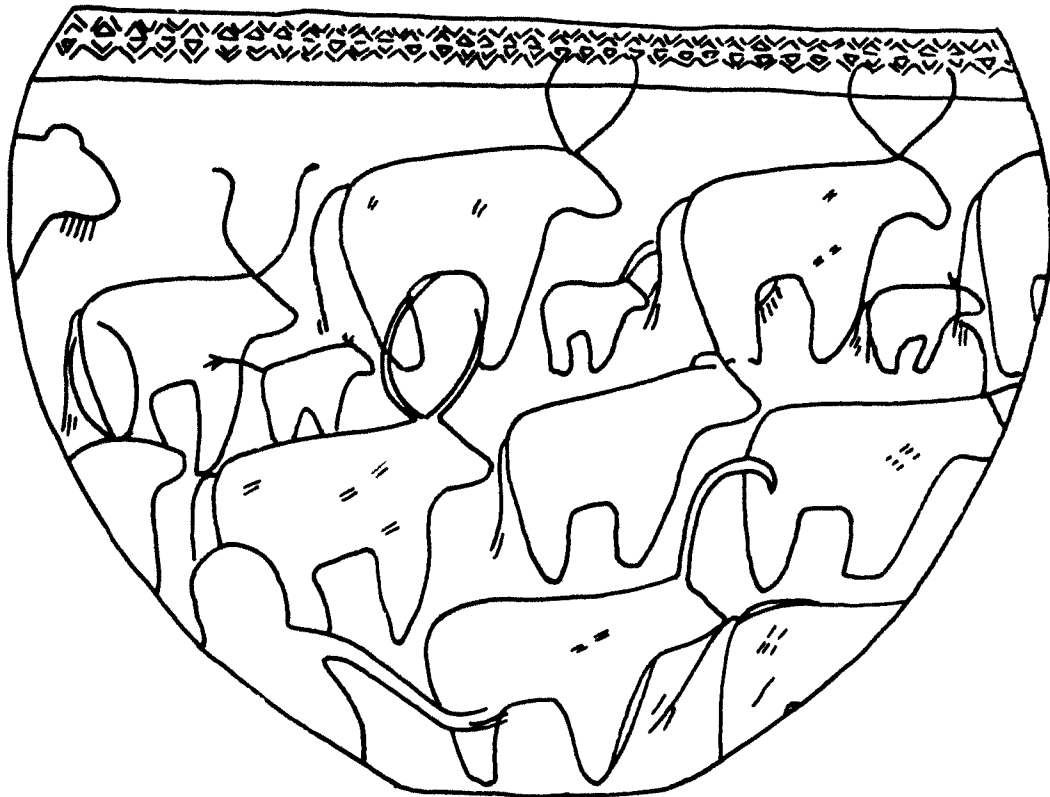


Figure 9. The decoration on the Chicago cattle bowl

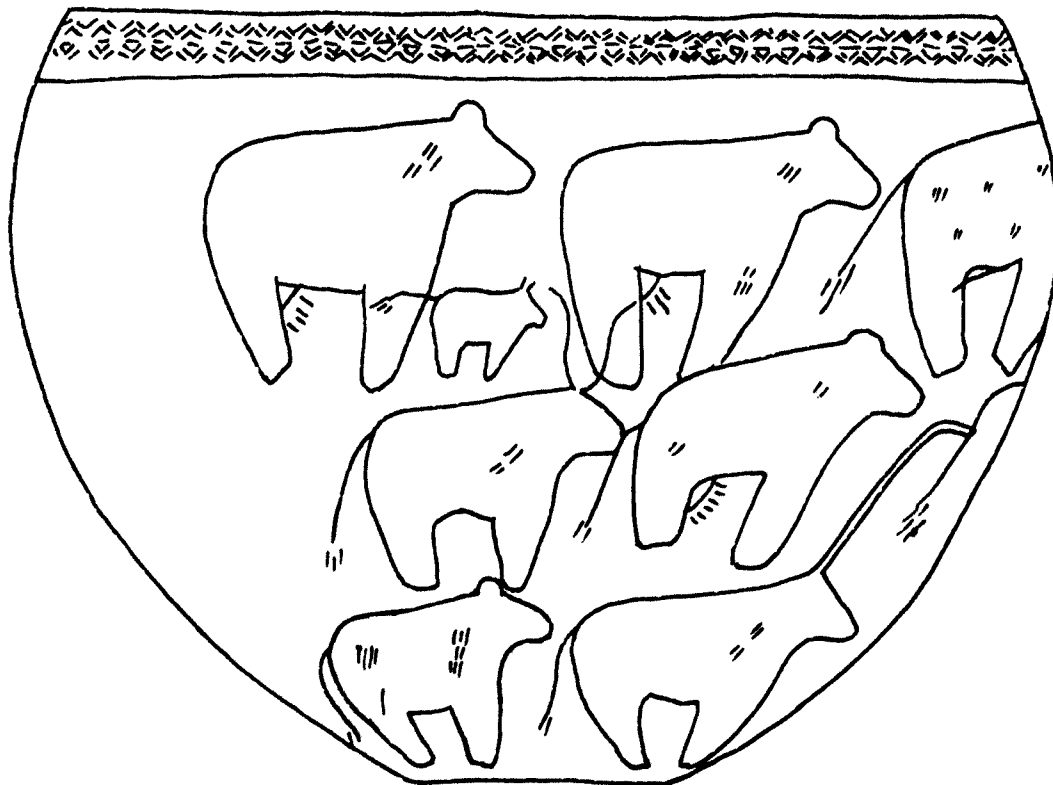
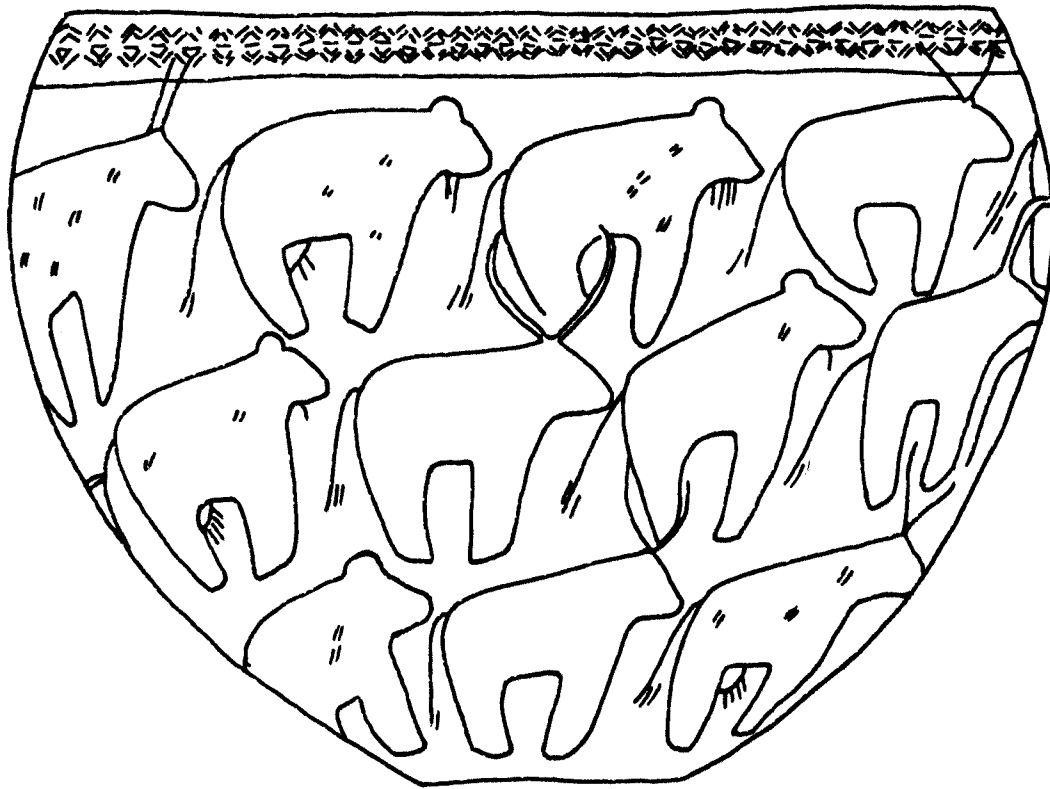


Figure 10. The decoration on the Chicago cattle bowl (*continued*)

One of the two joined fragments shows two running ibexes (23008). The second fragment, cut in C-Group style, shows part of a large figure of a woman from the shoulder down: a small triangular upper part of a torso is joined at its apex to the area of the hips, where a wide skirt extends to the rear. The lower part of the calves are shown as contiguous inverted right triangles that protrude below the skirt; the feet are not shown. Although there are minor differences, this figure compares closely with those of women on C-Group pottery and in rock drawings of Lower Nubia.<sup>10</sup> Perhaps the closest parallel was found at Aksha on the bowl with "dancing" women;<sup>11</sup> these figures have the triangular torso, the hips thrusting backward, and the triangular legs that are found on our figure, but the legs on these figures are depicted within the skirt.

Some features of this stela might be considered evidence that, like the stela with the ship, this stela was cut from stone into which the figures had previously been carved: the incisions vary in depth, the figures vary in orientation, and the bow is of archaic type. Bows otherwise known in C-Group are curved simply. Thus the hunting scene is not certainly characteristic of A-Group, though the woman is certainly carved in C-Group style. Although these fragments were found in C-Group burial circles, their many alien features make them difficult to interpret as parts of a C-Group stela. If they do originate in this way, the stela was probably cut from a section of cliff that had been decorated previously—as was the stela from T39.

The figurines and the cattle on the stelae introduce us to a consistent style, in which simplification and stereotyping are combined with identificatory details. In the representations on the more elaborate pottery vessels this style is more clearly seen.

#### INCISED POTTERY

Although not always highly developed, incised representations of figures are often found on jars, placed there both before and after firing.<sup>12</sup> These figures include cattle,<sup>13</sup> other herbivores,<sup>14</sup> ostriches,<sup>15</sup> men,<sup>16</sup> and women with the same proportions as those of the figurines;<sup>17</sup> and, although rare, there are ensembles of figures engaged in herding<sup>18</sup> and hunting.<sup>19</sup> One incised bowl showing women (dancing?) was discovered by an Indian expedition.<sup>20</sup> The most impressive examples of such decorations were found at Adindan by the Oriental Institute.

10. Emery and Kirwan, *Excavations and Survey between Wadi es-Sebua and Adindan*, pl. 24, XXI and XXIII; Martin Almagro Basch and Martin Almagro Gorbea, *Yacimientos situados en la orilla oriental del Nilo entre Nag Kolorodna y Kars Ibrim (Nubia Egipcia)*, Estudios de arte rupestre Nubio, vol. 1, Comité español de Excavaciones Arqueológicas en el Extranjero, Memorias de la Misión Arqueológica en Egipto, vol. 10 (Madrid: Ministerio de Asuntos Exteriores, Ministerio de Educación Nacional, 1968), p. 257, fig. 265. Curiously, no figures of this type were recovered in the Scandinavian concession; see Hellström, *The Rock Drawings*.

11. B. Lal, "Indian Archaeological Expedition to Nubia, 1962: A Preliminary Report," in *Fouilles en Nubie, 1961-1963* (Cairo: Organisme générale des imprimeries gouvernementales, 1967), pl. XXXVII.

12. Bietak, *Chronologie*, pls. 7 (IIA/23β), 12 (IIB/17). Steindorff, *Aniba*, pt. 1, pls. 56, 1-7, 9, 11-12; 57. Emery and Kirwan, *Excavations and Survey between Wadi es-Sebua and Adindan*, pl. 24.

13. Emery and Kirwan, *Excavations and Survey between Wadi es-Sebua and Adindan*, pl. 24, XXI; Steindorff, *Aniba*, pt. 1, pls. 56, 6, 9; 57, 1.

14. Steindorff, *Aniba*, pt. 1, pl. 56, 3-4.

15. *Ibid.*, pl. 57, 3, 5, for example.

16. Emery and Kirwan, *Excavations and Survey between Wadi es-Sebua and Adindan*, pl. 24, XXI; Steindorff, *Aniba*, pt. 1, pl. 57, 1.

17. Emery and Kirwan, *Excavations and Survey between Wadi es-Sebua and Adindan*, pl. 24, XXI, XXIII; Steindorff, *Aniba*, pt. 1, pls. 56, 7; 57, 2-4, 10.

18. Emery and Kirwan, *Excavations and Survey between Wadi es-Sebua and Adindan*, pl. 24, XXI; Steindorff, *Aniba*, pt. 1, pl. 57, 1.

19. Steindorff, *Aniba*, pt. 1, pl. 65, 49 (also illustrates dewlaps on cattle and the shape of the human head).

20. Lal, "Indian Archaeological Expedition to Nubia 1962: A Preliminary Report," pp. 97-118, pl. XXXVII; N. Y. Merpert, "Raskopki Mogil'nika Nag-Nabruk v 1963 g.," in *Arkheologiya Starogo i Novogo Sveta*, ed. V. M.



*Cairo Journal d'entrée 89989*

The Cairo cattle bowl (pls. 17B, 20, 47), from T230, is decorated with three rows of stylized cattle. These consist of large bulls, smaller cattle (some without horns, the head being marked by a lump, or rounded projection), cows, distinguished by udders, and calves, usually beside the cows. The bowl's background and the details, presumably spots, on the torsos of the animals consist of rows of nail impressions.

*Chicago 23452*

The Chicago cattle bowl (pls. 17A, 19, 46, figs. 9–10)—a somewhat smaller, finer vessel found in T223—has a black top and interior and a red exterior. As on the Cairo bowl, bovines are shown in what are basically three rows; however, these rows are less rigid than on the Cairo bowl, and in one place the top two rows are broken up by two animals so that the animals appear to be in a herd. A crack across the bottom, which seems to have appeared during the decorating process, has been closed but can still be seen; over the cracked area an animal that looks like an elephant has been incised.

The animals look much the same as those on the Cairo bowl but are even more stylized. The body and legs are simplified into a molar-shaped mass; the background is filled with rows of impressions made by a finely cut stamp and thus has a finer and less obtrusive pattern than does the background of the Cairo bowl. The spots on the bodies, made by a few stamp impressions, are in smaller areas and are less prominent than on the Cairo bowl.

*Sherd with Incised Cattle*

Rows of hornless cattle shown in the same manner as on the two incised bowls also appear on a sherd (pl. 48B) of heavy polished red pottery.

## REPRESENTATIONS OF CATTLE

## DETAILS OF CATTLE

Although thoroughly simplified, the representations of cattle contain details that distinguish individual cattle and sexes and form a basis for distinguishing certain groups.

Dewlaps are shown on at least some of the cattle of all four kinds shown on the bowls. Most cattle have only one, but the largest animal on the Chicago bowl has four. Cows are clearly indicated by diagonal or curved lines representing udders, on which shorter diagonal lines represent teats. Tails are shown as a single line and usually end in small tufts, depicted by only a few strokes; a few tails have thicker tufts. One calf on the Chicago bowl is shown switching its tail. The only interior detail, which is shown on most of the cattle, consists of groups of strokes that might represent spots.

## KINDS OF CATTLE

There are four kinds of cattle, distinguishable by the condition or shape of their horns. Since the first two kinds of horns, discussed below, are shown on cattle of all different ages and of either sex, the variations in horns probably represent breeds rather than age, sex, or some kind of intentional deformation, though this last was certainly practiced on cattle in Nubia.<sup>21</sup>

Masson and N. Y. Merpert, *Akademiya Nauka SSSR, Institut Arkheologii* (Moscow: Izdatel'stvo "Nauka," 1966), p. 236, fig. 16, shows a sherd with a similar scene of dancing women holding hands.

21. Herbert Ricke, Keith C. Seele, and Edward F. Wente, *The Beit el Wali Temple of Ramses II*, Oriental Institute Nubian Expedition, vol. 1 (Chicago: University of Chicago Press, 1967), pl. 9.

*Lyre-Horn*

Cattle with tall, lyre-shaped horns are shown on the Chicago bowl and on one of the stelae (T101, pl. 97). They also occur elsewhere in C-Group representation.

*Single-Curve Longhorn*

Many of the horned animals on the Cairo and Chicago bowls have tall horns with an even, single curve; the horns are normally slightly tapered and their tips almost meet. These cattle also appear on stelae and as a pot mark (fig. 10F).

*Forward-Curve Longhorn*

Several animals on the Chicago bowl are shown with long horns that curve forward just below the tip. As this is a feature of both mature and immature animals it is probably a natural one.

*Hornless*

While the horned cattle have horns projecting from the smooth profile of the forehead, the hornless cattle have only a prominent lump there. The latter are numerous on both the Cairo and the Chicago bowls and are also shown on the aforementioned sherd. They do not occur on earlier stelae.

*Unusual animal*

An animal that cannot be recognized as bovine is depicted on the Chicago bowl over an area that has been cracked and resealed. With an appendage curved above its head and a protuberance in front, it could be an elephant, though such animals are not supposed to have been in this area.

Three of these kinds of cattle—the lyre-horn, the single-curve longhorn, and the hornless—correspond to three of the five types known in contemporary Egypt, but on the basis of the stylized representations we cannot be certain whether the hornless cattle depicted in C-Group art correspond to their Egyptian counterparts or are, instead, cattle that have been dehorned.<sup>22</sup> The cattle with the tall horns that curve forward pose problems, but such animals are well known in Saharan rock drawings.<sup>23</sup>

22. Wafik Ghoneim, *Die ökonomische Bedeutung des Rindes im alten Ägypten* (Bonn: Rudolf Habelt Verlag, 1977). He enumerates five major kinds of cattle in representations (pp. 47–69, esp. p. 49). Of these, two are short-horn varieties not found in the representational evidence here. Problems with the hornless cattle are reviewed on pages 64–69. The problem of identification is not resolved by the written records, which refer to *iw3* and *wndw* cattle (pp. 90–92). At Meir, the cattle led by the probable C-Group herdsmen are identified as *iw3* (Blackman, *Meir*, vol. 1, pl. IX; idem, *Meir*, pt. 2, pl. XI; idem, *Meir*, pt. 3, pl. IV—Ukhhotep, son of Ukhhotep). These include cattle that have long lyre-shaped horns or deformed lyre-shaped horns and those that are hornless. See also J. Ulrich Dürst, *Die Rinder von Babylonien, Assyrien und Ägypten und ihr Zusammenhang mit den Rindern der alten Welt: Ein Beitrag zur Geschichte des Hausrindes* (Berlin: G. Reimer, 1899), pp. 21ff.; Pierre Montet, “Les boeufs égyptiens,” *Kémi* 13 (1954): 43–58.

23. Although rock art of the so-called bovine style in the Sahara is often not of sufficient detail for the distinguishing of types, some of it is quite clear. Horn types found there include lyre-horn (Henri Lhote, *A la découverte des fresques du Tassili* [Paris: B. Arthaud, 1958], color pl. III, Jabbaren; Jean-Dominique Lajoux, *The Rock Paintings of Tassili* [Cleveland and New York: World Publishing Co., 1963], Tin Tazrift, fig. on p. 119; Fabrizio Mori, *Tadrart Acacus: Arte rupestre e culture del Sahara preistorico* [Turin: Giulio Einaudi, 1965], p. 191, fig. 106—with a man running nearby whose physique is remarkably like those of the Meir herdsmen from Uad Kessi, see also pp. 194–95, figs. 112–13, from In Eidi), single-curve (oversemicircular) longhorn (Lhote, *A la découverte des fresques du Tassili*, color pl. III, fig. 28; Lajoux, *The Rock Paintings of Tassili*, pp. 102, 160–61, Jabbaren; Mori, *Tadrart Acacus*, p. 190, fig. 104–5, Van Muhuggiag and Teshuinat, p. 191, fig. 106, Uad Kessi, p. 200, fig. 122, Ti-n-Lalan), forward-curve longhorn (Lhote, *A la découverte des fresques du Tassili*, fig. 28, right, pl. III, left center; Mori, *Tadrart Acacus*, p. 176, fig. 85, Wadi Kessan, p. 181, fig. 93, and p. 184, fig. 96, Uan Amil—some almost appear to be shorthorns), longhorn (Lhote, *A la découverte des fresques du Tassili*, fig. 28, pl. III; Mori, *Tadrart Acacus*, p. 175, fig. 84, Uad Ekki), shorthorn (Mori, *Tadrart Acacus*, p. 186, fig. 99, Uan Amil), and hornless (Lhote, *A la*




Figure 11. Postfiring pot marks on Egyptian pottery. The giraffe on T227:l is not shown.

## POT MARKS

Postfiring marks (fig. 11, table 47) are not as common on the pottery of the C-Group at Adindan as elsewhere, and they tend to be less elaborate.<sup>24</sup> Some are simple marks, the interpretation of which is less than clear. Others are hieroglyphs that are more or less garbled. The three hieroglyphic signs on the pot from T138 (Gardiner, N14, F31, and D36[?]) are arranged so that the star and the *ms* sign together could be considered meaningful, but whether that meaning would be Egyptian or whether it has some other significance cannot be determined. Representational motifs include a bovine with head inclined and an unidentifiable horned herbivore that is shown with a carnivore that has a broad tail. Most interesting are an ostrich with wings extended and a giraffe in the act of running. Each of these motifs is a very summary representation and is related to the stylized drawing of the cattle bowls and to C-Group incision elsewhere.

Table 47.—Register of Pot Marks

<i>Locus</i>	<i>Remarks</i>
T138:1	3 hieroglyphs, fig. 10A
T149:3	Inverted semicircle and cross, fig. 10B
T205:1	Horned herbivore and carnivore, fig. 10C
T227:1	"Semaphore" and giraffe (pl. 83d)
T246:2	Uncertain, fig. 10D
K72:2	Bovine, fig. 10F
K86:1	Inverted ka and crossed lines, fig. 10G
U2:2	Ostrich, fig. 10E

## CONCLUDING REMARKS

C-Group two-dimensional representational art known heretofore is remarkable for its simplicity. In this culture, scenes of herding or hunting, steatopygous women, standing cattle, running dogs, and birds make up a group of figures that have been reduced to a few essential features; they are often little more than stick figures with elements added that can be used for identification, such as the dewlaps and the patterns on some of the cattle.

The three-dimensional art is confined to small clay figures of cattle and humans (mostly steatopygous women). The process of intentionally modifying the natural appearance of a figure in a manner consistent enough to call *stylization* becomes more obvious: the globelike head, the

*découverte des fresques du Tassili*, fig. 28, pl. III; Lajoux, *The Rock Painting of Tassili*, pp. 106, 111, 120–21, Sefar, p. 119, Tin Tazrift; Mori, *Tadrart Acacus*, p. 175, fig. 84, Uad Ekki, p. 184, fig. 96, Uan Amil, p. 202, fig. 124, In Eidi). Most of the herds represented in the publications listed in these citations are of mixed kinds of cattle, like those of the cattle bowls and the paintings at Meir. The kinds of cattle in Nubia and the Sahara that correspond to each other are the lyre-horn, oversemicircular horn, forward-curve longhorn, and hornless.

For detailed discussion of the deformed-horn cattle see Paul Huard, "A propos des bucrânes à corne déformée de Faras," *Kush* 12 (1964): 63–81. See also H. T. B. Hall, "A Note on the Cattle Skulls Excavated at Faras," *Kush* 10 (1962): 58–62.

24. Steindorff, *Aniba*, pt. 1, pl. 65; F. Ll. Griffith, "Oxford Excavations in Nubia," *University of Liverpool Annals of Archaeology Issued by the Institute of Archaeology* 8 (1921): pl. XIV; here the elaboration of pot marks is comparable.

impressed slashes used to indicate features, the conical neck on a streamlined birdlike upper torso above the huge mass of the hips, and the detail such as jewelry and tattoos, possibly of identificatory significance, that was picked out by incision or impressed.

The material from Adindan does not greatly increase the number of either two- or three-dimensional representations. However, the quality of certain pieces is such that a C-Group style is clearly recognizable. The cattle bowls are well executed; obviously, had the makers been striving for versimilitude they could have easily produced a much more accurate outline. Instead, cattle continue to be reduced to their essentials but are depicted in an especially striking and graceful way with various details added to identify breeds, sexes, and, possibly, individuals. The deliberate reduction of the contours to simple curves parallels the simplification of the female figures, one of which is modeled at the waist in a way that shows that it could have had more realistic proportions had its maker so chosen.

Thus, the drawings on the Chicago and Cairo cattle bowls, and on the Chicago sherd, and the modeling of the figures connect the various incisions and figures of C-Group into an art, with a set of preferences in representation that we can actually call style. The male head, particularly, does not show as summary a treatment of a face as do the female figures but is a complex and forceful stylization that places it with the Cairo and Chicago cattle bowls at the forefront of C-Group representation and in a select company of masterpieces of African art.



## 5

## PAN GRAVE AND KERMA REMAINS

BURIALS, deposits, and objects of Pan Grave and Kerma cultures were mentioned in chapter 1.<sup>1</sup> They did not indicate a large-scale occupation, but they did help fill the IIB gap in the C-Group occupation. Aside from the shapes of the Kerma beakers from K57, which demonstrate a connection with Kerma K IV,<sup>2</sup> only one piece of direct evidence helps place this Kerma–Pan Grave occurrence chronologically—the C-Group III grave in Cemetery K that actually cut into a round Pan Grave.<sup>3</sup>

## KERMA GRAVES

Two Kerma graves were found (K57, K88, figs. 38, 45) adjacent to each other, south of the main group of Cemetery K. One had the basic superstructure that usually marks Kerma burials (K/1), but the major Kerma indication for both tombs was the preparation for a bed, i.e., the holes excavated at each corner of the broad rectangular shaft (K/5).<sup>4</sup> The only distinctive objects associated with the two tombs were the pots in K57 (pl. 94): a characteristic Kerma jar and four tulip-shaped beakers (K/7), which had the profile characteristic of the second tomb in the great series at Kerma, K IV.<sup>5</sup> (K88 contained only two sherds and a few beads.) The pottery vessels were made with the methods used for the C-Group and Pan Grave vessels but had an ash temper (spongy appearance, irregular fragments of carbon, grey ashy particles, and voids), rather than a dung or earth temper, and a striking black top with ashy-colored band below, all of which are characteristic of Kerma vessels. In one case the black top had been augmented with graphite.<sup>6</sup>

Table 48.—Kerma Graves

<i>Tomb</i>	<i>Superstructure (K/1)</i>	<i>Shaft holes (K/5)</i>	<i>Kerma jar</i>	<i>Beaker (K/7)</i>
K57	--	X	1	4
K88	X	X	--	--

1. See pp. 11–12.

2. George A. Reisner, *Excavations at Kerma, Parts IV–V*, Harvard African Studies, vol. 6 (Cambridge, Mass.: Peabody Museum of Harvard University, 1923), p. 336, fig. 228; p. 356, fig. 237. Compare this volume, pl. 94. The jar on pl. 69D from K86 (not a Kerma tomb) can be compared with p. 363, fig. 243, nos. 18–19.

3. See above, p. 13, no. 2.

4. Manfred Bietak, *Studien zur Chronologie der nubischen C-Gruppe: Ein Beitrag zur Frühgeschichte Unter-nubients zwischen 2200 und 1550 vor Chr.*, Berichte des Österreichischen Nationalkomitees der UNESCO-Aktion für die Rettung der nubischen Altertümer, vol. 5, Österreichische Akademie der Wissenschaften, Phil.-hist. Klasse, Denkschriften, vol. 57 (Vienna: Hermann Bohlaus Nachf., 1968), pp. 117–27, gives a list of the characteristics of Pan Grave and Kerma cultures, cited henceforth only by number.

5. See n. 2.

6. For remarks on this pottery, see Reisner, *Kerma IV–V*, pp. 328–30. Reisner credits the high polish to a process of double firing, the first time to keep the shape, and the second time to fire the burnished slip and black top and interior. However, on p. 326 he calls the Kerma fine pottery wheel made, which is hardly the case. See also, Hans-Åke Nordström, *Neolithic and A-Group Sites*, Scandinavian Joint Expedition to Sudanese Nubia, vol. 3 (Uppsala: Scandinavian University Books, 1972), pp. 65–66, H4.15.

Table 49.—Pan Graves

Locus	Super- structure	Shaft (P/1)	Pottery					C-Group	Horns or skulls (P/15)	Wristlet P/16	Shells <i>Nerita</i> P/17	Human Sacrifice
			Stones over shaft (P/5)	(P/7 $\gamma$ )	(P/7 $\beta$ )	(P/8a)	(P/14)					
K 51	--	X	--	--	--	--	--	--	--	X	--	--
K 74	--	--	X	X	X	--	X	X	X (horn)	--	--	--
K 92	--	--	--	X	--	--	--	X	X	--	--	--
K 93	--	X	--	--	--	--	--	--	--	X	--	--
K 94A	--	X	--	--	--	--	--	--	--	X	--	--
K 95	--	X	--	--	--	--	--	--	--	X	--	--
K 96	--	--	--	--	--	--	--	X	X	--	--	--
K 97	X	X	--	--	--	--	--	--	--	--	--	--
K 98	X	X	--	--	--	--	--	--	--	X	X	--
K 99	X	X	--	X	--	--	--	--	X	X	--	X?
K 100	X	X	--	--	--	X	--	--	--	--	--	--
K 101	--	--	--	--	--	--	--	--	--	--	--	--
K 102	--	--	--	--	X	--	--	--	--	--	--	--
T 220	--	X	--	--	--	--	--	--	--	--	--	--
K 82 (P/6)	--	--	--	--	--	--	--	--	X	--	--	--



## PAN GRAVES

Although a few Pan Graves were found in and near the main cemeteries of K and T, the only group of them was a small patch near Cemetery K. As noted above, a part of the patch was dated earlier than C-Group III by the fact that K94B, a tomb of C-Group III, cut K94A, a Pan Grave.<sup>7</sup> One tomb, K99, contained what might have been a human sacrifice (K/4).

Most Pan Graves lacked superstructures, and all but a few had circular shafts (P/1) typical of that culture. One nearly rectangular shaft (K74, fig. 43) was covered by stone slabs (P/5). Although Pan Grave pottery in the distinctive broad-bottomed shapes so well known in that culture occurred fairly frequently in the cemetery, only five of the tombs contained the characteristic bowls.<sup>8</sup> C-Group pottery also occurred with these graves. Three graves contained the skulls or horns of animals painted with dots (P/15), and K74 contained a ram's horn. A deposit, K82, contained rows of gazelle skulls painted with red and black stripes (pl. 131).

Although *Nerita* shells, usually associated with the Pan Graves (P/17), were not commonly found in the Pan Graves at Adindan, the pierced rectangular plaques of freshwater shell that were used to make the well-known Pan Grave wristlets (P/16) were common in the Pan Graves associated with K (table 43).

Although Pan Grave pottery was found in several graves, the vessels are not sufficiently numerous to initiate a classification. As noted above, the pottery was made by the same methods as those used for C-Group, but there are some important differences in the key choices made by the potter. First, the clay is poorly sorted or temper normally includes earth (as evidenced by irregular voids, remains of small pebbles, etc.) with or instead of dung. Second, the walls are very much thinner (except on the rectangular bowl) than those of C-Group and the shapes are broad bottomed or baggy; both characteristics were imitated by the C-Group in phase III. Major kinds of the Pan Grave pottery include the heavy rectangular bowl with decoration incised on the interior (P/14, fig. 43), the black-topped bowl with incised line below the rim (P/7, pl. 93E-H; here the rims are only slightly thickened, if at all), the black-topped bowl with incised band below the rim (P/7γ, pl. 93M), the bowl with incised hatching or cross-hatching (P/12, pl. 93A), and the bowl with a band of hatching/cross-hatching below the rim (P/8a, p. 93I).<sup>8</sup>

7. See above, n. 3 and p. 13, n. 2.

8. In addition, Pan Grave sherds occurred occasionally in the C-Group cemeteries proper; see, e.g., pl. 93A-B. For remarks on Pan Grave pottery, see Nordström, *Neolithic and A-Group Sites*, pp. 50 (fabric 1b), 60 (H1. old), and 65 (H4. 11f). However, the pottery called dung tempered by Nordström seems here to have a less regular temper, which is probably earth.



## 6

## CONCLUSION

CEMETERIES K, T, and U yielded the second largest amount of C-Group material in Egyptian Lower Nubia after Aniba. Yet it might be asked what, apart from the addition of new art objects of remarkable interest, the study of these cemeteries has shown us.

The excavation was undertaken not as a part of a long-range research plan but as an emergency rescue of two seasons duration; the Cemeteries K, T, and U were excavated in only a few weeks of those seasons. The value of such rescues has been questioned because they do not provide answers for the kinds of questions commonly being asked by archeologists at present. Perhaps the best response to such questioning and the chief value of such efforts do not lie simply in the materials recovered, which are sometimes spectacular, but in the requirement that we excavate to uncover all of the available evidence whether or not it reflects on problems of current interest. In satisfying such a requirement *we* do not control the excavation, the persons no longer living “control” it by having placed the things they made in the way they did. Thus, we are challenged to interpret materials we did not select—to abandon the prejudices of our own time and culture and to seek to understand the remains left by people long dead, solely on their own terms. We are excavating and interpreting an entirely different world, created by others out of the same physical universe as ours but in terms of meanings we have not conferred and choices we have not confronted and by means of instrumentalities we did not create and which are generally incompletely preserved.

In the interpretation and understanding of cultures that have left no written records to speak of, we were faced with two preliminary problems: classification and chronology, which play major roles in a publication of this kind. To deal with the problem of classification we have tried to distinguish original, intentional groups according to the appearance of objects and evidence of techniques that lay before us. Groups were distinguished in the material according to distinctions or relations that could be readily detected,<sup>1</sup> and which could have been present only because they were intended to be there. Groups of things produced by repeated intentional acts and intuitively recognizable were considered forms<sup>2</sup> (and groups of forms). The second problem, chronology, was approached by means of the history of forms as a typological history, though the chronological changes may also be detected by external means, such as in the cartographic argument of Kaiser and Bietak. Although historical and stratigraphic information can also be used, each of these kinds of information is in fact created on the ground of fundamental typological change, which can be used alone as the history of forms.

The preliminary sorting of objects by forms, which are phenomena created by intentional acts, leads to their interpretation, a task that ultimately confronts us but that is not a primary focus of a report of this type. Each form represents a complete intentional act, or series of acts; it is, in effect, a statement by the actor, expressed in relation to the whole range of possible acts, the meaning of which the actor, among others, could understand. This final task is thus

1. That is, something that appears (phenomenon); if a distinction cannot be readily seen, it cannot be used to classify the intentional products of human origin, because they depend on being readily distinguished for their very existence.

2. This use of *form* is special here; nothing prohibits making a form out of some part of the universe by conferring a value on it—even without physically altering it.

hermeneutic, a decipherment of the intentions represented by objects. One approach might begin with a series of situation analyses that attempt to trace progress toward an intended result as intention, expressed by means of techniques, modifies objects and materials.<sup>3</sup> Though less complex, each of the objects, materials, and techniques used along the way is also a statement, an intention, and can be interpreted in the same way as the completed object.

As we said above, we have not tried to attain a complete interpretation. It has already been shown by Bietak that, despite a good deal of cross-trading, the C-Group, Pan Grave people, Kermans, and Egyptians can be distinguished from each other by means of their pottery, burial customs, and—sometimes—location. This beginning was effective, especially when we realize that these cultures were maintained in relation to each other over some period of time in close geographical proximity.

In the descriptions of the cemeteries and of the pottery and other objects a number of situations have been pointed out that should help the effort to comprehend. Examples of these situations include the creation of cemeteries, the plundering of tombs, the manufacture of C-Group pottery, and the intentions of the potters as represented by the various pottery groups and the kinds of Egyptian pottery present. In addition, the cemeteries provided a major opportunity to check many features of Bietak's chronology.

The most important point to make is that the Bietak chronology for IB, IIA, and III is confirmed at Adindan. If we add the fact that burial features of IIB that began in IIA are also shown to be later than earlier IIA, then the chronological position of IIB may also be said to be at least partly confirmed. Indeed, the chronology may be somewhat elaborated. Among the various tombs that can only be called IIA, certain traits can be distinguished as early and certain others as late, thus allowing for a partial subdivision of IIA. Phase III may have an early and a late subphase. Finally, a *rishi* mask from a tomb no later than IIA indicates a synchronism between that phase and the Seventeenth Dynasty.<sup>4</sup>

The materials in these cemeteries provide evidence for reexamining larger aspects of C-Group life other than the situation analyses discussed above. Perhaps the most obvious theme in C-Group life is its relative simplicity. The C-Group people seem to have obtained their varied results from relatively few basic materials—clay, cattle and their products, and a few shells—and from trade. Indeed, pottery and leather objects seem to be the most complex of their known manufactures. We have already discussed their pottery, therefore only their cattle and trade need be reviewed, since evidence of each of these features combined objects of different kinds.

It would appear from repeated representations in C-Group art that cattle raising was a major focus of C-Group life. This idea has been denied,<sup>5</sup> or at least played down, on ecological grounds, but other evidence—the number of cattle horns and skulls noted in the cemeteries, the dung temper of the pottery, and the large amount of (probably) cowhide leather from Cemetery T—reinforces the impression given by C-Group art that cattle were of very special importance.

3. This situation analysis has led us to reject the basic classification of pottery by "wares" as is now customary, since the features used to classify the material are separated from each other by one or more steps in the manufacturing process, often do not depend upon one another, and often are interchangeable. This does not mean that there is no such thing as a "ware," but it does mean that the word has a special significance and it should be used with special groups of objects (e.g., Arretine, Meissen, or Wedgewood) if it is not to lose all meaning. All pottery cannot be classified into "wares" unless it is simply lumped together as "earthenware."

4. The earliest *rishi* coffin can be dated to the Seventeenth Dynasty, that of Nubkheperre Inyotef (XVII/1). Jürgen von Beckerath, *Untersuchungen zur politischen Geschichte der Zweiten Zwischenzeit in Ägypten*, Ägyptologische Forschungen, vol. 23 (Glückstadt and New York: J. J. Augustin, 1965), p. 282, XVII/1/14.

5. W. Y. Adams, *Nubia, Corridor to Africa* (Princeton: Princeton University Press, 1977), pp. 152–54.

Other herbivores appear in representations and (less often) as sacrifices, and their hides may have been used for sandals; but nowhere is the emphasis as strong as it is on cattle. The use of cattle dung in almost all of the pottery indicates a close relationship with cattle that Egyptian, Pan Grave, and earlier A-Group pottery do not reflect. The repeated representation of cattle on pottery and on stelae also indicates that cattle were much more than a source of food and clothing, and—possibly—of trade goods, that they were of important cultural value as well. Since the C-Group lived in close contact with the Egyptians and later on with the other groups of Nubia, this value was maintained despite a knowledge of other ways of life.

Though self-consciously pastoralists, the members of the C-Group were far from isolated. Apart from hair rings and pottery, the products they made for themselves were not outstandingly attractive or varied. They include the various kinds of pottery, a few items of leather clothing, sandals, hair rings, bracelets, rings, shells altered to hold galena, small palettes, and a few mortars. Ostrich-eggshell beads were probably manufactured locally from imported eggshells, as were fans or plumes from imported body feathers; the raw materials for these things were imported from the south during the heyday of the Kerma culture (Late II–E. III). A few seashells were imported for use as raw materials. Other kinds of objects were made specifically for burials. The remainder, consisting of numerous pots, all of the metal, glass, faience, and stone beads, and rare culturally distinctive objects such as stone vessels, scarabs, and the *rishi* mask were imported as manufactured goods from Egypt.

Trade must have been fairly strong and long lasting to have touched as many lives as is indicated by the remains in the cemeteries. Furthermore, it had some patterns. Egyptian objects in tombs of IB and IIA include beads (which are mostly of faience) and pottery. Although this pottery was enough prized to be often reused later, sometimes after having been repaired, only early Middle Kingdom types are represented here. Beads continued as a trade item, but the flow of pottery ceased, and through most of the IIA period (ca. 1900/1850 to ca. 1650) Egyptian trade goods were virtually confined to beads. In IIB times we see imported bronze and copper weapons for the first time.<sup>6</sup> Though these were often antiques (probably taken from tombs in Egypt), repaired and altered by the C-Group, the fact of their appearance is so remarkable that they are a dating criterion for IIB; however, the date of manufacture might have been considerably earlier.<sup>7</sup> It is hardly surprising that the period of weapons imports was also that of Nubia's independence from Egypt in the Hyksos age; indeed, bronze or copper in any form was rare in the C-Group before that time. It is tempting to see in the absence of bronze and copper weapons before IIB the hand of Egyptian policy. We know, however, that the C-Group had bows; had there been a prohibition against their burial?

The relatively simple trade attested by the Egyptian goods from Lower Nubia need not have been supported by a complex of local products. One obvious export from Nubia was labor, and emigrants are especially attested as soldiers in Egypt, particularly in the First Intermediate Period and early Middle Kingdom.<sup>8</sup> Since Egypt had direct access to Upper Nubia during the

6. Manfred Bietak, *Studien zur Chronologie der nubischen C-Gruppe: Ein Beitrag zur Frühgeschichte Unter-nubiens zwischen 2200 und 1550 vor Chr.*, Berichte des Österreichischen Nationalkomitees der UNESCO-Aktion für die Rettung der nubischen Altertümer, vol. 5, Österreichische Akademie der Wissenschaften, Phil.-hist. Klasse, Denkschriften, vol. 57 (Vienna: Hermann Bohlaus Nachf., 1968), pl. 13 (IIB/2a,β, IIB/23), pp. 112–13.

7. Ibid. See Percy Newberry, *Beni Hasan, Part II*, Archaeological Survey of Egypt, vol. 2 (London: Kegan Paul, Trench, Trubner and Co., 1893), pl. V, bottom register; the crescentic axe with single opening is already present at the beginning of the Middle Kingdom. Maurice Dunand, *Fouilles de Byblos*, vol. 2, Bibliothèque archéologique et historique, vol. 24, Etudes et documents d'archéologie, vol. 3 (Paris: Librairie d'Amérique et Orient Adrien Maisonneuve, 1954), p. 299, fig. 330; p. 301, fig. 333; p. 302, fig. 334.

8. Unlike Asiatics, however, they do not commonly appear in the known lists of slaves, despite the fact that they are

Middle Kingdom, the more exotic products of the far south could not have played a role in trade with Lower Nubia. However, cattle of apparently Nubian origin seem to be depicted at Meir, and another possible export could have been animal hides.

### ASPECTS OF C-GROUP HISTORY

As is well known, settlement in Nubia and the Sudan does not present the comparatively unified sequence of occupations found in Egypt after the Predynastic Period. Rather, it presents a number of more or less internally coherent groups of material whose historical and cultural connections with each other are not self-evident. Some of these groups are essentially chronologically distinct, such as the C-Group, New Kingdom, Meroitic, and X-Group/Christian. Others, in Lower Nubia, are at least partly contemporary, such as the fourth millennium Khartoum Variant, Abkan, and A-Group and the second millennium C-Group, Kerma, Pan Grave, and Egyptian or the first millennium Jebel Moyan and Napatan/Meroitic farther south. Thus, Nubia and the Sudan present an archeological picture that more closely resembles the prehistoric Lower Egyptian cultures than the well-defined prehistoric-historic sequences of Upper Egypt and Dynastic Egypt and the Near East.

We are faced with a number of problems when confronting materials in Nubia. First, contemporary materials from different cultures must be distinguished when they occur at the same location, a problem effectively solved by the phenomenological analysis of Bietak. Second, relations among contemporary cultures must be understood, whether or not materials from these cultures occur in the same location. Third, the questions of continuity and internal history must be faced, the latter part of the task effectively begun by Bietak for the C-Group.

Much of the writing about C-Group, Pan Grave, and Kerma remains has concentrated on the question of their continuity with earlier and later materials. In the C-Group, however, we see a people whose burial customs contrast strongly with those of the preceding A-Group on the one hand and the succeeding New Kingdom in Nubia on the other. For example, the tight little circles and the deposit of pottery outside the superstructure, characteristic of C-Group burials, are details that differ completely from those normally present in burials of the preceding and immediately succeeding phases.

The material culture of the A-Group gives an impression of much greater sophistication than does that of the C-Group. At Qustul, contacts can be traced to Palestine and the Sudan.<sup>9</sup> Locally manufactured objects include stone pendants and beads of the highest quality, as well as stone palettes and stone mortars. The A-Group does not give the impression of being as uniform a culture as the C-Group. Class distinctions were readily apparent in A-Group graves, distinctions not found in the C-Group before IIB times. The material remains of the C-Group are thus substantially less elaborate and specialized than those of the A-Group, the earlier culture.

---

mentioned in the execration texts. W. C. Hayes, *A Late Middle Kingdom Papyrus in the Brooklyn Museum* (Brooklyn, N.Y.: Brooklyn Museum, 1955), pp. 91–98. Of more than 70 slaves, including more than 40 Asiatics, none are Nubians. Long lists of persons from Nubia are cursed in the Sixth Dynasty. They should be early C-Group. They do not seem to be slaves though some, especially the overseers of the *šnw*, have Egyptian names and titles. See Abdel Moneim Abu-Baku and Jürgen Osing, "Achtungstexte aus den Alten Reich," *Mitteilungen des Deutschen archäologischen Instituts, Abteilung Kairo* 29 (1973):97–134; Jürgen Osing, "Achtungstexte aus den Alten Reich (II)," *ibid.* 32 (1976): 133–86, esp. 158–64.

9. See Bruce Williams, *The A-Group Royal Cemetery of Ta-Seti at Qustul: Cemetery L*, Excavations between Abu Simbel and the Sudan Frontier, Keith C. Seele, Director, pt. 1, Oriental Institute Nubian Expedition, vol. 3 (Chicago: Oriental Institute, forthcoming), ch. 2.

Difference in Egyptian policy may have played some role in the history of the A-Group, as it did in that of the C-Group. The rich and varied A-Group culture, cut off in full flower during the earliest part of the First Dynasty,<sup>10</sup> became impoverished, and disappeared; and it has been a matter of some controversy whether there was any local culture at all in Lower Nubia after the period of that dynasty.

The C-Group, on the other hand, was still new in Nubia when the Eleventh Dynasty reunified Egypt. Its subsequent conquest by Egypt in the Twelfth Dynasty did not remove the members of this group, it only subjugated them. Contacts with Egypt after the conquest were intensive but limited to trade in pottery and beads; the trade in pottery soon ended. The C-Group was at the same time both protected and imprisoned by Egypt. Without access to the elaborate panoply of Egyptian civilization while at the same time being protected from external challenge, it was thrown upon its own resources.

With the collapse of the Middle Kingdom the C-Group was thrust into a vastly more complex situation. Egyptian settlers did not leave; rather, they seem to have intensified their settlement.<sup>11</sup> Also, a new group, the Medjay, which the Semna dispatches indicate were putting pressure on the frontier, entered Lower Nubia and Egypt in some numbers. If this incursion is represented by the Pan Graves, the Medjay were not associated with cattle breeding but with goats and sheep. From the number of weapons found with their burials in Egypt (especially when this number is compared with the number of weapons found with Egyptian burials), fighting must have played a significant role in their lives. Distinct identifying characteristics of the Pan Grave people are the pottery of poorly sorted clay with simple decoration<sup>12</sup> and the simple graves, most of which are round, often associated with painted animal horns and often containing wristlets made of rectangular plaques.

The fourth group to be found in Lower Nubia was in many ways the most remarkable. The Kermans had consolidated at Kerma (Kush) and Sai Island (Shaat) during the time of the late Middle Kingdom Execration Texts. After the collapse of Egyptian power, Kush became the wealthiest place in Nubia, with Shaat apparently close behind; Kushites eventually ruled as far as the First Cataract. The presence of Kermans as overlords was felt north of the Second Cataract. Kermans appear, buried in ones or twos, in cemeteries north of Mirgissa, and they appear at Adindan in Cemetery K.

The C-Group adopted a number of traits from the Pan Grave and Kerma people. Some of these traits that began in IIA but were most characteristic of IIB, such as the ostrich feathers and the burial of cattle and goats' heads, appeared at Adindan before the end of IIA. However, many other traits of IIB did not appear there, and it seems that the Adindan cemeteries, the only large C-Group cemeteries on the east bank of the Nile (in Egyptian Nubia), ceased to be used by the C-Group in Late IIA. During the gap between the IIA and III occupations a Pan Grave cemetery was begun near K. Two Kerma burials of the same period were noted south of the cemetery, along with two wealthier Pan Graves.

10. Hans-Åke Nordström, *Neolithic and A-Group Sites*, Scandinavian Joint Expedition to Sudanese Nubia, vol. 3 (Uppsala: Scandinavian University Books, 1972), p. 18.

11. Bruce Williams, "Archaeology and Historical Problems of the Second Intermediate Period" (Ph.D. diss., University of Chicago, 1975), pp. 599–626 and esp. 631–32.

12. Bowls with bands below the rim (P7, P8) were found in Upper Nubia—for example, at Kerma but not in the great tombs of Cemetery K. George A. Reisner, *Excavations at Kerma, Parts IV-V*, Harvard African Studies, vol. 6 (Cambridge, Mass.: Peabody Museum of Harvard University, 1923), p. 362, fig. 241; idem, *Excavations at Kerma, Parts I-III*, Harvard African Studies, vol. 5 (Cambridge, Mass.: Peabody Museum of Harvard University, 1923), p. 35, fig. 10. For other examples of rim-band decoration see Brigitte Gratien, *Les cultures Kerma: Essai de classification*, Publications de l'Université de Lille III (Lille, 1978), p. 149, fig. 41, called early Kerma.

In the course of phase III, dating to the latest Second Intermediate Period and the earliest New Kingdom, Adindan was resettled by the C-Group. The major feature of the period was the progressive abandonment of many features that had distinguished the C-Group earlier. The manufacture and decoration of the incised bowl became increasingly less skillful and organized, and such vessels finally ceased to be made. The black-topped bowl was given new shapes, and its surface changed. The new shapes and other new features of the black-topped bowl were those found in the Pan Graves. Types of bowl formerly excluded from burials occasionally appeared there. The superstructure of tombs was loosened (Kerma feature K/1), changed in shape, and finally eliminated. At Adindan the culture remained fairly coherent, but, as elsewhere, the cross-adoption of features led to burials that appear to be a *Mischkultur*.<sup>13</sup> In K86, for example, a Kerma jar was found with a C-Group bowl and jar in a Kerma-shaped grave. The major change that took place in phase III seems to have been the adoption of Kerma and Pan Grave traits for both pottery and burial customs.

The mixing in Lower Nubia of cultures from Upper Nubia was later accompanied by a rapidly accelerating Egyptianization of many burials. Although many "transitional" elements can be cited from other sites, burials in which Egyptian customs were used in coherent ways soon appeared in Cemetery K at Adindan and elsewhere.<sup>14</sup> We know that the Nubians did not disappear, but they did cross-trade cultural traits in Lower Nubia to the extent that it is often not possible to distinguish C-Group, Pan Grave, or Kerma burials in the cemeteries.<sup>15</sup> Further, they adopted Egyptian objects and burial customs to such an extent that only minor features of the burials identify the burials as local. Clearly, by the time of Thutmose III's early years, most of the inhabitants of the valley in Lower Nubia, whatever their genetic background, had ceased to be identifiable C-Group or Pan Grave and now made use of material goods originating in the wider culture of the New Kingdom.

13. Bietak, *Chronologie*, pl. 18.

14. William Kelly Simpson, *Heka-Nefer and the Dynastic Material from Toshka and Arminna*, Publications of the Pennsylvania-Yale Expedition to Egypt, no. 1 (New Haven and Philadelphia: Peabody Museum of Natural History of Yale University and University Museum of the University of Pennsylvania, 1963), pp. 1–27, esp. p. 27.

15. Important exceptions can be cited, see Appendix; Torgny Säve-Söderbergh, "Preliminary Report of the Scandinavian Joint Expedition: Archaeological Investigations between Faras and Gemai, November 1961–March 1962," *Kush* 11 (1963): 57. Pilgrim flasks were found both in Sudanese Nubia and behind Qustul. In Bruce Williams, *Oriental Institute Nubian Expedition*, vol. 6 (Chicago: Oriental Institute, forthcoming), ch. 1, we will discuss reasons why these should be dated late in the reign of Thutmose III at the earliest.



## APPENDIX

Although Emery and Kirwan found rather few sites of the C-Group, they appear to have located Cemetery T (Cem. 224) and Cem. 226, both described as plundered,<sup>1</sup> and a settlement, of which they made no description other than to note that it had floors. Neither 224 nor 226 seem to have been placed correctly on their map; 226 had been placed in the mouth of a wadi, and no traces of it were visible in that location to the members of Seele's expedition. It may be that 226 was actually Cemetery K.

The exploration done by the second survey resulted in the discovery of many C-Group sites in the area, most of which were isolated tombs or small patches of graves on the higher desert. Many contained evidence of late date.<sup>2</sup> While we do not wish to repeat the evidence or enter into an extended discussion of it, the following table gives an approximate summary of the dates, which can be determined by comparing evidence in the report on the survey with criteria established by Bietak.<sup>3</sup> The available evidence makes clear that at least 234:1, 244:3, and 242 belong to IIB; 229, at least, contained evidence of New Kingdom date. During IIB and New Kingdom times, C-Group customs did not disappear from the area, but they did retreat to the desert and to Ballana and remained there even during the period of intense Egyptianization in the early New Kingdom.

Table 50.—Tombs in the Abu-Simbel–Adindan District

<i>C-Group</i>	<i>Cem. T</i>	<i>Cem. K</i>	<i>Cem. U</i>	<i>Adindan</i>	<i>Qustul–Gebel Ada</i>	<i>Ballana</i>
IA	X	X	--	--	--	243?
IB	X	X	--	--	--	253
IIA	X	X	--	--	--	253
IIB	Pan?	Kerma, Pan		234:1	244:3	242
III	X	X	X	231, 235, 236	--	--
N.K.*	--	--	--	229	233	248
					244	256 (+Pan)
					245	

\* C-Group tradition

1. Walter B. Emery and L. P. Kirwan, *The Excavations and Survey between Wadi es-Sebua and Adindan*, Service des antiquités de l'Égypte, Mission archéologique de Nubie 1929–1934 (Cairo: Government Press, Bulaq, 1935), pl. 69 and p. 479.

2. H. S. Smith, *Preliminary Report of the Egypt Exploration Society's Nubian Survey* (Cairo: General Organization for Government Printing Offices, 1962), pp. 9–39, henceforth cited only by number. Apart from the wheel-made brown pottery described from many of the sites, there were burial chambers and at least one chapel (242 and 244:3).

3. See ch. 2.



## REGISTER OF LOCI

The first line of each entry gives the tomb number, proposed relative date (Bietak divisions), and stratigraphic relationships, if any.

Quoted material is taken from the burial record sheets.

### SUPERSTRUCTURE AND SHAFT

It is assumed that any superstructure is round unless described otherwise. Information about any abnormalities or breaks in the circumference, usually related to plundering, is also included. Dimensions are given in the order of diameter, height, and thickness of walls.

The first element of the shaft gives its orientation. The orientation is determined not only by the absolute direction of the axis but also by the general axial direction of the shaft in relation to the other shafts in the cemetery. (Precise orientation can be obtained from plates 2 and 3.) The second element gives the shape of the shaft as viewed from above; the third, maximum dimensions (in the order of length, width, and depth). Unless otherwise noted, the depth is measured from the top of the preserved superstructure.

### C-GROUP FEATURES

#### SUPERSTRUCTURE

<i>IA/1</i>	2.00 m or less in diameter, 1.00 m in height
<i>IB/1</i>	3.00 m or less in diameter, not as high as <i>IA/1</i>
<i>IIA/1</i>	3.00–4.00 m in diameter
<i>IIB/1</i>	More than 4.00 m in diameter; probably indicates a <i>IIB</i> date or, at the earliest, possibly a <i>IIA</i> date
<i>III/1</i>	No superstructure; indicates a <i>III</i> date
<i>III/2</i>	Oval or other variation

#### SHAFT

<i>IA/2</i>	SE–NW (river E–W); in Bietak, also <i>IB/2</i> , <i>IIA/4</i> , <i>III/5</i>
<i>IIA/5</i>	NE–SW (river N–S); in Bietak, also <i>IIB/8</i> , <i>III/6</i> ; indicates at least a <i>IIA</i> – <i>III</i> date; with superstructure, probably L. <i>IIA/B</i>
<i>III/5</i>	SE–NW, revival of this orientation in <i>III</i>
<i>III/6</i>	NE–SW, continuation of this orientation into <i>III</i>

### PAN GRAVE FEATURES

<i>P/1</i>	Circular shaft
<i>P/2</i>	Sand hole; shaft is not dug into <i>gebel</i>
<i>P/5</i>	Stone slabs over burial in shaft
<i>P/6</i>	Separate deposit hole

### KERMA FEATURES

<i>K/2</i>	SE–NW (river E–W), rectangular
<i>K/3</i>	NE–SW (river N–S), rectangular
<i>K/5</i>	Bed burial

## BURIAL POSITION

The position of the body, if preserved, is indicated by a code. The elements of the code are separated by slashes. The first element gives the orientation of the burial and is determined by the direction of the head (N, S, E, SE, etc.). The second element is a single letter indicating whether the body was on its right (R) or left (L) side. The third element is the code for the position of the legs:

1. Legs straight
2. Legs slightly contracted, angle of thigh to back less than 20°  
(Codes 1 and 2 were unused)
3. Legs partly contracted, thighs 20°–45°
4. Legs partly contracted, thighs 45°–75°
5. Legs semicontracted, thighs 75°–90°
6. Legs contracted, thighs 90°–135°
7. Legs tightly contracted, thighs over 135°
8. Anomalous

The fourth, and last, element gives the position of the arms and hands; it applies only to those burials which were placed on their side:

1. Arms extended straight down
2. Arms bent, hands before base of pelvis
3. Arms bent, hands before chest or upper part of pelvis
4. Arms bent, hands before face
5. Arms bent, hands on face
6. Anomalous

Minor modifications of these codes will be individually explained, as will each example of anomalous position; most of the latter appear to be due to disturbance. A dash indicates that there was inadequate evidence for any determination of the original position to be made.

The age and sex of each body which was preserved sufficiently for a determination to be made are given on the same line(s) with the burial information.<sup>1</sup> A dash indicates that there was inadequate evidence to make a determination. No physical anthropologist accompanied the expedition during the season of 1962/63 when T1–T12 and U1–U4 were excavated.

## OBJECTS AND PRACTICES

Virtually all of the vessels found in their original contexts are represented in one location or another except for the black-topped bowls, which were too numerous and stereotypical to justify complete representation here. All black-topped vessels have the shape code cited, which gives the contours and proportions; those not represented also have the diameter indicated, which gives the size, other dimensions being proportional.

## C-GROUP POTTERY

*Incised bowls (see ch. 2, table 11)*

Phase IA	No pottery found in situ
Phase IB	Represented by <i>IB/4–10</i> ; materials dated to IB–E.IIA
Phase IIA	Represented by <i>IIA/7–22</i> ; materials dated to IIA and later
Phase III	Represented by <i>III/10–11,17</i>

1. See ch. 3, n. 21.

*Black-topped bowls*

Phase IA	No pottery found in situ
Phase IB	New bowls indistinguishable from those of IIA
Phase IIA	<i>IIA/24</i>
Phase III	<i>III/15-16</i>

*C-Group jars*

Phase IIA	<i>IIA/23</i>
Phase IIB	<i>IIB/17-18</i>
Phase III	<i>III/18</i>

*Egyptian jars*

Phase IB	A Dynasty XI type occurs that should be IB in date; no Bietak designation
Phase IIA	<i>IIA/26 (zir)</i>

## OTHER FEATURES IN C-GROUP TOMBS

<i>P/15</i>	Bucrania or horns; date contemporary with Pan Grave; L. IIA or later
<i>K/4</i>	Human sacrifice
<i>K/13</i>	Ostrich feathers; date contemporary with Kerma N Cemetery and later; L. IIA and later
<i>K/14</i>	Burial of quadruped in shaft; contemporary with Kerma N Cemetery and later; L. IIA and later
<i>IIA/25</i>	Female figurine, steatopygous type
<i>IIB/21</i>	Female figurine of IIB type, simplified type
<i>IIB/10</i> or <i>III/8</i>	Partial or complete burial of pottery in shaft

## FEATURES FOUND IN PAN GRAVES

<i>P/7</i>	Black-topped bowl with black rim set off by incised line
<i>P/8</i>	Black-topped bowl with band of incised decoration below rim
<i>P/14</i>	Rectangular bowl
<i>P/16</i>	Rectangular shell plaques for wristlets
<i>P/17</i>	<i>Nerita</i> shells

## FEATURES FOUND IN KERMA BURIALS

<i>K/7</i>	Standard beaker; here indicates a K IV date
<i>K/8</i>	Round-based bowl; here indicates a K IV date; a Kerma jar from a Pan Grave in Cemetery K is not specifically numbered

## CHRONOLOGICAL CODES

Italicized codes in parentheses give the Bietak feature number of the trait or object just preceding.<sup>2</sup> In the case of features dating to phases IA, IB, or IIA, the Bietak code used gives the date of the earliest appearance of those features and does not necessarily indicate the date of the tomb. Features associated with later times are given a Bietak designation according to the date which they help establish.<sup>3</sup> Following are some of the more important codes used.

2. Manfred Bietak, *Studien zur Chronologie der nubischen C-Gruppe: Ein Beitrag zur Frühgeschichte Unter-nubiens zwischen 2200 und 1550 vor Chr.*, Berichte des Österreichischen Nationalkomitees der UNESCO-Aktion für die Rettung der nubischen Altertümer, vol. 5, Österreichische Akademie der Wissenschaften, Phil.-hist. Klasse, Denkschriften, vol. 57 (Vienna: Hermann Bohlaus Nachf., 1968), pp. 92-127.

3. See pp. 2-8.

**ABBREVIATIONS**

Beads are designated by material:

ost. egg.	ostrich eggshell
(lt.) bl.	(light) blue
gn.	green
blk.	black
dk.	dark (contaminated)
gl.	glasslike
fa.	faience
car.	carnelian
di.	diorite
blk. st.	unidentified black stone
dk. st.	unidentified dark stone
hem.	hematite
am.	amethyst
gar.	garnet
Au	gold
Ag	silver
Cu	copper

## REGISTER OF LOCI

127

## REGISTER

T1 III

Superstructure: None (*III/1*)Shaft: NE-SW (*III/6*), rectangular with rounded corners,  $1.40 \times 0.63 \times 0.48$  m

Burial: —

Body: —

Objects:

a. Side by side at NE end of shaft (*III/8*) (E-W)

1. Alabaster ointment jar

21423

pl. 119B

2. C-Group jar, III-E

21398

pl. 62A

b. In shaft

3. Animal bones (*K/14*)

n/a

T2 III

Superstructure: None (*III/1*)Shaft: NE-SW (*III/6*), rectangular with rounded corners,  $1.32 \times 0.50 \times 0.60$  m

Burial: N?

"juvenile male"\*

Objects:

a. In shaft, NE end (*III/8*)1. Incised C-Group jar, III-B/*iv,v*

21444

pls. 58I, 67G

b. Also in shaft

2. Shell, *Etheria*

samp.

pl. 113A

\* No physical anthropologist accompanied the expedition during the season of 1962/63 when T1-T12 were excavated.

T3 III

Superstructure: None (*III/1*)Shaft: N-S (*III/6*), oval,  $1.60 \times 0.97 \times 1.07$  m

Burial: N/R/5/d

"mature male"

Objects:

a. In shaft, under head of body

1. 2 hair rings, B1

21427

pls. 109J, 112F

b. In shaft, uncertain location

2. Perforated disc of clay

21429

3. Beads

21425

a. Bl. gl., size 1

100

b. Ost. egg., size 1

23

c. Ost. egg., size 2

1

4. Grindstone

21426

c. In shaft, W of knee of body

5. Shell

disc.

6. Bovine horn (*P/15*)

disc.

T4 A. IB; B. III (T4 cut by T5 and T6, and crossed by T138)

Superstructure:  $3.15 \times 0.77 \times 0.88$  m (*IIA/1*)Shafts: A. ESE-WNW (*IA/2*), oval,  $1.50 \times 0.75 \times 1.70$  mB. ESE-WNW (*III/5*), oval,  $1.40 \times 0.75 \times 1.40$  m

Burials: A. —

Bodies: A. —

B. E/L/5/b? (*III/4*), head

B. —

dislocated, lower arms

disturbed

## Objects:

*a.* N and NE of superstructure (apply to shaft *A*)

- |  |       |              |
|--|-------|--------------|
| 1. Incised bowl to N, I-B/2c ( <i>IB/4β</i> )  | 21446 | pls. 6E, 23C |
| 2. Incised bowl to NE, I-B/2c ( <i>IB/4β</i> ) | 21445 | pls. 6F, 23D |
- b.* In shaft *B*
- |  |       |               |
|--|-------|---------------|
| 3. Egyptian jar, VI-E2, reused ( <i>III/8</i> )  | 21500 | pls. 75F, 81F |
| 4. Parts of sandals  | disc. |               |
| 5. 2 fragments of upper parts of stelae<br>( <i>IA/4</i> , reused) from debris ( <i>P/5?</i> ) | disc. |               |
| 6. Beads and pendant   | samp. |               |
| <i>a.</i> Blk. gl., size 1   | 83    |               |
| <i>b.</i> Rhomboid bone pendant  | 1     | pl. 1151      |

## T4 or T5

## Object:

*a.* NE of superstructure of T4

- |  |        |         |
|--|--------|---------|
| 1. Incised bowl in sherds, I-B/17a<br>( <i>a.d.</i> , 8di) ( <i>IIA/18</i> ) | sherds | pl. 86E |
|--|--------|---------|

## T5 E. IIA (cuts T4)

Superstructure:  $2.00 \times 0.71 \times 0.58$  m (*IA/1-IB/1*)Shaft: SE-NW (*IA/2*); oval; outer dimensions, ca.  $1.40 \times 0.70$ ; inner,  $1.10 \times 0.40 \times 1.40$  (to surface) m

Burial: — "mature-senile"

## Objects:

*a.* NE of superstructure (N-S)

- |                          |       |               |
|--------------------------|-------|---------------|
| 1. Incised bowl, I-D/25d | 21443 | pls. 17D, 49A |
| 2. Egyptian jar, VI-C    | 21442 | pl. 76B       |
- b.* In shaft
- |                             |       |          |
|-----------------------------|-------|----------|
| 3. Beads (from debris)      | samp. |          |
| <i>a.</i> Bl. gl., size 1   | 2     |          |
| <i>b.</i> Bl. fa., size 2   | 2     |          |
| <i>c.</i> Ost. egg., size 3 | 13    |          |
| 4. Sandals, form III-B      | 21542 | pl. 108H |
- c.* Unknown location
- |                      |       |  |
|----------------------|-------|--|
| 5. Fragment of stela | disc. |  |
|----------------------|-------|--|

## T6 IB (cuts T4?)

Superstructure:  $3.15 \times 0.60 \times 0.70$  m (*IIA/1*)Shaft: SE-NW (*IA/2*), rectangular with rounded ends,  $1.30 \times 0.80 \times 1.30$  m

Burial: — Body: —

## Objects:

*a.* NE of superstructure (N-S)

- |  |         |              |
|--|---------|--------------|
| 1. Incised bowl, I-B/2b ( <i>IB/4a</i> ) | 21469   | pls. 6C, 23A |
| 2. Black-topped bowl, II-B2              | 15.0 cm | 21470        |
| 3. Black-topped bowl, II                 | 7.2 cm  | 21531,       |
|  |         | n/a          |

## T7 IIA

Superstructure: Ca.  $2.70 \times 0.50 \times 0.70$  m (*IB/1*)Shaft: SE-NW (*IA/2*), rectangular with rounded corners,  $1.40 \times 0.60 \times 0.70$  m

Burial: — Body: —



## REGISTER OF LOCI

129

## Objects:

*a.* From superstructure?

1. Fragments of stela disc.

*b.* E of superstructure (discovered in 1963/64, attribution probable)

2. Incised bowl, I-B/9a (IIA/8) 24278 pls. 8A, 27A

## T8 E. III

Superstructure: None (III/1)

Shaft: NE-SW (III/6)

Burial: E/R/4-5/c, wrapped in leather senile female

## Objects:

*a.* In shaft, on body

1. Lozenge-shaped pattern of beads 21536

a. Ost. egg., size 1 ca. 150\*

b. Bl. gl., size 1 ca. 20\*

2. Bracelet, small barrels, Ag (3.5 × 2.9 mm) 14 21516 pl. 117F

3. Anklet 21514

a. Bl. gl., size 1

b. Ost. egg., size 1

4. Leather 21565

a. Part of wrapping with roll stitching

b. Part of pierced-"mesh" garment

*b.* In debris in shaft

5. Beads 21536

a. Ost. egg., size 1

b. Bl. gl., size 1

\* Total number of beads in pattern on body and in debris.

## T9 IIA (abuts on T12)

Superstructure: 2.55 × 0.70 × 0.60 m (IB/1)

Shaft: ESE-WNW (IA/2), irregular oval, 1.20 × 0.45 (E)-0.80 (W) × 0.80 m

Burial: E?/— mature female

## Objects:

*a.* E of superstructure

1. Incised bowl, I-B/22 (IIA) 21473 pls. 16G, 45A

2. Black-topped bowl, II-B1 17 cm 21474

*b.* In shaft

3. Incomplete shell disc.

## T10 IB/IIA (crossed by T7, abuts on T9 and unnumbered tomb)

Superstructure: 3.00 × 0.50 × 0.45-0.60 m (IB/1-IIA/1)

Shaft: SE-NW (IA/2), rectangular with rounded corners, 1.30 × 0.85 × 0.90 m

Burial: E? (legs in W)/— Body: —

## Objects:

*a.* In shaft

1. Beads 21534

a. Dk. gl., size 1 89

b. Car., size 1 6

2. C-Group jar, III-E/ii (displaced, plunderer's tool) 21501

3. Sandals, disintegrated disc.

## T11 Pre-C-Group

## T12 A. IB/IIA; B. III (abuts on T9)

Superstructure: Irregularly shaped, no dimension clear, ca.  $3.00 \times 0.45 \times 0.50$ – $1.00$  m

Shafts: Shaft A largely obliterated by shaft B

A. ESE–WNW (IA/2),  $? \times ? \times 0.50$  m

B. ESE–WNW (IA/2 or III/5), oval–rectangular with rounded ends,  $1.45 \times 0.65 \times 0.85$  m

Burials: A. —

A. —

B. E/L/5/f (hands on chest)

B. Juvenile female, less than 15 years

Objects:

a. In shaft, on body

1. Part of necklace, beads

a. Rings, Ag (single sheet)

156

21518

b. Car., size 1

5

c. Gar. ball ( $5.7 \times 4.0$  mm)

1

2. Girdle of 20 cowrie shells

21509a pl. 118C

3. 2 bracelets, B1, on left hand

21509b pl. 110A

b. In shaft A

4. Sherds of “black-topped” pottery  
(plunderer’s tool?)

disc.

T13–30 Numbers not assigned

## T31 IIA

Superstructure: Small gap to W,  $3.68 \times 0.77 \times 0.42$ – $0.85$  m (IIA/1)

Shaft: SE–NW (IA/2), rectangular with rounded ends,  $1.82 \times 1.02 \times 1.58$  m

Burial: —

Body: —

Objects:

a. Inside superstructure to S

1. Sherd of incised bowl, I-B/16b (IIA/9,  
plunderer’s tool)

sherd pl. 86D

2. Sherd of “cup”

disc.

## T32 IIA

Superstructure:  $2.16 \times 0.48 \times 0.45$  m (IB/1)

Shaft: SE–NW (IA/2), rectangular with rounded ends,  $1.10 \times 0.50 \times 1.30$  m

Burial: —

infant, 2–3 years

Objects:

a. E of superstructure

1. Incised bowl, I-B/20c (IIA/22 var.)

23306 pls. 16A, 43A

b. In shaft

2. Beads, bl. gl., size 1 (very small and  
fine)

ca. 340

23302

c. Uncertain location, probably from superstructure

3. Fragment of stela with incised cattle  
(IA/4, reused)

23222 pl. 109A–B

## T33 III

Superstructure: None (III/1)

Shaft: SE–NW (III/5), rectangular with rounded ends,  $1.98 \times 0.97 \times 0.95$  m

Burial: —

adult female

## REGISTER OF LOCI

131

- Objects:  
 a. In debris  
 1. Beads, ost. egg., sizes 1-3 101 23300
- T34 IIA  
 Superstructure:  $2.45 \times 0.47 \times 0.35-0.73$  m (*IB/1*)  
 Shaft: SSE-NNW (*IA/2*), rectangular with rounded ends,  $1.15 \times 0.69 \times 1.40$  m  
 Burial: — infant, ca. 1 year  
 Object:  
 a. SE of superstructure  
 1. Inverted incised bowl, I-B/9b (*IIA/8*) 23312 pls. 9G, 30B
- T35 Pre-C-Group
- T36 IB/IIA  
 Superstructure:  $2.25 \times 0.26 \times 0.30-0.65$  m (*IB/1*)  
 Shaft: SE-NW (*IA/2*), oval,  $1.15 \times 0.65 \times 1.10$  m  
 Burial: — infant, ca. 1 year  
 Objects:  
 a. Probably in shaft  
 1. Shell bracelet, A, mended in antiquity 23301 pl. 110M  
 2. Part of sandal, post-New Kingdom, intrusive samp.  
 3. Sherd of V-C? (plunderer's tool) sherd pl. 91A
- T37 IIA (cut by T38 and T136)  
 Superstructure: Incomplete,  $? \times 0.64 \times 0.30-0.45$  m  
 Shaft: SE-NW (*IA/2*), rectangular with rounded ends,  $1.28 \times 0.75 \times 1.27$  m  
 Burial: E/L/6/d?, partly disturbed 7 1/2-8 1/2 years  
 Objects:  
 a. E of superstructure  
 1. Inverted incised bowl, I-C/17a (8di,14a) (*IIA/18*) 23308 pls. 14E, 39B
- T38 L. IIA fig. 12  
 Superstructure: Gap to NW and one to E-SE,  $2.74 \times 0.63 \times 0.43-0.66$  m (*IB/1*)  
 Shaft: SE-NW (*IA/2*), rectangular with rounded ends,  $1.66 \times 0.81 \times 1.52$  m  
 Burial: — Body: —  
 Objects:  
 a. NE of superstructure  
 1. Perforated disc of clay samp.  
 b. Row of objects NE of superstructure (S-N)  
 2. Inverted incised bowl, I-B/9a (*IIA/8*) 23309 pls. 8B, 27C  
 3. Black-topped bowl, II-B2 16.5 cm 23317 pls. 53C, 56A  
 4. Incised C-Group jar, III-B2b/ii (*IIA/23*)\* 23329 pls. 66A, 73A  
 5a,b. Bovine horns (*P/15*) disc.  
 c. Outside superstructure, N of T45, displaced  
 6. Egyptian jar, VI-E1 (Late M.K., reused) 23323 pls. 75G, 81G  
 d. Uncertain location, outside superstructure  
 7. Seeds samp., n/a

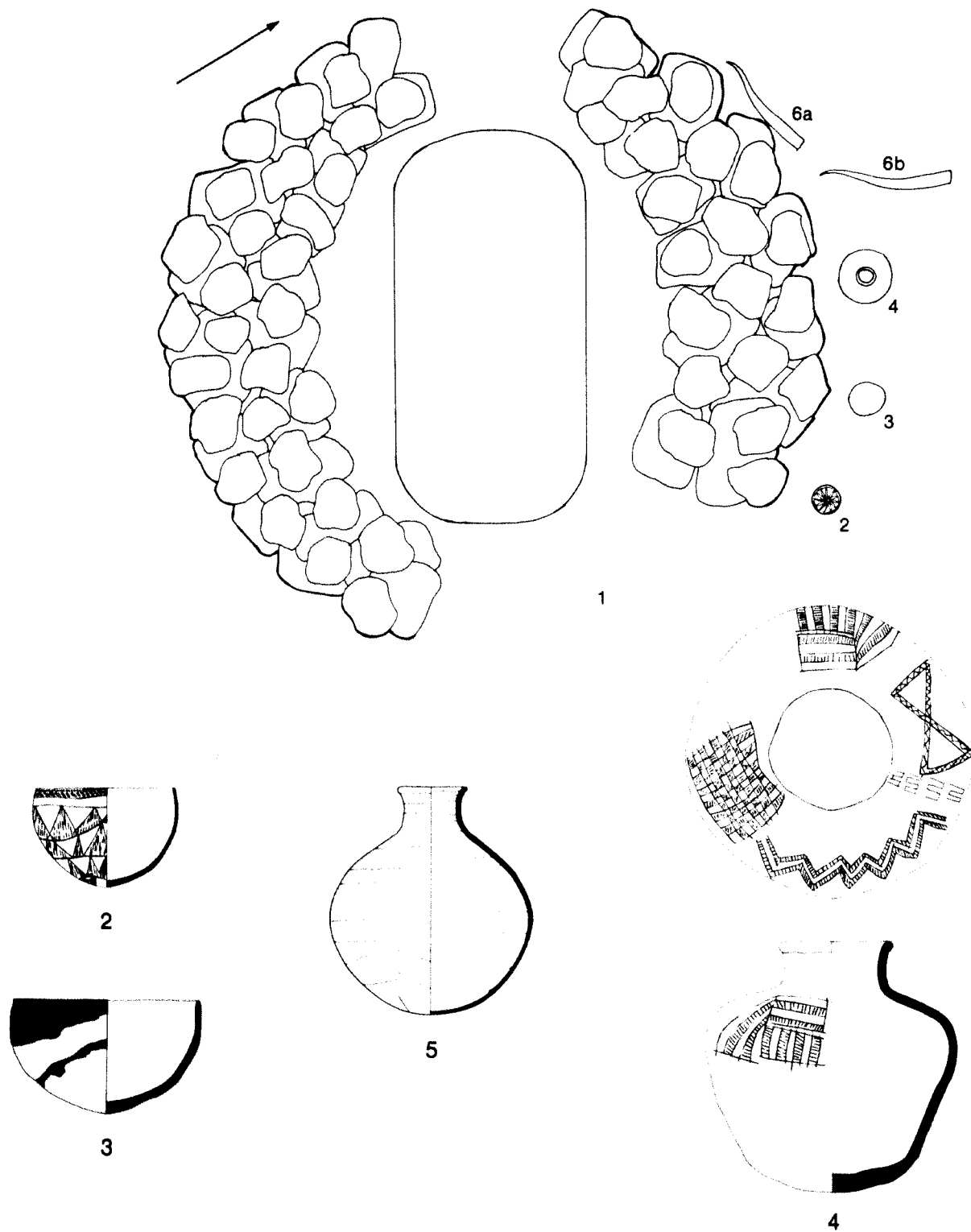


Figure 12. T38. Precise location of no. 5 uncertain.

## REGISTER OF LOCI

133

Ca. 1.20 m SE of T38, 1.00 m from unnumbered tomb to SE

## Objects:

## a. Surface

1. Incised bowl, I-C/9a (IIA/8)

24263

pls. 8C, 27B

2. Sherds

disc.

\* Precise location uncertain.

## T39 IIA

Superstructure: Not intact to W-NW-N,  $2.25 \times 0.45 \times 0.35-0.65$  m (IB/1)Shaft: SE-NW (IA/2), rectangular with rounded ends,  $1.24 \times 0.73 \times 1.25$  m

Burial: E/R/5/c, wrapped in leather adult female

## Objects:

## a. NE of superstructure (N-S)

1. Inverted black-topped bowl, II-B1 14.5 cm 23315

2. Inverted incised bowl, I-B/9a (IIA/8)

23447

pls. 8D, 27D

## b. In superstructure

3. 3 fragments of stela with incised cattle  
and ship (IA/4, reused)

23303

pls. 95-96; fig. 8

## c. In debris inside superstructure

4. Sherds of black-topped bowl, II-A4 13 cm

24294

## d. In shaft

5. Beads

23360

a. Bl. gl., size 1

6

b. Blk. gl., size 1

193

6. Leather with pattern; had been placed  
on head

disc.

## T40 L. IIA

Superstructure:  $2.70 \times 0.80 \times 0.20-0.78$  m (IB/1)Shaft: E-W (IIA/5), rectangular with rounded ends,  $1.43 \times 0.77 \times 1.70$  mBurial: E/R/4-5 (disturbed)/c-d juvenile female,  
(disturbed) ca. 14 years

## Objects:

## a. E and W of superstructure at a distance

1a,b. Skulls of 2 bovines (P/15)

disc.

## b. E of superstructure (S-N)

2. C-Group jar, III-G2b

23324

pls. 66B, 73B

3. Inverted black-topped bowl, II-A2 16.5 cm

23319

pl. 52D

## c. In shaft, at or near body

4. Ivory bracelet, B2, near neck

23363

pl. 110E

5. 2 hair rings (1 mended in antiquity),  
B1, near chest

23364

pls. 109K, 112H

6. Sandals, 1 on left foot

disc.

7. Beads, gl., size 1?, some sewn on leather  
near head

23359

## T41 E. III (built against T44)

Superstructure: 2 irregular, rather straight, walls projecting SE from T44 (III/2a var.);

ca.  $2.60 \times 0.78 \times 0.30-0.50$  mShaft: SE-NW (III/6) oval,  $1.21 \times 0.70 \times 1.54$  m

Burial: —

Body: —

Objects:

a. In debris in shaft

1. Hair ring, B1, mended in antiquity samp. pl. 109L

b. Unknown location

2. Incised C-Group jar (IIA/23) disc.

3. Sherds of "jar" disc.

4. Sherds of "brown" bowl disc.

## T42 IB/IIA

Superstructure:  $2.20 \times 0.30 \times 0.50$  m (IB/1)Shaft: SE-NW (IA/2), rectangular with rounded corners,  $1.50 \times 0.75 \times 1.20$  m

Burial: — adult male; femur broken in his lifetime and partially healed

Objects:

a. E of superstructure

1. Black-topped bowl, II-A2 13.5 cm 23316

b. In Shaft

2. Leather from belt samp.

## T43 III

Superstructure: None (III/1)

Shaft: SE-NW (III/5), rectangular with rounded corners,  $1.50 \times 0.70 \times 1.30$  m

Burial: — mature male

Objects:

a. In shaft

1. Ost. egg. beads, outsize 2 samp. pl. 116D

b. At edge of grave to NE

2. Black-topped bowl, II-B1 (plunderer's tool or thrown out of shaft) 14 cm 23313

c. 1.50 m E of grave, thrown out of shaft?

3. C-Group jar, III-B 23439 pls. 58E, 67D

## T44 IIB (T41 built against it)

Superstructure:  $4.05 \times 0.82 \times 1.10$ – $1.25$  m (IIB/1)Shaft: NE-SW (IIA/5), oval-rectangular with rounded ends,  $1.50 \times 0.85 \times 1.85$  m

Burial: — Body: —

Object:

a. Unknown location

1. Sherd disc.

## T45 III

Superstructure: None (III/1)

Shaft: SE-NW (III/5), rectangular with rounded ends,  $1.35 \times 0.52 \times 1.20$  m

Burial: — adult male

Objects:—

## T46 L. IIA/B

Superstructure:  $3.30 \times 0.70 \times 0.75$ – $0.80$  m (IIA/1)Shaft: NE-SW (IIA/5), rectangular with rounded ends,  $1.86 \times 1.30 \times 1.76$  m

Burial: N/R/6/e (right), c (left) adult female

## REGISTER OF LOCI

135

## Objects:

## a. In shaft, on or near body

- |  |           |                 |
|--|-----------|-----------------|
| 1. Leather garment with beads, near hips             | 23305     |                 |
| a. Dark leather                                      |           |                 |
| b. Beads, bl. to blk. gl., size 1                    | ca. 1,320 |                 |
| c. Beads, ost. egg., size 1                          | ca. 190   |                 |
| d. Beads, car., size 1                               | ?         |                 |
| 2. Ostrich feathers ( <i>K/13</i> )                  | 23305     |                 |
| 3. Beads from neck                                   | 23357     |                 |
| a. Ag rings (special quality;<br>4.6 × 1.0 mm)       | ca. 100   | pls. 116W, 117E |
| b. Ag ("over wood?") small barrels<br>(3.5 × 7.9 mm) | ca. 10    | pl. 117G        |
| 4. 2 bracelets, B2, from left arm                    | 23361     | pls. 110F, 112K |
| 5. 2 hair rings, B1, at ears                         | 23358     | pl. 109M        |

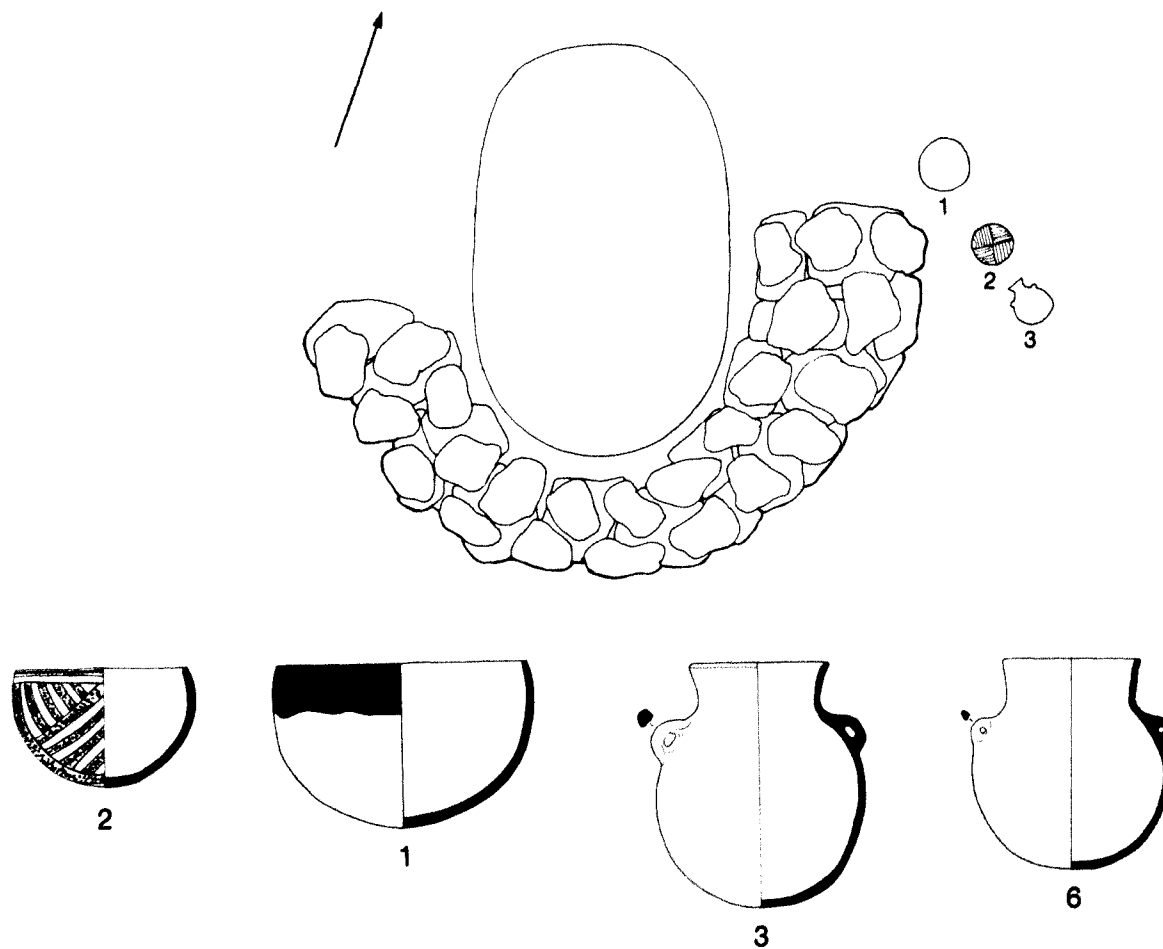


Figure 13. T50.

## T47 IIA

Superstructure:  $3.50 \times 0.73 \times 0.55$ – $1.10$  m (*IIA/1*)Shaft: SE–NW (*IA/2*), near S side of superstructure, rectangular with rounded ends,  
 $1.65 \times 0.77 \times ?$  m

Burial: — adult female

Object:

*a.* E of superstructure

1. Black-topped bowl, II-A2, with hole  
in bottom

18 cm

23314

pls. 52B, 55B

## T48 IIA?

Superstructure: Not intact to NW–N–E,  $? \times 0.44 \times 0.50$ – $1.00$  m (*IB/1* or later)Shaft: SE–NW (*IA/2*), rectangular with rounded corners or ends,  $1.25 \times 0.60 \times 1.77$  m

Burial: — adult male

Objects:

*a.* In debris

1. Hair ring, B1, mended in antiquity
2. Sherds of C-Group utility bowl, IV-D2

23304

pl. 109D

sherds

pl. 92B

## T49 Post-New Kingdom

## T50 IB

fig. 13

Superstructure: Not intact to SW–N–NE,  $? \times 0.32 \times 0.30$ – $0.56$  m (*IB/1* or later)Shaft: SSE–NNW (*IA/2*), oval,  $1.40 \times 0.87 \times 1.44$  m

Burial: — Body: —

Objects:

*a.* NE of superstructure (N–S)

1. Inverted black-topped bowl, II-B2
2. Inverted incised bowl, I-B/2b (*IB/4a*)
3. C-Group jar, III-C2

17.5 cm

23336

fig. 13

23307

pls. 6B, 22D

23325

*b.* Unknown location (plunderer's tools)

4. Sherds of red jar
5. Sherds of incised bowl, I-B/2b (*IB/4a*)
6. Sherds of C-Group jar, III-C2
7. Sherds of C-Group utility bowl,  
IV-B1?*/bii*β
8. Sherds of C-Group jar with black rim

n/a

sherds

pl. 88J

24270

pl. 59A

sherds

n/a

## T51 E. III

Superstructure: None (*III/1*)Shaft: NE–SW (*III/6*), rectangular with rounded ends,  $1.25 \times 0.55 \times 0.85$  m

Burial: — Body: —

Objects (pottery *III/8*):*a.* In bottom of shaft at SW end (N–S)

1. Clay figurine (*IIB/21*)
2. Incised C-Group jar, III-B/*iii* (*IIB/18*)

23202

pl. 103

23211

pls. 58F, 67E

*b.* In bottom of shaft, at SE corner

3. C-Group jar, III-B

sherd

pl. 58H

## T52 E. III

Superstructure: None (*III/1*)Shaft: NE–SW (*III/6*), rectangular with large stone slabs scattered in shaft (*P/5* or disturbed *III/3*),  
dimensions uncertain, ca.  $1.25 \times 0.50 \times$  less than  $0.60$  m





## T56 E. III

Superstructure: None (*III/1*)Shaft: NE-SW (*III/6*), rectangular with rounded corners,  $1.95 \times 0.65 \times 0.80$  m

Burial: — adult male

Objects:

*a.* In shaft

- |   |       |          |
|---|-------|----------|
| 1. Crescent-shaped shell pendant  | 23203 | pl. 115E |
| 2. Sherds of incised bowl, "red triangle and diamond pattern," I—/26? (if in shaft originally, <i>III/8</i> ) |       | sherds   |
| 3. Animal bones ( <i>K/14</i> )   |       | disc.    |

## T57 E.? III

Superstructure: None (*III/1*)Shaft: NE-SW (*III/6*), rectangular with rounded corners,  $1.50 \times 0.65 \times 0.75$  m

Burial: — adult female

Object:

*a.* In shaft

- |                                  |       |
|----------------------------------|-------|
| 1. Skull of goat ( <i>K/14</i> ) | disc. |
|----------------------------------|-------|

## T58 E.? III

Superstructure: None (*III/1*)Shaft: NE-SW (*III/6*), rectangular,  $1.55 \times 0.45 \times ?$  m

Burial: — juvenile male, 18–19 years

Object:

*a.* In shaft, 0.43 m from SW corner

- |                         |       |
|-------------------------|-------|
| 1. Dark garment leather | disc. |
|-------------------------|-------|

## T59 E. III

Superstructure: None (*III/1*)Shaft: SE-NW (*III/5*), SE end rounded, NW end rectangular,  $0.87 \times 0.70 \times 0.69$  m

Burial: — senile female

Objects:

*a.* In shaft (pottery *III/8*)

- |   |       |               |
|---|-------|---------------|
| 1. Small incised C-Group jar, III-A1/ii ( <i>IIIB/18</i> ), near NE end | 23274 | pls. 53G, 67F |
| 2. Sandal, form I   |       | samp.         |

## T60 E. III

Superstructure: None (*III/1*)Shafts: NE-SW (*III/6*), double, i.e., earlier shaft was later cut deeper at one end*A.*  $0.65+ \times 0.65 \times 0.22$  (at NE end) m*B.* Rectangular with rounded corners,  $1.50 \times 0.65 \times 0.60$  m

Burial: — infant, ca. 2 years

Objects:

*a.* In shaft

- |                                       |       |
|---------------------------------------|-------|
| 1. Beads                              | 23207 |
| <i>a.</i> Car., size 2                | 2     |
| <i>b.</i> Very small Ag barrel        | 1     |
| <i>c.</i> Car. pendant (pre-C-Group?) | 1     |
| <i>d.</i> Shaped beads, fa.           | 4     |

## REGISTER OF LOCI

139

## 2. Sherds

a. "Rim, incised bowl, diamond pattern"		
(IIB/13-14)	disc.	
b. III-E/iii	sherds	
c. I-B/15	sherds	
d. IV-B2/biiß	sherds	pl. 92A
e. IV-C	sherds	
f. III—/ii	sherds	
g. III/C3?/i	sherds	
h. VI	sherds	
i. V	sherds	
j. I-A/2a	sherds	pl. 85D
k. I-A/5a	sherds	pl. 85A
l. I-B/2b	sherds	

## T61 E.? III

Superstructure: None (III/1)

Shaft: NE-SW (III/6), rectangular with rounded ends,  $1.35 \times 0.70 \times 0.95$  m

Burial: — mature female

Objects:

## a. In shaft

1. Leather from clothing samp.
  - a. Dark garment leather, with roll stitching
  - b. Light garment leather
  - c. Sandal fragments (not form III-B)

## 2. Beads samp.

- a. Bl. gl., size 1 less than 20\*
- b. Ost. egg., sizes 1-2 less than 10

\* The beads from T61 have been mixed with those from T52.

## T62 E.? III

Superstructure: None or possibly a low stone wall ca. 1 m W of shaft,  $1.60$  (length)  $\times 0.40 \times 0.80$  m (III/1 or III/2)Shaft: NE-SW (III/6), rectangular,  $1.50 \times 0.65 \times 1.60$  m

Burial: — adult female

Objects: —

## T63 E. III

Superstructure: Few stones on N side of shaft only (III/2a)

Shaft: SE-NW (III/5), oval,  $1.00 \times 0.75 \times 0.82$  m

Burial: — male?, ca. 10 years

Object:

## a. E of shaft

1. Inverted incised bowl, I-D/9b (IIA/8, but very poorly made, III?) 24262 pls. 9H, 30C

## T64 E. III

Superstructure:  $3.13 \times 0.49 \times 0.35-0.57$  (IIA/1)Shafts: A. Partly covered by superstructure, earlier, SE-NW (IA/2), rectangular with rounded ends,  $1.78 \times 0.82 \times 0.99$  mB. In center of superstructure, NE-SW (IIA/5-III/6),  $1.30 \times 0.70 \times 1.72$  m

Burials: A. — A. Mature female?

B. — B. Mature male

## Objects:

a. NE of superstructure (applies to shaft *B*)

1. Inverted incised bowl, I-B/27 (IIB or more probably III) 23241 pls. 18F, 51B

b. In shaft *B*

2. Shell, *Etheria*, remains of galena samp.

## T65 IIA/B

Superstructure: Gap to W and one to N,  $2.15 \times 0.30 \times 0.30$  m (*IB/1*)Shaft: NE-SW (*IIA/5*), oval,  $0.90 \times 0.52 \times 0.90$  m

Burial: — ca. 4 years

## Objects:

## a. In shaft

1. Beads, ost. egg., size 1 36 23206

## T66 III (or Pan)

Superstructure: None (*III/1*)Shaft: NE-SW (*III/6*), rectangular with rounded ends,  $1.25 \times 0.75 \times 1.08$  m

Burial: — adult female

## Objects:

## a. In shaft

1. Beads, small Ag barrels, biconical ( $7.0 \times 5.0$  mm) 9 23204 pl. 116S
2. Dark garment leather, with roll stitching samp.
3. Sandal, form I samp.
4. Shell, pierced for suspension 23205, n/a

## T67 Post-New Kingdom

## T68 IIA

Superstructure: Gap to SSE, ca.  $2.25-2.50 \times 0.50 \times 0.60-1.00$  m (*IB/1*)Shaft: SE-NW (*IA/2*), rectangular with rounded ends or corners,  $1.45 \times 0.70 \times 1.45$  m

Burial: — adult male

## Objects:

## a. NE of superstructure

1. C-Group jar, III-G2ai/ii (rim) (*IIA/23?*) 24265 pls. 64B, 72B

2. Inverted incised bowl, I-B/9e (*IIA/8* var.) 23238 pls. 10B, 31B

## b. In shaft

3. Bead, large bone barrel ( $20 \times 7.7$  mm) 1 samp.
4. Lumps of galena samp.
5. Looped band of fibers which served as core for metal ring-bead necklace samp.
6. Sandal, form III-A samp. pl. 107A
7. Shell, *Etheria* samp.

## c. Above shaft, in debris

8. Sherd of Egyptian jar, VI (plunderer's tool) sherd

## d. Against W side of superstructure

9. Sherds of VI sherds

## REGISTER OF LOCI

141

e. Unknown location

10. "Black-topped sherds"

disc.

11. Sherds of incised bowl, 1-B/8di

sherds

T69 IB/IIA

Superstructure: Not intact to SE-S-W, ?  $\times$  0.50  $\times$  0.35-0.50 m (IB/1 or later)Shaft: ESE-WNW (IA/2), rectangular with rounded corners, 1.35  $\times$  0.75  $\times$  0.95 m

Burial: E/R/5/—

probably adult male; "traces of arthritis in many bones"

Object:

a. In shaft

1. Leather belt fragments

disc.

T70 Post-New Kingdom

T71 E.2 III

Superstructure: None (III/1)

Shaft: NE-SW (III/6), rectangular, 1.65  $\times$  0.70  $\times$  0.90 m

Burial: E/R/4/—

adult male

Objects:

a. In shaft

1. Beads, bl. to dk. gl., sizes 1-2

46

23227

2. 2 sandals, form 1, on feet

samp.

3. Belt fragment

disc.

4. Sherd, III-C?/iii

sherd

T72 E. III

fig. 14

Superstructure: None (III/1)

Shaft: NE-SW (III/6), rectangular, 1.50  $\times$  0.65  $\times$  0.78 m

Burial: N/R/5 (right), 6 (left)/—

senile female

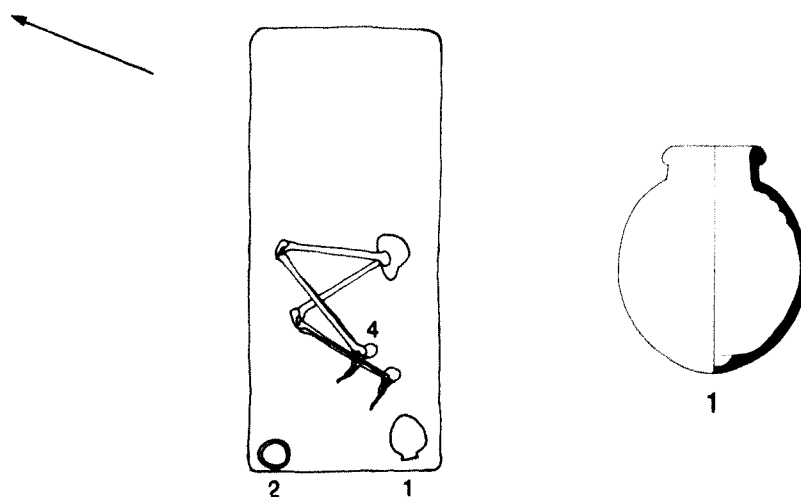


Figure 14. T72

## Objects:

- a.* In shaft, at SW and NW corners
  - 1. Egyptian jar, V-A, reused 23210 pls. 74B, 80B
  - 2. C-Group? jar n/a
- b.* In shaft, uncertain location
  - 3. Sherd of incised bowl, I-B or E/26ai, polychromy (*IIB/12a,15*) sherd pl. 18B
- c.* In shaft, under legs of body
  - 4. Bead anklet 23228 pl. 117C
    - a.* Bl. gl., size 1 ca. 30
    - b.* Ost. egg., sizes 1-2 ca. 100 pl. 116A
- d.* Unknown location
  - 5. "Sherds, stamped outside, combed inside" (possibly 1) disc.
  - 6. Beads, bl. gl., size 1 ca. 150 23228

## T73 E.? III

Superstructure: None (*III/1*)Shaft: NE-SW (*III/6*), rectangular with rounded corners, 1.30 × 0.73 × 1.05 m

Burial: — adult male

## Objects:

- a.* In shaft
  - 1. Leather samp.
    - a.* Dark garment leather, with stitching
    - b.* Twisted belt
  - 2. Shell, probably *Etheria?* samp., n/a

## T74 Post-New Kingdom

## T75 Pre-C-Group

## T76 III

Superstructure: None (*III/1*)Shaft: ENE-WSW (*III/6*), rectangular with rounded corners, 1.40 × 0.80 × 0.87 m

Burial: — mature male

## Object:

- a.* In shaft
  - 1. Dark garment leather, with stitching and beads, bl. gl., size 1 23062 pl. 106D

## T77 IIA (possibly IIB)

Superstructure: 2.30 × 0.44 × 0.31-0.44 m (*IB/1*)Shaft: NE-SW (*IIA/5*), rectangular with rounded corners, 1.50 × 0.58 × 1.32 m

Burial: — ca. 6 1/2 years

## Objects:

- a.* NE of superstructure
  - 1. Upright black-topped bowl, II-B1 (with mud sealing, 9 cm in dia. × 4 cm thick, found inside) 13 cm 23221 pls. 521, 56H
  - 2. Egyptian jar, V-D2 (source of sealing) 23220 pls. 741, 801

## REGISTER OF LOCI

143

## Between T77 and T82

## Object:

*a.* Surface

1. C-Group jar, III-D

23212 pls. 61B, 69B

## T78 IIA

Superstructure: Preserved only to NW,  $? \times 0.30 \times 0.35$  mShaft: SE–NW (*IA/2*), oval?,  $1.70 \times 1.10 \times 0.95$  m

Burial: —

Body: —

## Objects:

*a.* NE of shaft (S–N)

1. Black-topped bowl, II-B3

16 cm

23214

2. Incised bowl, I-B/9a (
- IIA/8*
- )

23237

pls. 8E, 27E

3. Black-topped bowl, II-B2

20 cm

23215

*b.* In debris in shaft

4. Stela fragment (
- IA/4*
- , reused)

disc.

## T79 E.? III

Superstructure: None (*III/1*)Shaft: NE–SW (*III/6*), rectangular,  $2.20 \times 1.16 \times 0.69$  m

Burial: —

juvenile, 12–13 years

## Objects:

*a.* In shaft, at NE end, centered

1. "Bowl"

disc.

2. 2 seeds

disc.

## T80 Post-New Kingdom

## T81 Post-New Kingdom

## T82 IIA

Superstructure:  $2.05 \times 0.70 \times 0.30$ – $0.45$  m (*IB/1*)Shaft: ENE–WSW (*IIA/5*), rectangular with rounded ends,  $1.27 \times 0.56 \times 1.45$  m

Burial: Possibly E/—

adult female

## Objects:

*a.* NE of superstructure

1. Upright incised bowl, I-B/15a (
- IIA/16*
- )

23225

pls. 13A, 36A

*b.* In bottom of shaft

2. Broken incised bowl, I-B/8di (
- IIA/10a*
- ,
- 
- plunderer's tool)

24171

3. Remains of leather on pelvic bone,
- 
- probably dark garment leather

disc.

4. Matting at W end of shaft, originally
- 
- under body

samp.

## T83 IIA

Superstructure: Preserved only to NE and SW,  $? \times 0.45 \times 0.30$ – $0.40$  m (*IB/1*)Shaft: NE–SW (*IIA/5*), oval?,  $1.45 \times 0.85 \times 1.10$  m

Burial: —

juvenile female, 14–15 years

## Objects:

*a.* NE of shaft, inside superstructure

1. Inverted incised bowl, I-B/9a (
- IIA/8*
- ,
- 
- plunderer's tool)

23224

pls. 8F, 28A

- b. In shaft  
   2. Leather samp.  
     a. Dark garment leather  
     b. Fur  
     c. Sandals, form I pl. 107B

## T84 IIA

Superstructure: Only a few stones to the S and SE

Shaft: SE-NW (IA/2), oval-rectangular with rounded ends,  $1.20 \times 0.73 \times 0.70$  m

Burial: — 6 1/2 years

Objects:

- a. NNE of shaft  
   1. Inverted incised bowl, I-B/10 (IIA/9) 23242 pls. 11A, 32B  
 b. In debris  
   2. Bead, bl. gl., outsize (later?), and pebbles samp.  
 c. In shaft  
   3. Shell, *Etheria*, remains of galena samp.  
   4. Beads samp.  
     a. Bl. gl., size I 18  
     b. Blk. gl., size I 6  
     c. Di., size I 1

## T85 (L.) III

Superstructure: None (III/1)

Shaft: SE-NW (III/5), oval,  $1.25 \times 0.60 \times 0.90$  m

Burial: — juvenile male, 15-19 years

Objects:

- a. In shaft  
   1. Shell bracelet, A 23229 pls. 110N, 112J  
   2. Sandal, form I samp.  
   3. 4 bone rings, B2 23142 pl. 111A  
   4. Shell, *Etheria*, remains of galena 23158 pl. 113B

## T86 IIA

Superstructure: Preserved only to S,  $? \times 0.30 \times 0.30-0.50$  m

Shaft: NE-SW (IIA/5), oval,  $1.25 \times 0.65 \times 0.63$  m

Burial: — 6 1/2-7 1/2 years

Object:

- a. In shaft  
   1. Dark garment leather samp.

## T87 (L.) III

Superstructure: None (III/1)

Shaft: SE-NW (III/5), rectangular with rounded ends,  $1.50 \times 0.90 \times 1.10$  m

Burial: — Body: —

Object:

- a. In shaft  
   1. Matting 23162

## T88 IIA

Superstructure: Preserved only to S-SE,  $? \times 0.32 \times 0.20-0.60$  m

Shaft: SE-NW (IA/2), oval-rectangular with rounded ends,  $1.20 \times 0.80 \times 1.20$  m

Burial: — adult



## REGISTER OF LOCI

145

## Objects:

- a. SE of superstructure (position unusual, possibly belongs to T83?)
  - 1. Inverted incised bowl, I-B/9a (IIA/8) 23226 pls. 8G, 28B
  - 2. Upright black-topped bowl, II-B2 17.6 cm 24300
- b. E of superstructure
  - 3. Sherds of large bowl n/a
- c. In shaft
  - 4. Bead, large bone barrel (14.2 × 9.0 mm) 1 samp.
  - 5. Leather samp.
    - a. Dark garment leather
    - b. Light garment leather
    - c. Fur

## T89 E.? III

Superstructure: None (III/1)

Shaft: NE-SW (III/6), rectangular, 1.74 × 0.73 × 0.88–1.15 m

Burial: — adult male?

## Objects:

- a. In shaft
  - 1. Sherds (III/8) sherds
    - a. III-D/iii pl. 90A
    - b. III-D/iii pl. 90B
  - 2. Bracelet, B1 samp. pl. 110D
  - 3. Beads samp.
    - a. Fa. ball (5.5 × 4.3 mm) 1
    - b. Ost. egg., size 2 1
    - c. Bl. to dk. gl., size 1 18

## T90 L. IIA

Superstructure: 1.75 × 0.50 × 0.20–0.50 m (IB/1)

Shaft: SE-NW (IA/2), oval, 1.25 × 0.75 × 1.10–1.20 m

Burial: — juvenile male, ca. 17 1/2–18 1/2 years

## Objects:

- a. NE of superstructure (N-S)
  - 1. Inverted incised bowl, I-B/10 (IIA/18) 23223 pls. 11B, 32C
  - 2. Inverted black-topped bowl, II-B2 16.5 cm 23256
  - 3. Inverted black-topped bowl, II-B2 14.5 cm 24843
- b. E of superstructure
  - 4. Bovine horns (P/15) disc.
  - 5. Horn and nose bone (P/15) disc.

## T91 IIA

fig. 15

Superstructure: 2.61 × 0.53 × 0.25–0.75 m (IB/1)

Shaft: SE-NW (IA/2), rectangular with rounded ends, 1.54 × 1.07 × 1.56 m

Burial: — adult male

## Objects:

- a. NE of superstructure in group
  - 1. Inverted black-topped bowl, II-B1 16.5 cm 23271 fig. 15
  - 2. Upright incised bowl, I-B/21(20b,1b) (IIA/18?) 23252 pls. 16D, 44A
  - 3. Inverted black-topped bowl, II-A2 14 cm 23268 fig. 15
- b. Inside superstructure to SE, displaced
  - 4. C-Group jar, III-G1 23940 pls. 64C, 71C

## T92 IB

Superstructure:  $2.35 \times 0.65 \times 0.33\text{--}0.55$  m (*IB/1*)Shaft: SE-NW (*IA/2*), rectangular with rounded ends,  $1.35 \times 0.85 \times 0.95$  m

Burial: — adult female?

## Objects:

a. E of superstructure, probably not in original position

1. Incised bowl, I-B/2c (*IB/4b*) 24052 pls. 6I, 24B

b. Built into superstructure

2. 2 fragments of stela with incised bovine  
(*IA/4*, reused) 23279 pl. 98C

## T93 IIA

Superstructure:  $3.00 \times 0.55 \times 0.50\text{--}0.65$  m (*IIA/1*)Shaft: SE-NW, rectangular with rounded ends,  $1.50 \times 0.82 \times 1.77$  m

Burial: — adult male

## Objects:

a. E and SE of superstructure

1. Incised bowl, I-B/9a (*IIA/8*) 23353 pls. 8H, 28C

2. Black-topped bowl, II-B2 13 cm 23426 pl. 53A

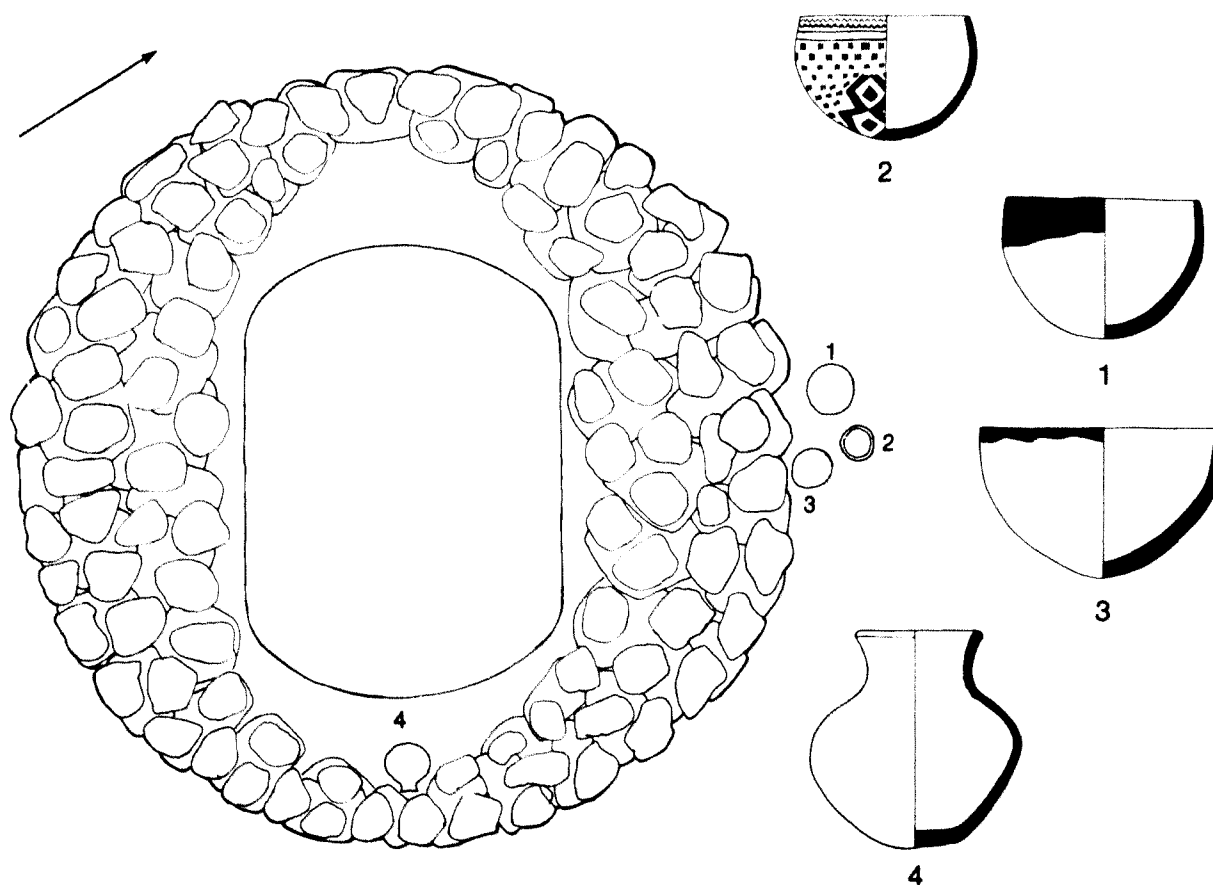


Figure 15. T91. The position of no. 4 is reconstructed. Field notes showed a small V-shaped niche with no. 3; this was probably only a space between stones.

## REGISTER OF LOCI

147

*b.* In shaft

3. Beads, ost. egg., size 3	8	23231
4. Pin, Cu with roll head		23232
5. Sandals, form 1, one from foot		23230

## T94 E. IIA

fig. 16

Superstructure: Preserved only to E,  $? \times 0.35 \times 0.35$ – $0.60$  m (*IB/1* or later)Shaft: SSE–NNW (*IA/2*), oval?,  $1.50 \times 0.90 \times 0.80$  m

Burial: — adult female

## Objects:

*a.* NE of superstructure (N–S)

1. Upright Egyptian jar, VI-C		23260	pls. 76C, 82B
2. Inverted black-topped bowl, II-A2	18.5 cm	23272	fig. 16
3. Inverted incised bowl, I-B/9a ( <i>IIA/8</i> )		23239	pls. 81, 28D

*b.* E of superstructure, slightly beyond first group (displaced when T95 was built)

4. C-Group jar, III-D		23262	pl. 60A
5. "Sherds of incised bowl"		disc.	

## T95 IIA? (later than T94; displaced T94:4 and 5)

Superstructure: Dia. not given,  $0.50 \times 0.20$ – $0.53$  m (*IB/1*)Shaft: SE–NW (*IA/2*), rectangular with rounded ends,  $1.75 \times 0.95 \times 1.02$  m

Burial: E/R/6/—, only legs undisturbed adult male

## Objects:

*a.* E of superstructure

1. Black-topped bowl, II-B3	13.5 cm	23175
2. Black-topped bowl, II-B2	17 cm	23266

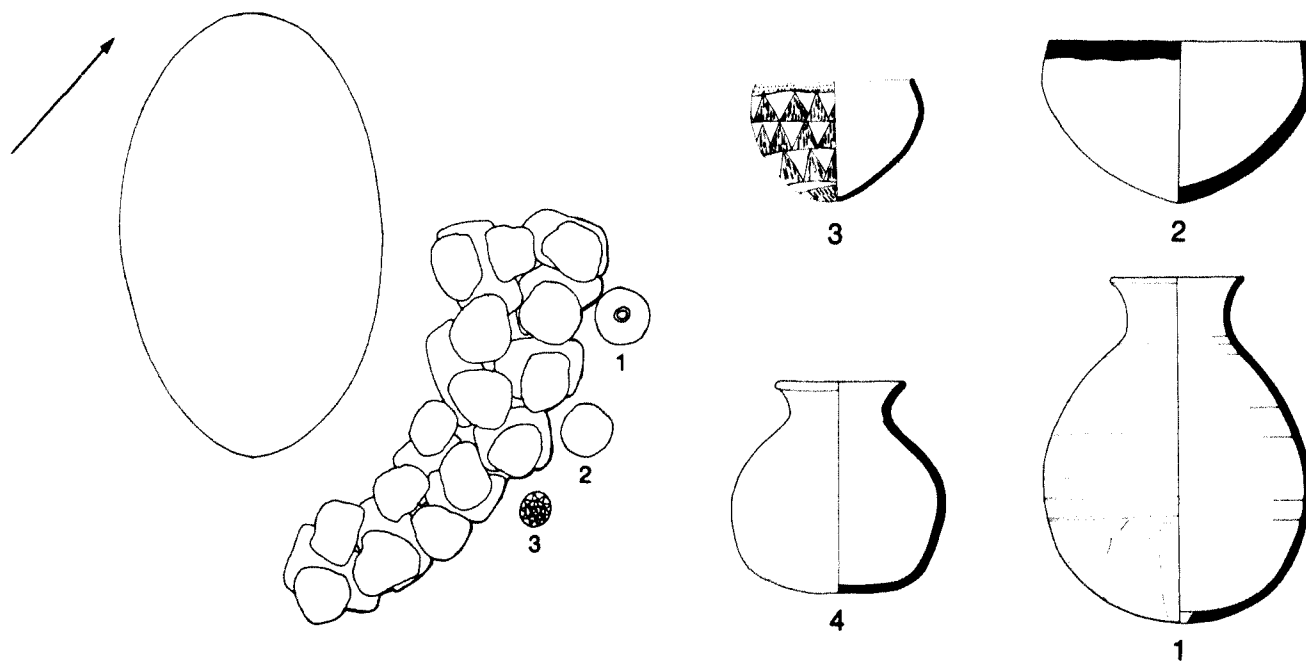


Figure 16. T94. No. 4, which had been displaced, was not precisely located.

*b.* In shaft

- |  |       |          |
|--|-------|----------|
| 3. Shell, <i>Etheria</i> , remains of galena | samp. | pl. 113C |
| 4. Sandal, form I                            | samp. | pl. 107C |
| 5. Leather                                   | samp. |          |
| a. Dark garment leather, with stitching      |       |          |
| b. Fur                                       |       |          |
| 6. Cloth fragment                            | samp. |          |
| 7. Mat, under body                           | samp. |          |

## T96 IIA

Superstructure: Gap to NE,  $3.15 \times 0.70 \times 0.50\text{--}0.80$  m (*IIA/1*)Shaft: SE–NW (*IA/2*), rectangular with rounded ends,  $1.60 \times 0.92 \times 1.38$  m

Burial: — juvenile male, ca. 18 1/2 years

## Objects:

*a.* E of superstructure

- |                                      |         |       |
|--------------------------------------|---------|-------|
| 1. Inverted black-topped bowl, II-B2 | 16 cm   | 23425 |
| 2. Inverted black-topped bowl, II-B2 | 20.9 cm | 24844 |

*b.* In shaft

- |                                     |       |  |
|-------------------------------------|-------|--|
| 3. Miscellaneous                    | samp. |  |
| a. Fur                              |       |  |
| b. Light garment leather            |       |  |
| c. Ostrich feathers ( <i>K/13</i> ) |       |  |

*c.* Unknown location

- |   |       |  |
|---|-------|--|
| 4. Sherd of C-Group jar, III-F/ <i>iii</i>  | sherd |  |
| 5. Sherd of Egyptian jar, V or N.K.   | sherd |  |
| 6. Sherd of thick, burnished, red wheel-made pottery with incised lines, worn on one side (plunderer's tool, later) | sherd |  |

## T97 IB/IIA

Superstructure: Gap to SE,  $2.35 \times 0.37 \times 0.37$  m (*IB/1*)Shaft: SE–NW (*IA/2*)

Burial: E/R/5/—, slightly disturbed adult female

## Objects: —

## T98 IB/IIA

Superstructure: Few stones to WNW only

Shaft: ESE–WNW (*IA/2*), oval,  $100 \times 0.70 \times 0.80$  m

Burial: — Body: —

## Objects:

*a.* In shaft

- |   |       |          |
|---|-------|----------|
| 1. Sandal, form I   | samp. |          |
| 2. Beads  | samp. | pl. 117B |
| a. Bl. gl., size 1  | 54    |          |
| b. Car., size 2   | 13    | pl. 116I |
| 3. Sherd of Predyn. "red-polished" bowl (plunderer's tool; no polish) | sherd |          |

## T99 IIA

Superstructure: Gap of ca. 1.30 m to S,  $3.10 \times 0.59 \times 0.50$  m (*IIA/1*)Shaft: SE–NW (*IA/2*), rectangular with rounded ends,  $1.60 \times 1.00 \times 1.12$  m

Burial: — adult male

## REGISTER OF LOCI

149

## Object:

## a. NNE of superstructure

- |                                  |       |               |
|----------------------------------|-------|---------------|
| 1. Incised bowl, I-B/21 (IIA/18) | 23249 | pls. 16E, 44B |
|----------------------------------|-------|---------------|

## T100 IB/E. IIA

Superstructure: Gap to SE, dia. not given,  $0.59 \times 0.50$  m (IB/1)Shaft: SE-NW (IA/2), oval,  $1.55 \times 1.00 \times 1.40$  mBurial: E/R/5/—, upper torso and head adult, probably  
disturbed male

## Objects:

## a. NE of superstructure

- |                          |       |               |
|--------------------------|-------|---------------|
| 1. Incised bowl, I-D/25b | 23244 | pls. 17C, 49B |
|--------------------------|-------|---------------|

## b. In gap to SE

- |  |        |       |
|--|--------|-------|
| 2. "Black-topped bowl," II-C/1<br>(plunderer's tool) | 6.4 cm | disc. |
|--|--------|-------|

## c. Unknown location

- |                                       |        |         |
|---------------------------------------|--------|---------|
| 3. Sherds of IV-D3 (plunderer's tool) | sherds | pl. 92D |
|---------------------------------------|--------|---------|

## T101 III

Superstructure: None (III/1)

Shaft: SE-NW (III/5), oval,  $1.20 \times 0.80 \times 1.00$  m

Burial: — mature female

## Objects:

## a. Built into superstructure

- |  |          |              |
|--|----------|--------------|
| 1. Fragment of stela with cow and calf<br>(IA/4, reused)     | 23280A-B | pl. 99C      |
| 2. Fragment of stela with cow (IA/4,<br>reused)              | 23282    | pl. 98D      |
| 3. Fragment of stela with cow and calf<br>(IA/4, reused)     | 23281A-B | pl. 97       |
| b. E of shaft, displaced (III/8)                             |          |              |
| 4. Incised bowl, I-B/19b (IIA/22)                            | 23246    | pl. 151, 41C |
| c. In debris   |          |              |
| 5. Sherds of incised bowl, I-A/25e<br>(IA, plunderer's tool) | 24264    | pl. 4A       |
| d. In shaft  |          |              |
| 6. Beads   | 23292    |              |
| a. Ost. egg., size 2   | 43       |              |
| b. Dk. st., size 2   | 4        |              |

## T102 IIA

Superstructure:  $2.25 \times 0.50 \times 0.40-0.65$  m (IB/1)Shaft: SE-NW (IA/2), rectangular with rounded ends,  $1.25 \times 0.88 \times 1.33$  m

Burial: — adult female

## Object:

## a. SE of superstructure

- |   |       |               |
|---|-------|---------------|
| 1. Inverted incised bowl, I-B/14 (IIA/15) | 23245 | pls. 12A, 34A |
|---|-------|---------------|

## T103 IIA

Superstructure:  $2.34 \times 0.36 \times 0.45-0.54$  m (IB/1)Shaft: SE-NW (IA/2), rectangular with rounded ends,  $1.30 \times 0.82 \times 1.35$  m

Burial: — 1-2 years

## Objects:

*a.* N of superstructure

- |   |       |               |
|---|-------|---------------|
| 1. Inverted incised bowl, I-B/22 ( <i>IIA/14</i><br>var.) | 23250 | pls. 16H, 45B |
| 2. Sherds of incised bowl, I-B/8b                         | 24276 | pls. 7B, 25B  |
| 3. Sherd of Pan Grave incised bowl ( <i>P/12</i> )        | sherd | pl. 93A       |

*b.* In shaft

- |   |       |  |
|---|-------|--|
| 4. Shell, ca. 1/2 of <i>Etheria?</i> , remains of<br>galena | samp. |  |
|---|-------|--|

## T104 L. IIA

Superstructure: Gap opposite each end of shaft,  $3.47 \times 0.65 \times 0.77$ – $1.20$  m (*IIA/1*)Shaft: SSE–NNW (*IA/2*), rectangular with rounded corners,  $1.88 \times 1.07 \times 1.03$  m

Burial: — adult male

## Objects:

*a.* S of superstructure

- |  |       |  |
|--|-------|--|
| 1. Bovine skull, jaw toward superstructure | disc. |  |
|--|-------|--|

*b.* In shaft

- |  |       |                 |
|--|-------|-----------------|
| 2. Ostrich feathers ( <i>K/13</i> )  | samp. |                 |
| 3. 2 small discoid hair rings, A3, flint and<br>chert  | 23290 | pls. 109N, 112A |
| 4. "Leather and hair"  | n/a   |                 |
| 5. Beads   | 23291 |                 |
| <i>a.</i> Fa., size 2  | 121   |                 |
| <i>b.</i> Red-pink glazed clay ball, almost<br>barrel, post-New Kingdom? ( $5.5 \times$<br>4.9 mm) | 1     |                 |

## T105 IB

Superstructure: Gap to S,  $2.35 \times 0.52 \times 0.34$ – $0.60$  m (*IB/1*)Shaft: SE–NW (*IA/2*), rectangular with rounded ends,  $1.35 \times 0.73 \times 0.95$  m

Burial: — mature male

## Objects:

*a.* E of superstructure (S–N)

- |  |       |              |
|--|-------|--------------|
| 1. Upright incised bowl, I-B/8b ( <i>IB/7a</i> ) | 23243 | pls. 7A, 25A |
| 2. Inverted black-topped bowl, II-A2 20 cm       | 23257 |              |

*b.* In shaft

- |                        |       |          |
|------------------------|-------|----------|
| 3. Sandals, form III-A | samp. | pl. 107D |
|------------------------|-------|----------|

## T106 IIA

Superstructure: Not intact to S–SW–W, ca.  $2.50 \times 0.20 \times 0.45$ – $0.57$  m (*IB/1*)Shaft: SE–NW (*IA/2*), rectangular with rounded corners,  $1.37 \times 0.80 \times 1.40$  m

Burial: E/—/4–6?/— adult male

## Objects:

*a.* SE of superstructure, in group

- |  |       |              |
|--|-------|--------------|
| 1. Large black-topped bowl, II-B1 16 cm  | 23264 |              |
| 2. Black-topped bowl, II-B2 12 cm        | 23259 |              |
| 3. Incised bowl, I-B/9a ( <i>IIA/8</i> ) | 23251 | pls. 9A, 29A |

*b.* In shaft

- |                              |       |          |
|------------------------------|-------|----------|
| 4. 2 sandals, form I         | 23278 | pl. 107E |
| 5. Fur with beads            | samp. |          |
| 7. Long, bone hair pin       | 23294 | pl. 115A |
| 8. Fragments of leather belt | disc. |          |

## REGISTER OF LOCI

151

## T107 III

Superstructure: None (*III/1*)Shaft: SE-NW (*III/5*), rectangular with rounded ends,  $1.20 \times 0.70 \times 1.00$  m

Burial: — juvenile female, ca. 15 years

Objects:

*a.* In shaft

- |                                     |               |                 |
|-------------------------------------|---------------|-----------------|
| 1. Small textile bag with malachite | samp.,<br>n/a |                 |
| 2. 2 bone rings, B1, on left thumb  | 23236         | pl. 111C        |
| 3. 1 bone ring, B3                  | 23235         | pls. 111C, 115B |
| 4. Beads                            | 23234         |                 |
| a. Dk. gl., size 1                  | ca. 220       |                 |
| b. Bl. gl., size 1                  | 1             |                 |
| c. Car., size 1                     | 2             |                 |

## T108 IIA

Superstructure: Gap to SE,  $2.30 \times 0.50 \times 0.25-0.35$  m (*IB/1*)Shaft: SE-NW (*IA/2*), oval,  $1.32 \times 0.84 \times 1.15$  m

Burial: — adult female

Objects:

*a.* ESE of superstructure

- |   |       |       |               |
|---|-------|-------|---------------|
| 1. Inverted black-topped bowl, II-B2                    | 15 cm | 23270 |               |
| 2. Inverted incised bowl, I-B/19ai<br>( <i>IIA/21</i> ) |       | 23254 | pls. 15F, 42A |

*b.* NE of superstructure

- |   |  |       |  |
|---|--|-------|--|
| 3. Fragment of stela, $0.40 \times 0.30 \times 0.13$ m<br>( <i>IA/4</i> , reused) |  | disc. |  |
|---|--|-------|--|

## T109 IIA

Superstructure:  $2.65 \times 0.60 \times 0.50-0.65$  m (*IB/1*)Shaft: SE-NW (*IA/2*), rectangular with rounded ends,  $1.31 \times 0.80 \times 1.28$  m

Burial: — ca. 12-14 years

Objects:

*a.* NE of superstructure

- |  |       |               |
|--|-------|---------------|
| 1. Inverted incised bowl, I-B/14 ( <i>IIA/15</i> ) | 24279 | pls. 12B, 34B |
| 2. Sherds of inverted black-topped bowl            | n/a   |               |

## T110 Pre-C-Group

## T111 IB

fig. 17

Superstructure: Gap to NE,  $2.40 \times 0.52 \times 0.45-0.55$  m (*IB/1*)Shaft: SE-NW (*IA/2*), oval,  $1.45 \times 0.92 \times 1.37$  m

Burial: — adult male

Objects:

*a.* E of superstructure, in group

- |   |       |        |               |
|---|-------|--------|---------------|
| 1. Inverted black-topped bowl, II-B2                | 16 cm | 23269  | fig. 17       |
| 2. Egyptian jar, V-D1                               |       | 24281  | pls. 74C, 80C |
| 3. Inverted incised bowl, I-B/6cii ( <i>IB/8b</i> ) |       | B 888* | pls. 7G, 26C  |

\* Cairo Museum, Journal d'entrée 89988

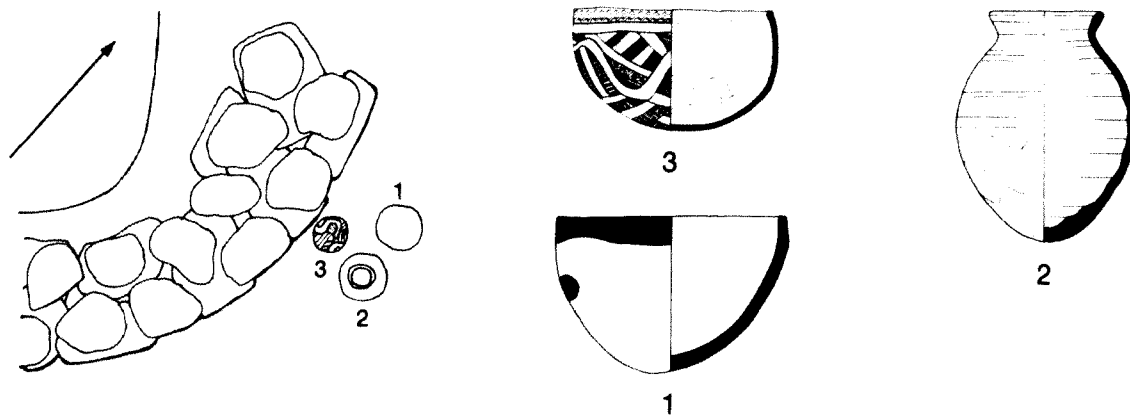


Figure 17. T111

## T112 III

Superstructure: None (*III/1*)Shaft: SE-NW (*III/5*), rectangular with rounded corners,  $1.60 \times 0.65 \times 1.10$  m

Burial: — juvenile female, ca. 19–21 years

Objects:

a. In shaft (pottery *III/8*)

1. Egyptian jar, VI-E2, reused, upright in SE corner of shaft
2. 3 ivory bracelets, B1
3. Shell
4. Sherd of incised bowl (plunderer's tool)

23261	pls. 75C, 81C
23277	pls. 110C, 112L
n/a	
n/a	

## T113 Pre-C-Group

## T114 IIA?

Superstructure: Built on small mound of debris from excavation of pit, gap to NE, diameter not given,  $0.70 \times 0.35\text{--}0.75$  m (*IB/1* or later)Shaft: SE-NW (*IA/2*), oval,  $1.30 \times 0.85 \times 0.96$  m

Burial: — adult male; traces of cloth pattern on skin of skull (disc.)

Objects:

## a. In shaft

1. Leather, "probably from wrapping or garment" (i.e., dark garment leather?)
2. Sherd of Pan Grave incised bowl (*P/12*)

disc.	
sherd	pl. 93B

## T115 III? Burial record sheet missing

Burial: —

Body: —

Objects:

## a. Unknown location

## 1. Beads

- |                                       |         |
|---------------------------------------|---------|
| a. Bl. to dk. gl., very small, size 2 | ca. 45  |
| b. Bl. to dk. gl., larger, size 2     | ca. 25  |
| c. Ost. egg., sizes 1–2               | ca. 150 |

samp.



## REGISTER OF LOCI

153

- |   |   |       |          |
|---|---|-------|----------|
| d. Car. barrel (12.2 × 6.8 mm)              | 1 |       | pl. 116Q |
| e. Bl. fa., tubular, large (18.2 × 10.4 mm) | 1 |       | pl. 116M |
| 2. Fragment of galena                       |   | samp. |          |

## T116 IIA

Superstructure: 1.84 × 0.60 × 0.55–0.60 m (*IB/1*)Shaft: SE–NW (*IA/2*), rectangular with rounded ends, 1.46 × 0.87 × 1.50 m

Burial: — possibly female

Objects:

- |  |         |       |              |
|--|---------|-------|--------------|
| <i>a.</i> E of superstructure (slightly displaced) |         |       |              |
| 1. Inverted incised bowl, I-B/9a ( <i>IIA/8</i> )  | 23248   |       | pls. 9B, 29B |
| <i>b.</i> Ca. 2 m N of no. 1, displaced?           |         |       |              |
| 2. Inverted black-topped bowl, II-B2               | 16.8 cm | 23265 |              |

## T117 E? III

Superstructure: None (*III/1*)Shaft: NNE–SSW (*III/6*), rectangular with rounded ends, 0.93 × 0.46 × 0.70 m

Burial: — “infant 1”

Objects:

- |   |    |       |         |
|---|----|-------|---------|
| <i>a.</i> In shaft  |    |       |         |
| 1. Beads  |    |       |         |
|   |    | 23288 |         |
| a. Ost. egg., size 2  | 24 |       |         |
| b. Blk. st., size 2   | 15 |       |         |
| c. Bl. gl., size 1  | 29 |       |         |
| d. Car., size 3   | 2  |       |         |
| 2. Remains of fur wrapping or garment                               |    | disc. |         |
| 3. Sherd of incised bowl, I—/13 ( <i>IIA/14</i> , plunderer's tool) |    | sherd | pl. 86A |
| 4. Seed   |    | n/a   |         |

## T118 III?

Superstructure: None (*III/1*)Shaft: E–W (*III/5*), oval, dimensions not given but very small

Burial: E/R/6/— infant, 1–2 years

Objects: —

## T119 IB

Superstructure: 2.66 × 0.65 × 0.35–0.52 m (*IB/1*)Shaft: SE–NW (*IA/2*), rectangular with rounded ends, 1.53 × 1.06 × 1.53 m

Burial: — adult, probably male

Object:

- |  |       |  |              |
|--|-------|--|--------------|
| <i>a.</i> E of superstructure              |       |  |              |
| 1. Incised bowl, I-B/1ciii ( <i>IB/5</i> ) | 23253 |  | pls. 5D, 21D |

## T120 IB/IIA

Superstructure: Preserved only to N and to W

Shaft: SE–NW (*IA/2*), oval, 1.15 × 0.70 × 1.05 m

Burial: — adult female

Objects:

- |                                      |         |       |  |
|--------------------------------------|---------|-------|--|
| <i>a.</i> E of superstructure        |         |       |  |
| 1. Inverted black-topped bowl, II-B2 | 12.5 cm | 23255 |  |
| <i>b.</i> In shaft                   |         |       |  |
| 2. Sandals                           |         | n/a   |  |

## T121 III (date IIA or L. III)

Superstructure: Preserved only on W side of shaft

Shaft: SSE-NNW (IA/2 or III/5), oval,  $1.70 \times 1.13 \times 1.23$  m

Burial: N/R/6/—, disturbed adult female

Objects:

## a. In shaft

- |  |       |          |
|--|-------|----------|
| 1. Beads under right leg or feet (anklet?)                     | 23285 |          |
| a. Ost. egg., size 1   | 99    |          |
| b. Bl. gl., size 1   | 4     |          |
| 2. Leather   | 23284 |          |
| a. Dark garment leather wrapped around right leg and left foot |       |          |
| b. Light garment leather                                       |       |          |
| c. Fur   |       |          |
| d. Egyptian pierced-“mesh” garment                             |       |          |
| e. Sandals, form III-B, found at feet                          | 23286 | pl. 108A |

## T122 IIA/B

Superstructure: Preserved only to S and to SE

Shafts: NNE-SSW (IIA/5), complex excavation

A. Oval?, ca.  $2.00 \times 0.80 \times 0.75$  mB. Dug into and deeper than A, ca.  $0.90 \times 0.40 \times 0.35$  m; with platform left in center, ca.  $0.25 \times 0.15$  m, with depression in top

(I believe this to be a C-Group tomb [B] that cut a pre-C-Group tomb [A], and that the platform has no special significance.)

Burial: —

Body: —

Objects:

- |  |       |          |
|--|-------|----------|
| a. NW of superstructure, displaced from shaft  |       |          |
| 1. Shell, <i>Etheria</i> , remains of galena   | 23287 | pl. 113D |
| b. In shaft  |       |          |
| 2. Sandal, form II   | samp. | pl. 107F |
| 3. Looped band of fibers which served as core for metal ring-bead necklace, bound with leather | 23276 | pl. 117H |
| 4. Leather mat   | n/a   |          |
| 5. Knots of cloth, from bag?   | samp. |          |

## T123 IIA

Superstructure: Wide gap to W,  $2.40 \times 0.45 \times 0.40$ – $0.65$  m (IB/1)Shaft: NE-SW (IIA/5), rectangular with rounded ends,  $1.35 \times 0.60 \times 1.25$  m

Burial: —

Body: —

Objects:

## a. E of superstructure

- |  |       |               |
|--|-------|---------------|
| 1. Inverted incised bowl, I-B/22 (IIA/14 var.) | 23247 | pls. 161, 45C |
| 2. Inverted black-topped bowl, II-A2 20 cm     | 23267 |               |

## T124 IB/IIA

pl. 121B

Superstructure: Gap to SE, wide gap to W,  $2.35 \times 0.32 \times 0.35$ – $0.65$  m (IB/1)Shaft: SE-NW (IA/2), rectangular with rounded ends,  $1.40 \times 0.80 \times 1.04$  m

Burial: —

Body: —

## REGISTER OF LOCI

155

## Objects:

a. Outside gap to E of superstructure

1. Large number of pebbles samp.

## T125 IB/IIA (cut by T109 and T111)

Superstructure: Preserved only to S

Shaft: SE-NW (IA/2), rectangular with rounded ends,  $0.93 \times 0.55 \times 0.46$  m

Burial: — infant II, 4–6 years

Objects: —

## T126 III

Superstructure: None (III/1)

Shaft: SE-NW (III/5), rectangular with rounded corners,  $1.30 \times 0.90 \times 0.57$  m

Burial: — adult female

Objects: —

## T127 III

pl. 122A

Superstructure: None (III/2)

Shaft: ESE-WNW (III/5), rectangular with rounded ends,  $1.02 \times 0.70 \times 0.80$  (from *gebel*), 1.15 (total) m

Burial: E/R/5 (right), 6 (left)/d adult female

Objects: —

## T128 Pre-C-Group

## T129 A. IIA/B; B. III

pl. 122B

Superstructure: Preserved only to N and NW of shaft

Shafts: A. NE-SW (IIA/5), oval,  $1.10 \times 0.70 \times ?$  mB. SE-NW (III/5), oval,  $1.16 \times 0.72 \times 0.88$  m

Burials: A. — Bodies: A. —

B. E/R/7/e B. —

Objects:

a. E of superstructure, displaced (applies to shaft A)

1. Black-topped bowl, II-A2 16 cm 23435

b. SE of superstructure (applies to Shaft A)

2. C-Group jar, III-C2, broken, on side 23481 pl. 59C

c. In shaft B, at feet of burial

3. 2 narrow oval pottery palettes made from form group II pots 23330

d. Uncertain location, possibly from T129

4. Incised bowl, I-B/14 (IIA/15) 24296 pls. 12C, 34C

## T130 IIB?

Superstructure:  $4.60 \times 0.70 \times 1.50$  m (IIB/1)Shaft: SE-NW (IA/2), rectangular with rounded ends,  $1.40 \times 0.90 \times 1.90$  m

Burial: — Body: —

Object:

a. NE of superstructure

1. C-Group jar, III-D 23194 pls. 60C, 68D

## T131 IB

Superstructure: Gap to E,  $2.60 \times 0.40 \times 0.30$ – $0.70$  m (IB/1)Shaft: SE-NW (IA/2), oval,  $1.60 \times 0.88 \times 1.60$  m

Burial: — mature female?

Objects:

a. SE of superstructure

1. Shell, *Etheria*, displaced, remains of  
galena

samp. pl. 113E  
23311 pls. 7C, 25C

2. Incised bowl, I-B/8b (*IB/7a*)

b. In debris in shaft

3. Pink granite bead, outsize

samp.

#### T132 IB/IIA

Superstructure: Not intact to W-NW-N,  $2.50 \times 0.50 \times 0.55$  m (*IB/1*)

Shaft: SE-NW (*IA/2*), oval,  $1.35 \times 0.80 \times 0.53$  m

Burial: — adult female

Objects: —

#### T133 IB/IIA

Superstructure: Gaps to N and S,  $2.15 \times 0.44 \times 0.25-0.35$  m (*IB/1*)

Shaft: SE-NW (*IA/2*), oval,  $1.45 \times 0.90 \times 1.05$  m

Burial: — adult female

Object:

a. In shaft

1. Shell, *Etheria*, remains of galena

samp. pl. 113F

#### T134 IIA

Superstructure:  $3.40 \times 0.60 \times 0.70-1.10$  m (*IIA/1*)

Shaft: SE-NW (*IA/2*), oval,  $1.45 \times 0.90 \times 1.94$  m

Burial: — probably adult, male

Objects:

a. NE of superstructure, in group

1. Inverted black-topped bowl, II-B1

21 cm

23318 pls. 52H, 55G

2. Inverted incised bowl, I-B/13b  
(*IIA/14*)

23310 pls. 11D, 33B

3. (Nos. 3-5 are nested and inverted)

Outer: black-topped bowl, II-B2

24 cm

23322 pl. 53G

4. Middle: black-topped bowl, II-B2

21 cm

23321

5. Inner: black-topped bowl, II-B2

17.5 cm

23320

b. In debris in shaft

6. Beads

23356

a. Bl. gl., size 1

82

b. Di., size 1

18

c. Car., size 1

116

7. Beads, Au rings in fiber core

64

B 1002\*

8. Pieces of resin

n/a

9. Sherds (plunderer's tools)

sherds

a. IV-C/-i

pl. 92C

b. VI-A var.

\* Cairo Museum, Journal d'entrée 89990

#### T135 III

Superstructure: None (*III/1*)

Shaft: SE-NW (*III/5*), rectangular with rounded ends,  $1.35 \times 0.90 \times 0.90$  m

Burial: E/— adult female

## REGISTER OF LOCI

157

## Objects:

*a.* In shaft

- |   |    |       |          |
|---|----|-------|----------|
| 1. Leather wrapping on feet, found in large semicircle (where plunderer had left it while still pliable?) |    | n/a   |          |
| 2. Beads, ost. egg., size 2   | 35 | samp. |          |
| 3. Bone ring, B2  |    | samp. | pl. 111B |

## T136 IB/IIA

Superstructure: Gap to SSE,  $2.50 \times 0.52 \times 0.40-0.50$  (IB/1)Shaft: SE-NW (IA/2), rectangular with rounded ends,  $1.40 \times 0.80 \times 1.80$  m

Burial: — adult male

## Objects:

*a.* In shaft, near surface

- |                                      |     |       |
|--------------------------------------|-----|-------|
| 1. Beads, ost. egg., sizes 1-2       | 207 | 23297 |
| 2. "Sherds of black-topped bowl," II |     | disc. |

*b.* At bottom of shaft

- |                                  |    |       |
|----------------------------------|----|-------|
| 3. Beads                         |    | 23297 |
| <i>a.</i> Bl. to dk. gl., size 1 | 20 |       |
| <i>b.</i> Car., size 1           | 1  |       |
| 4. Matting                       |    | 23298 |
| 5. Leather (from dark garment?)  |    | disc. |
| 6. Cloth fragments               |    | disc. |
| 7. Matting                       |    | disc. |

## T137 IB/IIA (crossed by T158)

Superstructure:  $2.50 \times 0.52 \times 0.40-0.50$  m (IB/1)Shaft: SE-NW (IA/2), rectangular with rounded corners,  $1.80 \times 1.20 \times 1.00$  m

Burial: — Body: —

## Object:

*a.* E of superstructure

- |                             |         |       |
|-----------------------------|---------|-------|
| 1. Black-topped bowl, II-B1 | 13.5 cm | 23339 |
|-----------------------------|---------|-------|

## T138 E. IIA (built over T4)

Superstructure: Not intact to SW-W-NW,  $2.98 \times 0.64 \times 0.56-0.74$  m (IB/1)Shaft: SSE-NNW (IA/2), rectangular with rounded ends,  $1.38 \times 0.70 \times 1.53$  m

Burial: — adult male

## Objects:

*a.* SE of superstructure

- |                                       |       |                        |
|---------------------------------------|-------|------------------------|
| 1. Zir, VI-F (IIA/26), with pot marks | 23328 | pls. 78A, 83A, fig. 10 |
|---------------------------------------|-------|------------------------|

*b.* In shaft

- |                         |       |  |
|-------------------------|-------|--|
| 2. Bone needle          | 23377 |  |
| 3. Leather belt         | samp. |  |
| 4. Fragments of leather | disc. |  |
| 5. Fragments of matting | disc. |  |

*c.* NE of superstructure

- |                                 |        |              |
|---------------------------------|--------|--------------|
| 6. Incised bowl, I-B/9a (IIA/8) | 21460  | pls. 9C, 29E |
| 7. Sherd of Egyptian jar, VI-B2 | sherd  | pl. 91B      |
| 8. Sherds of IV-1/a             | sherds | pl. 92E      |

## T139 I-IIA

Superstructure: Not intact to SE-S-SW,  $1.95 \times 0.50 \times 0.30-0.53$  m (IA/1-IB/1)

Shaft: SE-NW (IA/2), oval,  $1.05 \times 0.51 \times 1.05$  m

Burial: — infant, 2 1/2-3 years

Object:

a. In shaft

1. Shell, *Etheria*, no trace of galena, but a light brown substance on inside center

samp. pl. 113G

## T140 A. IIA; B. Pan?

Superstructure:  $2.00 \times 0.45 \times 0.30-0.50$  m (IB/1)

Shafts: A. SE-NW (IA/2), rectangular with rounded corners,  $1.05 \times 0.69 \times 0.90$  m

B. Circular (P/1 or P/6), diameter 0.70, depth 0.25 m

Burials: A. —

A. Infant, 1-2 years

B. —

B. —

Objects:

a. NE of superstructure (apply to shaft A)

1. Inverted black-topped bowl, II-B2 13 cm

23340

2. Inverted incised bowl, I-B/9a (IIA/8)

23347

pls. 9D, 29D

b. In Shaft A

3. Shell bracelet, A

23365

pl. 110K

c. Unknown location

4. Sherds

sherds

a. I-B/15a

pl. 86F

b. III-D/iii

c. III/C/i

d. III-A var. or VI-A, cf. T134:9b

e. VI-B2

pl. 91C

## T141 IB/IIA

Superstructure: Gap to SE,  $2.10 \times 0.35 \times 0.35$  m (IB/1)

Shaft: SE-NW (IA/2), rectangular with rounded ends,  $1.10 \times 0.65 \times 0.57$  m

Burial: — infant, less than 1 year

Objects:

a. SE of superstructure

1. Inverted black-topped bowl, II-B2 15.4 cm

24835

b. In shaft

2. Beads

23375

a. Bl. gl., size 1

20

b. Car., size 1

1

c. Car., size 2

1

d. Bl. to gn. fa., tubular ( $13.8 \times 3.2$  mm;

$10.0 \times 3.2$  mm)

2

pl. 116L

## T142 IIA/B

Superstructure: Gap to SW,  $2.60 \times 0.48 \times 0.32-0.73$  m (IB/1)

Shaft: NE-SW (IIA/5), oval,  $1.56 \times 0.98 \times 1.30$  m

Burial: —

ca. 12 years, probably male

Objects: —

## REGISTER OF LOCI

159

## T143 IIA/B

Superstructure: Preserved only on N and NW, ?  $\times$  0.44  $\times$  0.58 mShaft: NE-SW (IIA/5), rectangular with rounded ends, 1.72  $\times$  1.09  $\times$  1.23 m

Burial: — adult female

Object:

a. In shaft

1. Unlobed hair ring, A2

samp. pl. 1090

## T144 IIA?

Superstructure: 3.20  $\times$  0.46  $\times$  0.66–0.80 m (IIA/1)Shaft: SE-NW (IA/2), rectangular with rounded ends, 1.90  $\times$  0.95  $\times$  1.52 m

Burial: — adult, possibly male

Objects:

## T145 IB/IIA

Superstructure: 2.50  $\times$  0.55  $\times$  0.52–0.70 m (IB/1)Shaft: SE-NW (IA/2), oval, 1.09  $\times$  0.69  $\times$  1.58 m

Burial: — ca. 10–11 years

Objects: —

## T146 IIA/B

Superstructure: Gap to SW, 2.10  $\times$  0.30  $\times$  0.36–0.58 m (IB/1)Shaft: NE-SW (IIA/5), rectangular with rounded ends, 1.65  $\times$  0.65  $\times$  1.40 m

Burial: — adult male

Objects: —

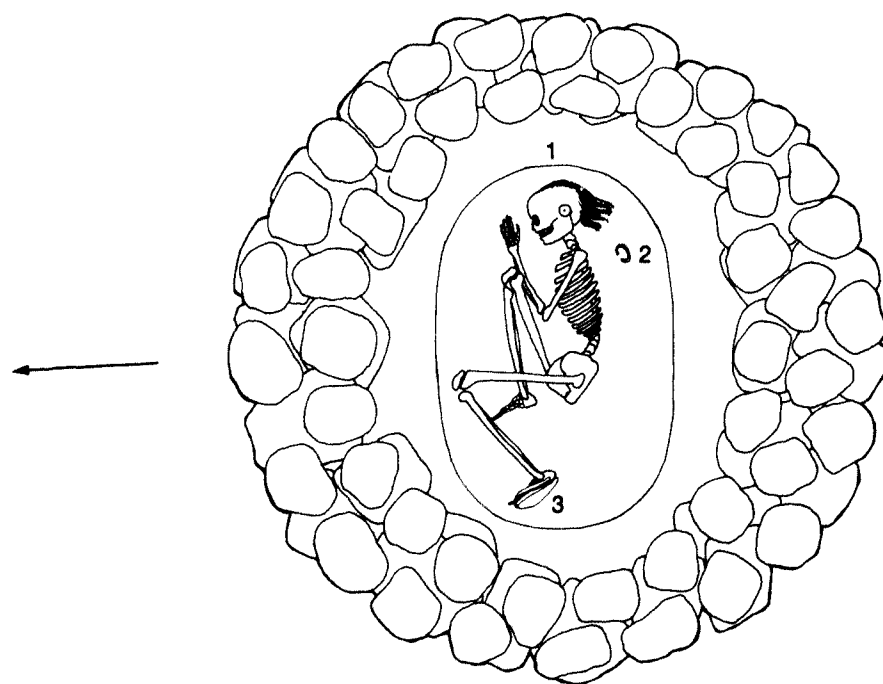


Figure 18. T147

## T147 IIA/B

fig. 18

Superstructure:  $2.20 \times 0.35 \times 0.30-0.50$  (IB/1)Shaft: NE-SW (IIA/5), oval,  $1.25 \times 0.82 \times 0.85$  m

Burial: N/R/5 (left) 6-7 (right)/d adult female; reddish hair on back of head

## Objects:

## a. In shaft, near body

1. 2 unlobed hair rings, A1 and A2, one on each side of skull at ear

23367 pls. 109P, 112B

2. 2 bracelets, B2

23366A-B pl. 110J

3. Leather

samp.

## a. 2 sandals, form I

## b. Fragments of light garment leather

4. Beads, on bottom of shaft

23368

## a. Bl. gl., size 1

35

## b. Ost. egg., size 1

1

## c. Very small copper barrels

2

## T148 IB/IIA (abuts on T180)

Superstructure: Not intact to S-SW-W,  $2.15 \times 1.04 \times 0.45-0.73$  m (IB/1)Shaft: SE-NW (IA/2), rectangular with rounded ends?,  $1.66 \times 0.95 \times 2.40$  m

Burial: N/R/4/—, upper body destroyed adult male

## Objects:

## a. E of superstructure

1. Inverted black-topped bowl, II-B1 16.2 cm

23432

## b. In shaft

2. Large beads of cut tubular bones (ca. 21

 $\times 8.5$  mm; one ex.,  $10.0 \times 8.5$  mm) 4

samp.

## T149 IIA (abuts on T179, which cuts T185)

fig. 19

Superstructure: Preserved only to NE, ca.  $2.40 \times 0.75 \times 0.40-0.55$  m (IB/1)Shaft: NE-SW (IIA/5), rectangular with rounded ends,  $1.80 \times 0.80 \times ?$  m

Burial: —

Body: —

## Objects:

## a. NE of superstructure

1. Inverted incised bowl, I-B/19a<sup>ii</sup>  
(IIA/19,21 var.)

23350

pls. 15D, 41A

2. Inverted black-topped bowl, II-A2 13.8 cm

23345

fig. 19

3. Zir, with pot marks, VI-F (IIA/26)

23332

pls. 78C, 83C,  
fig. 10

## NE of T149 (objects of uncertain attribution)

## Objects:

1. Incised bowl, I-B/26b<sup>iii</sup> (IIB/13g)

24277

pl. 18D, 50B

2. Upright black-topped bowl

sherds

3. "Sherds of large greenish cream jar," VI

disc.

4. Inverted black-topped bowl, II-A2 14.8 cm

23431

## T150 III

Superstructure: None (III/1)

Shaft: SE-NW (III/5), rectangular with rounded ends,  $1.10 \times 0.60 \times 0.90$  m

Burial: —

adult female



## REGISTER OF LOCI

161

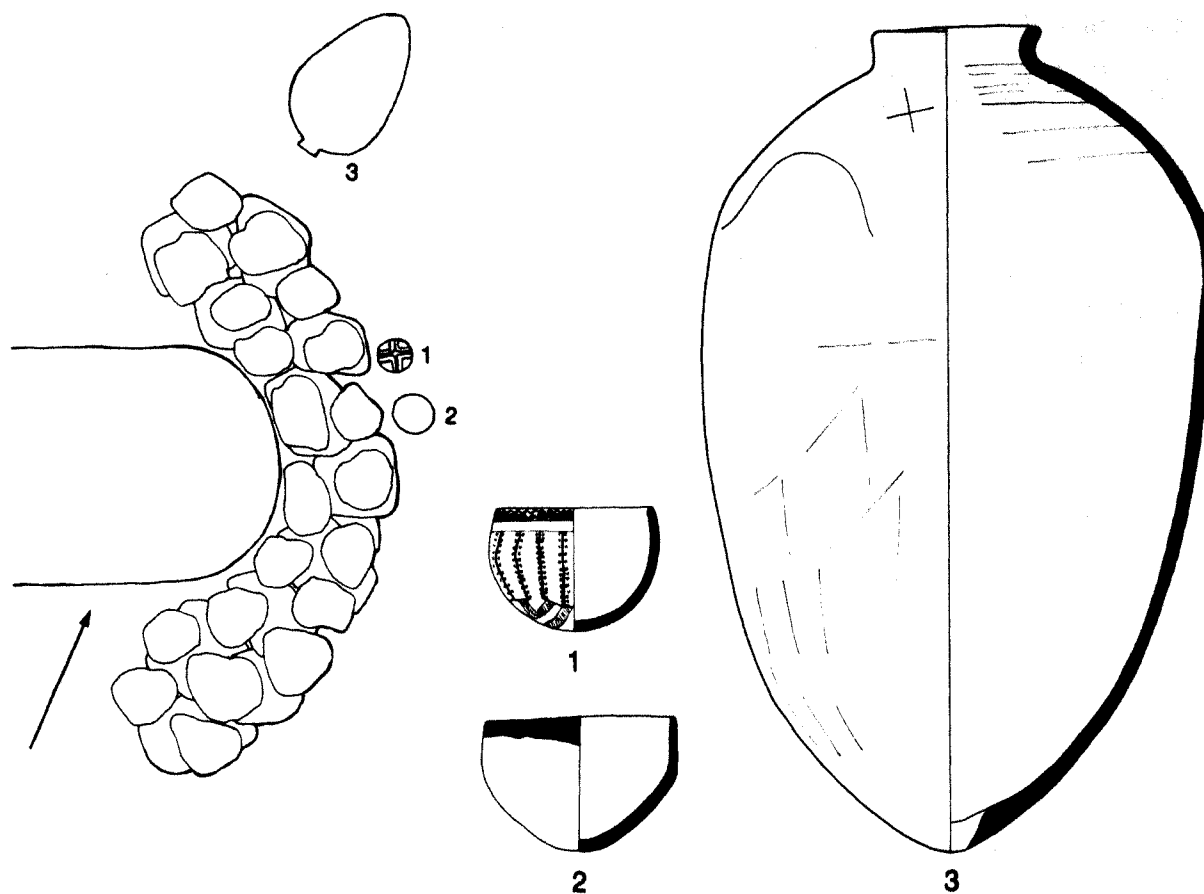


Figure 19. T149

## Objects:

## a. In shaft

1. Beads, ost. egg., size 2	22	samp.
-----------------------------	----	-------

## T151 E. III

Superstructure: Few flat pieces of sandstone around edge of shaft (III/2b)

Shaft: NE-SW (III/6), rectangular with rounded ends, 1.30 × 0.80 × 1.00 m

Burial: — adult female; braids of hair on skull (n/a)

## Objects:

## a. In shaft

1. Beads, ost. egg., size 3	8	samp.
2. Sherds (plunderer's tools)		sherds
a. I-A/2a (IA/7)		pl. 88G
b. I-A/2b (IB/4a)		pl. 88L
3. Pebble		disc.

## T152 IB/IIA

Superstructure:  $2.20 \times 0.35 \times 0.26\text{--}0.40$  m (*IB/1*)Shaft: SE–NW (*IA/2*), oval,  $1.58 \times 0.90 \times 1.20$  m

Burial: —

Body: —

Object:

a. In W part of superstructure

1. Fragment of stela with incised cow  
(*IA/4*, reused)

disc.

## T153A Pre-C-Group

## T153B Pre-C-Group

## T153CE. IIA (cuts T153B, which cuts T153A)

fig. 20, pl. 123A

Superstructure: Preserved only to N and W,  $? \times 0.33 \times 0.46\text{--}0.70$  m (*IB/1* or later)Shaft: SE–NW (*IA/2*), rectangular with rounded ends,  $1.30 \times 0.80 \times 1.20$  m

Burial: —

adult female

Objects:

a. E of superstructure (N–S)

- |  |                  |               |
|--|------------------|---------------|
| 1. Perforated disc of clay   | samp.            |               |
| 2. C-Group jar, III-G2ai/i,iii ( <i>IIA/23</i> )                                     | 23333            | pls. 65C, 72C |
| 3. Egyptian jar, VI-D  | 23334            | pls. 77A, 82C |
| 4. Inverted incised bowl, I-B/23(6cii,<br>irregular vertical bands) ( <i>IB?7a</i> ) | 23346            | pls. 7D, 25D  |
| 5. Inverted black-topped bowl, II-B1   | 16.5 cm<br>23341 | fig. 20       |

## T154 IIA

Superstructure: Gap to SE,  $2.00 \times 0.40 \times 0.35$  m (*IB/1*)Shaft: SE–NW (*IA/2*), rectangular with rounded ends,  $1.50 \times 0.70 \times 0.60$  m

Burial: —

Body: —

Objects:

a. SE of superstructure

- |  |       |          |
|--|-------|----------|
| 1. Fragment of clay figurine ( <i>IIA/25</i> ) | 23486 | pl. 102B |
| b. Uncertain location, probably from shaft     |       |          |
| 2. Beads                                       | 23372 |          |
| a. Bl. gl., size 1                             | 195   |          |
| b. Blk. gl., size 1                            | 15    |          |
| c. Di., size 1                                 | 23    |          |
| d. Ost. egg., size 1                           | 1     |          |

## T155 Pre-C-Group

## T156 IB/IIA

Superstructure:  $2.74 \times 0.62 \times 0.45\text{--}0.56$  m (*IB/1*)Shaft: SE–NW (*IA/2*), rectangular with rounded ends,  $1.44 \times 0.87 \times 1.60$  m

Burial: —

adult, probably female

Objects:

a. In shaft

- |                    |    |       |
|--------------------|----|-------|
| 1. Beads           |    | samp. |
| a. Bl. fa., size 1 | 1  |       |
| b. Car., size 2    | 11 |       |
| 2. Sandals         |    | disc. |

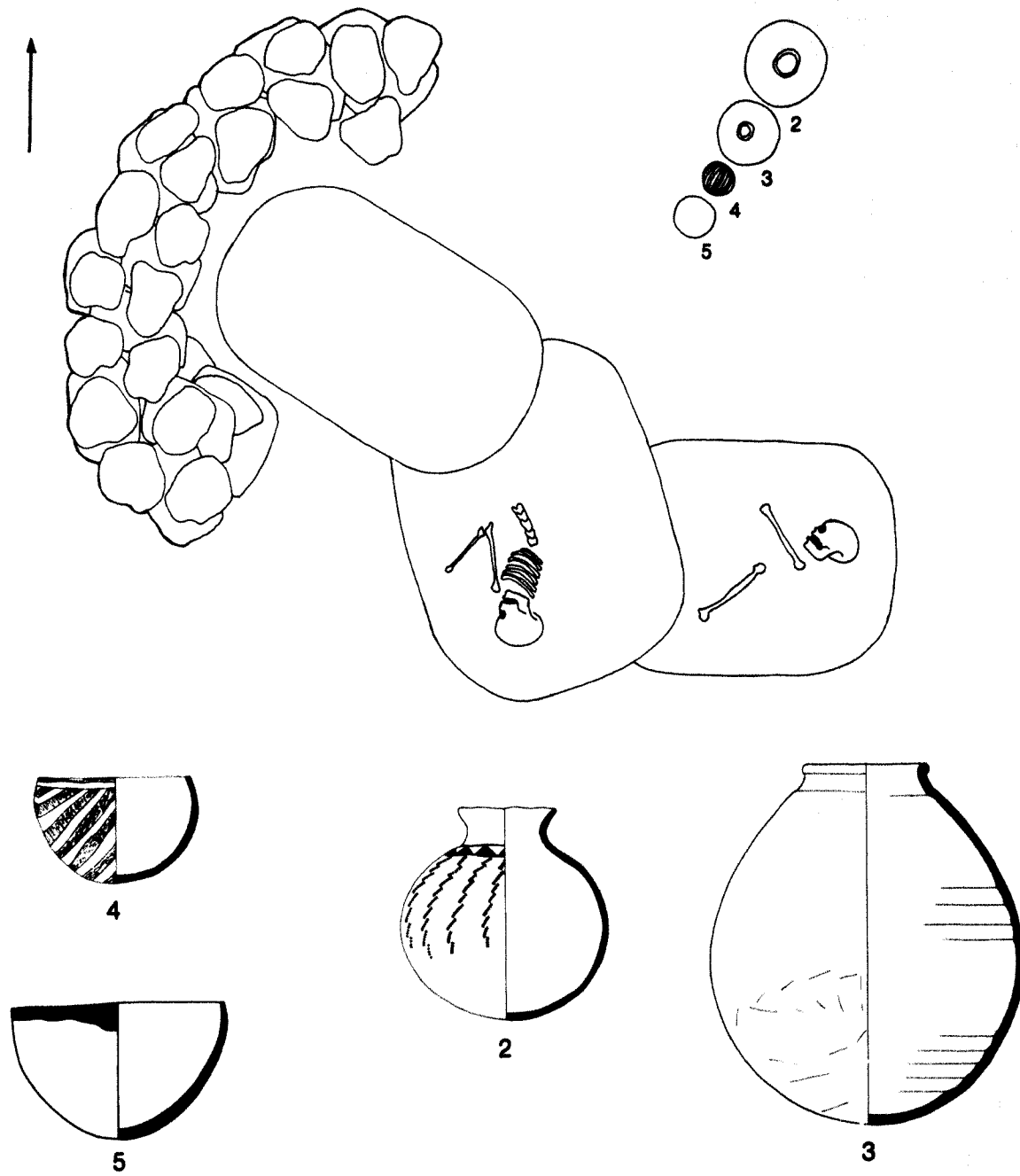


Figure 20. T153. N.B.: no. 2 is at 1:10; all others are at 1:5.

## T157 IIA/B

Superstructure:  $3.25 \times 0.45 \times 0.55$ –1.10 m (IIA/1)Shaft: NE–SW (IIA/5), rectangular with rounded ends,  $1.70 \times 0.70 \times 1.40$  m

Burial: — adult female; wavy black hair

Objects: —

## T158 IIA?

Superstructure:  $3.30 \times 0.56 \times 0.65$ –1.10 m (IIA/1)Shaft: SE–NW (IA/2), rectangular with rounded ends,  $1.50 \times 0.80 \times 2.62$  m

Burial: — adult, probably male

Objects: —

## T159 IIA/B

Superstructure: Preserved only to NE–E–SE,  $? \times 0.27 \times 0.28$ –0.41 mShaft: NE–SW (IIA/5), rectangular with rounded ends,  $0.97 \times 0.54 \times 1.15$  m

Burial: — ca. 4 years

Objects: —

## T160 IB/IIA

Superstructure: Preserved only to NE–E,  $? \times 0.38 \times 0.46$ –0.82 mShaft: SE–NW (IA/2), rectangular with rounded ends,  $1.85 \times 0.90 \times 1.60$  m

Burial: — adult male

Objects:

## a. In shaft

1. 2 ivory bracelets, B3 23378 pls. 110O, 112M

2. Beads 23376

a. Di., outsize, irregular 5 pl. 116K

b. Bl. fa., size 1 1

3. 2 bone rings 23275A–B pl. 111D

a. With bezel, B4

b. Plain, B1

## T161 E. IIA

Superstructure: Not intact to N–NE–E,  $? \times 0.38 \times 0.46$ –0.82 m (IB/1 or later)Shaft: SE–NW (IA/2), oval,  $1.20 \times 0.86 \times 1.10$  m

Burial: — juvenile female, ca. 18 years

Objects:

## a. E of superstructure

1. Inverted black-topped bowl, II/B2 22.5 cm 23344

2. Egyptian jar, VI-C, on side 23335 pl. 76A

## T162 IIA (cuts T153 and T190)

fig. 21

Superstructure:  $2.23 \times 0.76 \times 0.42$ –0.59 m (IB/1)Shaft: SE–NW (IA/2), rectangular with rounded ends,  $1.30 \times 0.83 \times 1.84$  m

Burial: — ca. 12–13 years

Objects:

## a. NE of superstructure

1. Inverted incised bowl, I-B/20c (IIA/22 var.) 23352 pls. 16B, 43B

2. Inverted black-topped bowl, II-B1 (IIA/24) 18 cm 23342 fig. 21

## b. Inside superstructure, E of shaft, displaced

3. Small C-Group jar, III-A1/i 23338 pls. 58C, 67B

## REGISTER OF LOCI

165

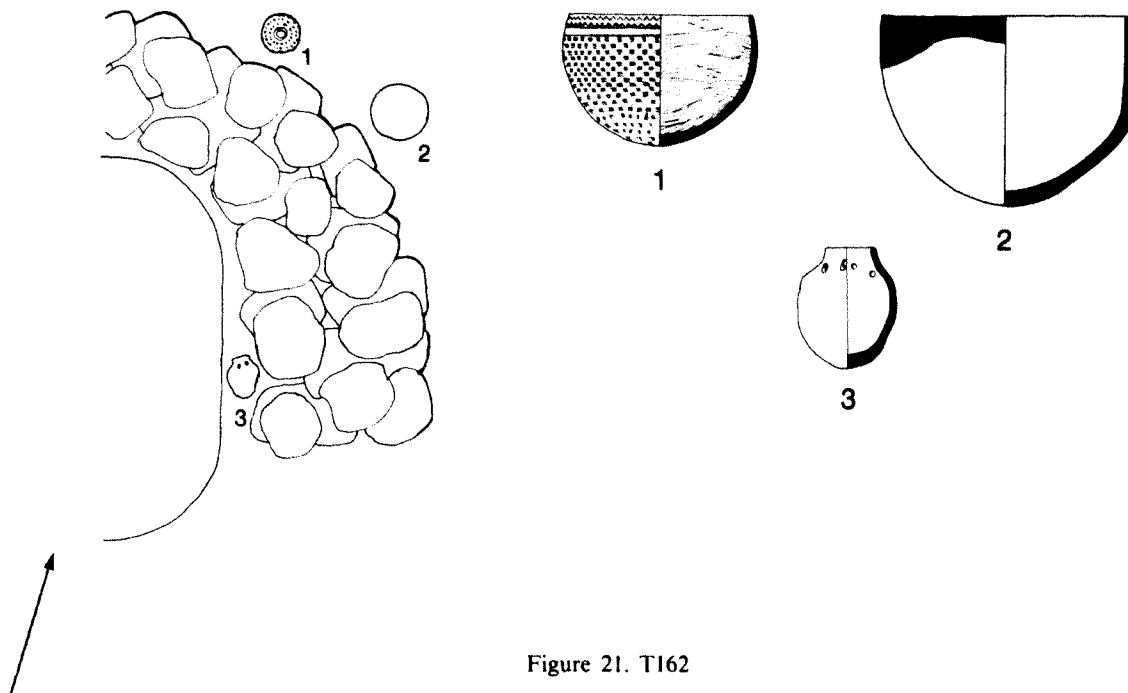


Figure 21. T162

## T163 IB/IIA

Superstructure: Preserved only to S-SW,  $? \times 0.31 \times 0.24-0.59$  m (*IB/1* or later)Shaft: SE-NW (*IA/2*), rectangular with rounded ends,  $1.65 \times 0.72 \times 1.37$  m

Burial: — juvenile, possibly female, ca. 12 years

Objects:

- a. 1. Large tubular bone beads  
(ca.  $20 \times 9-10$  mm)

11 23370 pls. 116N-O

## T164 III

Superstructure: None (*III/1*)Shaft: SE-NW (*III/5*),  $1.19 \times 0.56 \times 1.09$  m

Burial: — infant II, ca. 6 1/2–7 1/2 years

Objects:

- a. In shaft  
1. Sandals, form II  
2. Incised sherds, I-B/2b (*IB/4a*,  
plunderer's tool)

samp.  
24846 pls. 6D, 23B

## T165 E. III

Superstructure: Tumulus; "Pit [filled with sand and gravel] covered with rocks [to] 76 cm above bottom of pit [*(P/5)*]. [Then] sand [to] 135 cm above bottom of pit. . . ."Shaft: NE-SW (*IIA/5*), rectangular with rounded ends,  $0.83 \times 0.50 \times 0.25$  m

Burial: E/R/6/d infant I, 7 1/2–8 1/2 years

Objects:

- a. Inside tumulus (thrown out of shaft?)  
1. Incised bowl, I-B/26biii (*IIB/13y*)

23354 pls. 18C, 50C

*b.* In shaft

- |  |   |   |        |         |
|--|---|---|--------|---------|
| 2. Beads, bl. gl., size 1 (from leather?)  | 7 | 7 | samp.  |         |
| 3. Ostrich feathers ( <i>K/13</i> ), opposite elbows   |   |   | samp.  |         |
| 4. Sherds of C-Group utility vessel, brown-black inside  |   |   | sherds |         |
| 5. Leather (probably dark garment leather) wrapped around legs and hips, and under arms at shoulders (with beads?) |   |   | disc.  |         |
| 6. Sherds of I-B/1b-c  |   |   | sherds |         |
| 7. Sherds of I-B/2b  |   |   | sherds | pl. 88F |

## T166 III

Superstructure: None (*III/1*)Shaft: SE-NW (*III/5*), rectangular with rounded ends

Burial: — adult female

## Objects:

*a.* In shaft

- |                              |    |       |          |
|------------------------------|----|-------|----------|
| 1. Sandals, form III-B       |    | 23331 | pl. 108B |
| 2. Leather wrapping          |    | disc. |          |
| 3. Small fragment of textile |    | disc. |          |
| 4. Beads                     |    | 23373 |          |
| <i>a.</i> Bl. gl., sizes 1-2 | 37 |       |          |
| <i>b.</i> Di., sizes 1-2     | 3  |       |          |
| <i>c.</i> Di., size 2        | 6  |       |          |
| <i>d.</i> Di., size 3        | 5  |       | pl. 116J |
| <i>e.</i> Ost. egg., size 3  | 1  |       |          |
| <i>f.</i> Car., size 2       | 1  |       |          |

## T167 III

Superstructure: None (*III/1*)Shaft: SE-NW (*III/5*), rectangular with rounded ends,  $1.30 \times 0.82 \times 0.68$  m

Burial: — adult male; blond hair, metopism

## Objects:

*a.* In shaft

- |                                       |       |          |
|---------------------------------------|-------|----------|
| 1. Hair ring, Bl, mended in antiquity | samp. | pl. 109Q |
| 2. Sandals                            | disc. |          |

## T168 IB (overlies T11 of pre-C-Group date)

Superstructure: Wide gap to S,  $2.56 \times 0.78 \times 0.40-0.60$  m (*IB/1*)Shaft: SE-NW (*IA/2*), rectangular with rounded ends,  $1.50 \times 0.75 \times 2.00$  m

Burial: — adult female

## Objects:

*a.* SE of superstructure (S-N)

- |  |         |       |               |
|--|---------|-------|---------------|
| 1. C-Group jar, III-D, on side                     |         | 23436 | pls. 60B, 68B |
| 2. Inverted black-topped bowl, II-B1               | 19.5 cm | 23429 |               |
| 3. Inverted incised bowl, I-B/6cii ( <i>IB/9</i> ) |         | 23351 | pls. 7F, 26B  |

## T169 IB/IIA

Superstructure: Not intact to NW-N-E, ca.  $2.28 \times 0.25 \times 0.12-0.27$  m (*IB/1*)Shaft: SE-NW (*IA/2*), rectangular with rounded ends,  $1.68 \times 0.90 \times 1.98$  m

Burial: — adult female

## REGISTER OF LOCI

167

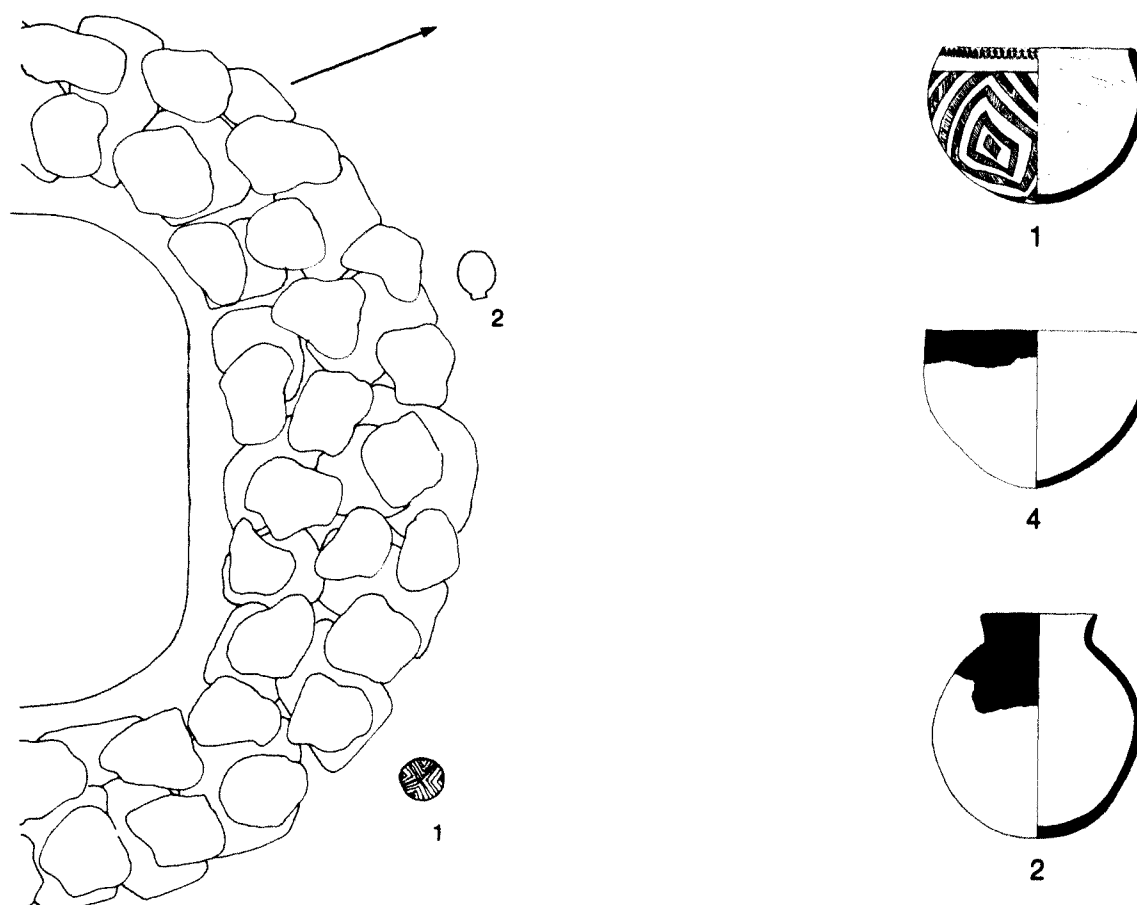


Figure 22. T171. The location of no. 4 is unknown.

## Objects:

## a. In shaft

1. Unlobed hair ring with conical cross section, A1
2. Beads
  - a. Ost. egg., size 3, from bottom of shaft ca. 275
  - b. Bl. gl., size 1 1
3. Sherds, I-B/9a

23374 pl. 109R

23391 pl. 116C

pl. 92F

## Between T169 and T205

## Objects:

1. Sherds, I-B/9a

sherds pl. 86B

## T170 IIA/B

Superstructure:  $2.37 \times 0.65 \times 0.30-0.65$  m (IB/1)Shaft: NE-SW (IIA/5), rectangular with rounded ends,  $1.23 \times 0.63 \times 1.45$  m

Burial: — mature, probably female

## Object:

## a. NE of superstructure

1. Inverted black-topped bowl, II n/a

## T171 IB or later (cuts T211)

fig. 22

Superstructure:  $3.01 \times 0.65 \times 0.60\text{--}0.80$  m (IIA/1)Shaft: SE–NW (IA/2), rectangular with rounded ends,  $2.00 \times 1.15 \times 2.63$  m

Burial: — adult male

## Objects:

## a. E of superstructure

1. Inverted incised bowl, I-B/1ci (IB/5) 23349 pls. 5A, 21A

## b. NNE of superstructure

2. C-Group jar, III-E 23437 pl. 62C

## c. In shaft

3. Beads, lt. bl. to gn. fa., size 1 ca. 270 23400

## d. Unknown location

4. Black-topped bowl, II-A2 15.8 cm 23428 pls. 52G, 55F

## T172 IB/IIA

Superstructure: Gap to NE,  $2.20 \times 0.45 \times 0.50\text{--}0.60$  m (IB/1)Shaft: SE–NW (IA/2), rectangular with rounded ends,  $1.30 \times 0.80 \times 1.45$  m

Burial: — possibly 5 years

## Objects:

## a. Unknown location

1. "Sherds of black-topped bowl," II disc.

## T173 IB/IIA

Superstructure: Gap to NW,  $2.60 \times 0.45 \times 0.35\text{--}0.40$  m (IB/1)Shaft: SE–NW (IA/2), rectangular with rounded ends,  $1.40 \times 0.80 \times 1.20$  m

Burial: — senile, possibly female

## Objects:

## a. Unknown location

1. Sherds disc.

## a. Egyptian jar, V or VI

## b. "Black-topped bowl," II

## T174 IB/IIA

Superstructure:  $2.20 \times 0.50 \times 0.40$  m (IB/1)Shaft: SE–NW (IA/2), rectangular with rounded ends,  $1.60 \times 1.10 \times 1.65$  m

Burial: — young adult, possibly female

## Objects: —

## T175 IB/IIA

Superstructure:  $2.80 \times 0.80 \times 0.60\text{--}0.80$  m (IB/1)Shaft: ESE–WNW (IA/2), rectangular with rounded ends,  $1.50 \times 0.85 \times 1.00$  (from *gebel*) m

Burial: — adult, probably female

## Objects: —

## T176 IIA (cuts or overlies T177B; T176, T178, and T194 overlain by T189)

fig. 23, pl. 124A

Superstructure: Gap to N and one to E–SE–S,  $3.00 \times 0.40 \times 0.64$  m (IIA/1)Shaft: ESE–WNW (IA/2), rectangular with rounded ends,  $1.50 \times 0.73 \times 1.15$  m

Burial: E/R/5/c mature male, with "edge-to-edge bite"



## REGISTER OF LOCI

169

## Objects:

- |  |        |               |
|--|--------|---------------|
| <i>a. In shaft</i>   |        |               |
| 1. Leather with beads  | n/a    |               |
| <i>a. Beads, bl. gl., size 1, sewn in lozenge-shaped pattern</i> | 23362  | pl. 106A      |
| 2. Ostrich feathers ( <i>K/13</i> )                              | samp.  |               |
| 3. Fur from garment  | samp.  |               |
| <i>b. From body</i>  |        |               |
| 4. Mesh of fabric beneath head                                   | disc.  |               |
| 5. Leather beside head   | disc.  |               |
| 6. Leather wrapping or garment                                   | n/a    |               |
| 7. Fur from leather wrapping or garment                          | disc.  |               |
| <i>c. Unknown location</i>                                       |        |               |
| 8. Incised black sherds  | n/a    |               |
| 9. Sherds  | sherds |               |
| <i>a. IV-D</i>   |        |               |
| <i>b. I—/8b (IB/7a, plunderer's tool)</i>                        |        |               |
| <i>c. IV-D</i>   |        |               |
| <i>d. I-B/2b</i>   |        | pl. 87F       |
| 10. C-Group jar, III-C1 (plunderer's tool?)                      | 24255  | pls. 58J, 67H |

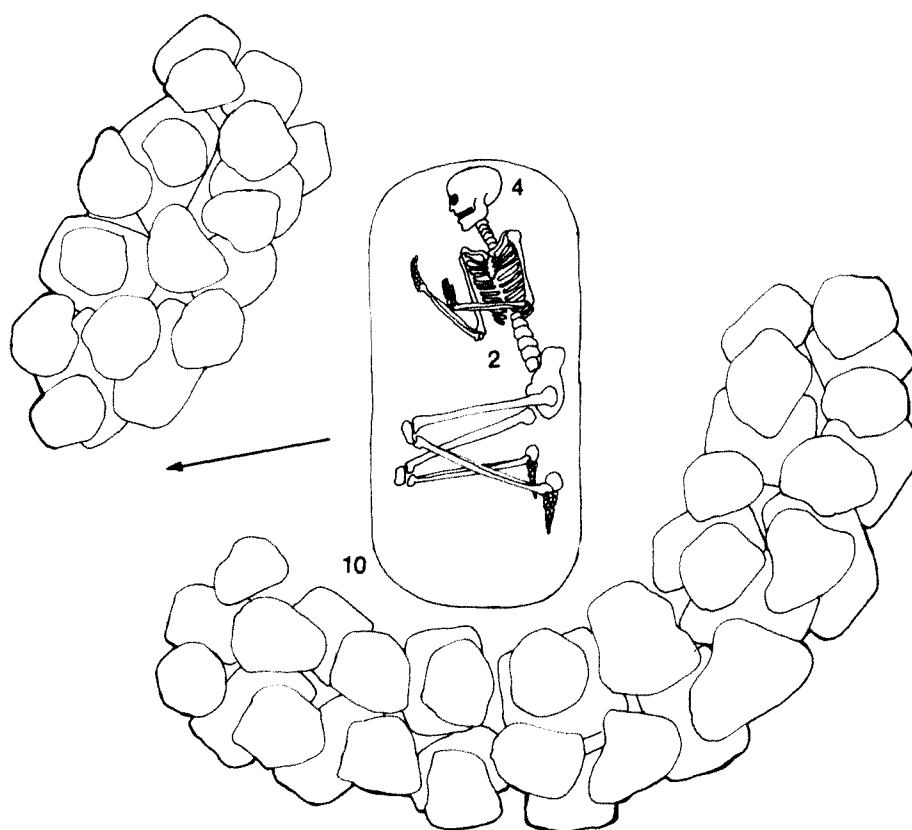


Figure 23. T176. Nos. 4–6 are objects for which the location was specified, but not precisely.

## T177 A. IIA; B. Pan? (overlain by T176)

Superstructure: Gap to N,  $2.20 \times 0.52 \times 0.22\text{--}0.33$  m (*IB/1*)Shafts: A. ESE-WNW (*IA/2*), rectangular with rounded ends,  $1.34 \times 0.76 \times 1.39$  mB. Circular (*P/1* or *P/6*),  $0.52 \times 0.60 \times 0.45$  m

Burials: A. —

A. Adult, possibly male

B. —

B. —

## Objects:

## a. In shaft

1. Hair ring, B1, mended in antiquity

23296 pl. 109E

2. Beads

23296

a. Bl. gl., size 1

3

b. Ost. egg., size 1

50

## b. N of superstructure

3. Inverted black-topped bowl, II, at break

in superstructure

sherds

n/a

4. Incised C-Group jar, III-G2a*ii*

23441

pls. 64E, 71E

## T178 IB/IIA

Superstructure:  $2.20 \times 0.55 \times 0.40\text{--}0.55$  m (*IB/1*)Shaft: SE-NW (*IA/2*), rectangular with rounded ends,  $1.80 \times 0.85 \times 1.51$  m

Burial: —

adult female

## Objects:

## a. Unknown location

1. Sherds

disc.

## T179 IB/IIA (abuts on T149 and cuts T185)

Superstructure: Gap to NE,  $2.30 \times 0.43 \times 0.27$  m (*IB/1*)Shaft: SE-NW (*IA/2*), rectangular with rounded ends,  $1.41 \times 0.82 \times 1.50$  m

Burial: E/R/7/d

mature male

## Objects:

## a. E of superstructure (inside circle T185)

1. Black-topped bowl, II-B2

16 cm

23474

2. "Sherds of black-topped bowl"

disc.

## b. In shaft

3. Sandals, form IV, one kept

23369

pl. 107G

4. Leather garment or wrapping

disc.

## T180 E. III (built against T148)

Superstructure: Incomplete; one course of stones, ca. 12 cm high on S and SE

Shaft: NE-SW (*IIA/5*), rectangular with rounded ends,  $1.09 \times 0.69 \times 0.50$  m

Burial: —

adult male

## Object:

## a. Inside superstructure, slightly SW of shaft

1. Oval grindstone, displaced or reused

pre-C-Group

23393

pl. 114A

## T181 IB

Superstructure: Gap to N-NE,  $2.95 \times 0.55 \times 0.45\text{--}0.50$  m (*IB/1*)Shaft: SSE-NNW (*IA/2*), rectangular with rounded ends,  $1.65 \times ? \times 1.47$  m

Burial: —

juvenile, female, ca. 18 years

## REGISTER OF LOCI

171

## Objects:

## a. Outside superstructure to E (N-S)

- |                                      |         |       |              |
|--------------------------------------|---------|-------|--------------|
| 1. Inverted black-topped bowl, II-A2 | 13.5 cm | 23427 | pl. 52A      |
| 2. Inverted incised bowl, I-B/8b     |         | 23348 | pls. 7E, 26A |

## T182A III (not connected with T182B)

Superstructure: None (III/1)

Shaft: SE-NW (III/5), rectangular with rounded ends,  $1.45 \times 0.80 \times 1.50$  m

Burial: — mature female

## Objects:

## a. In shaft

- |                            |         |       |          |
|----------------------------|---------|-------|----------|
| 1. Sandals, form III-B     |         | 23394 | pl. 108C |
| 2. Beads                   |         | 23388 |          |
| a. Bl. gl., size 1         | ca. 130 |       |          |
| b. Bl. fa., sizes 1-2      | ca. 64* |       |          |
| 3. Leather (dark garment?) |         | disc. |          |

\* Eight are very thin discs.

## T182B Pan Grave or offering hole

Superstructure: None

Shaft: Circular,  $0.75 \times 0.65 \times 0.65$  m (P/1)

Burial: —

Body: —

Objects: —

## T183 III

Superstructure: None (III/1)

Shaft: SE-NW (III/5), rectangular with rounded ends,  $1.40 \times 0.80 \times 2.00$  m

Burial: — senile female

## Objects:

## a. In shaft

- |          |  |     |
|----------|--|-----|
| 1. Beads |  | n/a |
|----------|--|-----|

## T184 III

Superstructure: None (III/1)

Shaft: SE-NW (III/5), rectangular with rounded ends,  $1.25 \times 0.70 \times 1.40$  m

Burial: — infant, 2 1/2-3 years

## Objects:

## a. In shaft

- |                                     |         |       |
|-------------------------------------|---------|-------|
| 1. Beads, bl. to gn. gl., sizes 1-2 | ca. 300 | 23390 |
|-------------------------------------|---------|-------|

## T185 IB/IIA (cut by T179)

Superstructure: Preserved only to NE-E-SE,  $? \times 0.80 \times ?$  m (IB/1 or later)Shaft: SE-NW (IA/2), rectangular with rounded ends,  $1.50 \times 0.80 \times 0.70$  m

Burial: —

Body: —

## Objects:

## a. N of superstructure

- |                             |         |       |
|-----------------------------|---------|-------|
| 1. Black-topped bowl, II-B2 | 15.4 cm | 24834 |
|-----------------------------|---------|-------|

## T186 III

Superstructure: None (III/1)

Shaft: SE-NW (III/5), rectangular with rounded ends,  $1.10 \times 0.70 \times 1.00$  m

Burial: —

adult female

Objects: —

## T187 IB/IIA

Superstructure: Preserved only to N-NE,  $? \times 0.15 \times 0.20-0.23$  m (*IB/1* or later)Shaft: SE-NW (*IA/2*), rectangular with rounded ends,  $1.60 \times 0.78 \times 1.98$  m

Burial: — adult female

Objects:

## a. In shaft

1. Beads, gn. fa., size 2 148 23389 pl. 116G

## T188 III

Superstructure: None (*III/1*)Shaft: SE-NW (*III/5*),  $1.45 \times 0.87 \times 1.07$  m

Burial: E/R/7/d adult female

Objects:

## a. SE of shaft

1. Inverted black-topped bowl, II-B1 13.5 cm 23430

## b. In debris in shaft

2. Sherds, IV-B1?/*biia* sherds

3. "Sherds of incised bowl, black" disc.

4. Fragments of cord disc.

## T189 IIA (overlies T176, T178, and T194)

Superstructure:  $3.12 \times 0.69 \times 0.40-0.65$  (*IIA/1*)Shaft: SE-NW (*IA/2*), rectangular with rounded ends,  $1.75 \times 0.90 \times 2.58$  m

Burial: — Body: —

Objects:

## a. Unknown location

1. Sherds of "incised black-top" bowl,  
IV-B, C, or D? disc.2. Sherds of "incised red" bowl, IV-B, C,  
or D? disc.

## T190 IB/IIA (cut by T162)

Superstructure:  $2.47 \times 0.60 \times 0.45-0.85$  m (*IB/1*)Shaft: SE-NW (*IA/2*), rectangular with rounded ends,  $1.30 \times 0.82 \times 1.45$  m

Burial: — adult, probably female

Objects: —

## T191 IIA

fig. 24

Superstructure: Preserved only to NE and S-SW,  $2.27 \times 0.33 \times 0.23-0.43$  m (*IB/1*)Shaft: SE-NW (*IA/2*), rectangular with rounded ends,  $1.55 \times 0.86 \times 1.22$  m

Burial: E/R/6/d, head resting on pebbles adult female

Objects:

## a. In shaft

1. Circular sandstone palette samp. pl. 115C

2. 5 quartz (white) pebbles under head disc.

3. Leather around waist and legs (dark  
garment?) disc.

4. Fur (from leather?) disc.

5. Ostrich feathers (*K/13*) disc.

6. Sandals disc.

## REGISTER OF LOCI

173

T192 III

Superstructure: None (*III/1*)Shaft: SE-NW (*III/5*), oval,  $1.20 \times 0.70 \times 0.50$  m

Burial: —

young adult; trace of hematite on right side of skull

Objects:

a. In shaft

1. Beads, bl. to gn., mostly opaque, gl., size 1

ca. 87

samp.

T193 Number not used

T194 IB/IIA

Superstructure:  $2.64 \times 0.70 \times 0.40-0.69$  m (*IB/1*)Shaft: SE-NW (*IA/2*), rectangular with rounded ends,  $1.35 \times 0.69 \times 1.66$  m

Burial: —

Body: —

Objects:

a. In shaft

1. Beads

23392

- |  |    |
|--|----|
| a. Bone tubular (3 exx., $17.5 \times 7.5$ mm; |    |
| 9 exx., $11-12 \times 7.5$ mm)                 | 12 |
| b. Small bone barrel ( $6.0 \times 4.7$ mm)    | 1  |
| c. Bone disc., size 3                          | 1  |
| d. Bl. fa., size 1                             | 1  |

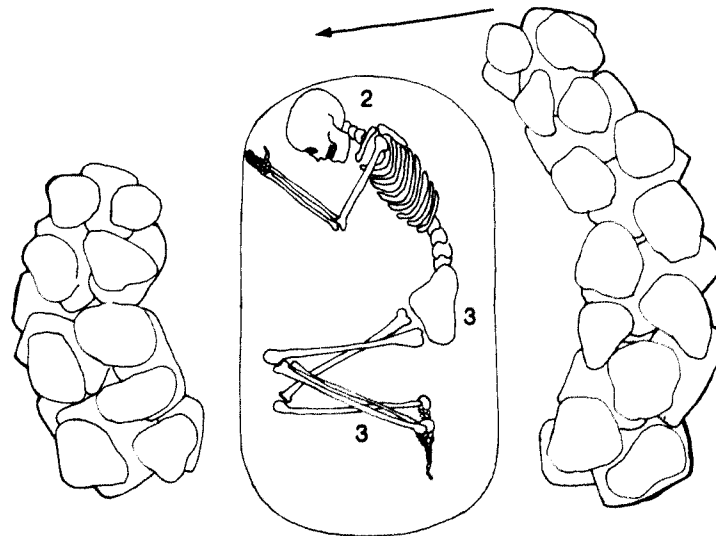


Figure 24. T191. The location of objects was not specifically illustrated in the burial record sheets.

## T195 IB/IIA

Superstructure: Gap to NW and one to E-SE,  $2.75 \times 0.40 \times 0.45$  m (IB/1)Shaft: SE-NW (IA/2), rectangular with rounded ends,  $2.18 \times 1.10 \times 2.35$  m

Burial: — mature male

## Objects:

## a. In shaft

1. Shell, *Etheria*, remains of light brown substance

samp. pl. 113H  
23398

## 2. Beads

- a. Lt. bl. fa., size 1 142

- b. Car., size 1 1

- c. Di., size 1, very small 2

3. Small fragments of ivory 11 23398

## b. N of superstructure, displaced in plundering, probably Meroitic

4. Beads (2 strings) 23543 pl. 117A

- a. Dk. bl. fa., size 1 n/a

- b. Gilded glass ball\* 1

\* This string of beads is probably Meroitic. Gilded glass beads could not belong to C-Group.

## T196 III

Superstructure: None (III/1)

Shaft: SE-NW (III/5), rectangular with rounded ends,  $1.60 \times 0.60 \times 1.10$  m

Burial: — Body: —

## Objects: —

## T197 III

Superstructure: None (III/1)

Shaft: NNE-SSW (III/6), oval,  $1.50 \times 0.90 \times 2.00$  m

Burial: — adult female; "alveolar and facial prognathism"

## Objects:

## a. In shaft

1. Sandal with double sole, form III-IV samp.

## T198 III

Superstructure: None (III/1)

Shaft: NE-SW (III/6), oval with small loculus to NE,  $1.40 \times 0.70 \times 0.75$  m; loculus,  $0.56 \times 0.40 \times 0.26$  m

Burial: — adult female; "alveolar and facial prognathism"

## Objects:

## a. In shaft (III/8, if sherds part of original deposit)

1. Sherds of C-Group jar, III sherds
2. Sherds of C-Group jar, III-C2 sherds pl. 90B
3. Sherds of black-topped bowl, II-B2 sherds

## T199 IIA/B (overlies and cuts T200)

Superstructure: Gap to E,  $2.70 \times 0.60 \times 0.30-0.85$  m (IB/1)Shaft: E-W (IIA/5), rectangular with rounded ends,  $1.50 \times 0.65 \times 2.70$  m

Burial: — adult female

## Objects:

## a. Unknown location

1. Sherds of incised bowl, I-A/2b sherds

## REGISTER OF LOCI

175

## 2. Sherds

sherds

## a. VI-D?

## b. IV-D2 (with overall pattern of herringbone incision)

## c. II-C1 var. (plunderer's tool)

pl. 92G

## T200 IIA/B (cut by T199)

Superstructure: Gap to NE,  $2.38 \times 0.45 \times 0.20-0.45$  m (IB/1)Shaft: ENE-WSW (IIA/5), rectangular with rounded ends,  $1.35 \times 0.65 \times 1.30$  m

Burial: — adult female

Objects:—

## T201 E. III (overlain by T209)

Superstructure:  $2.68$  (N-S)– $3.55$  (E-W)  $\times 0.45 \times 0.40-0.50$  m (III/2a)Shaft: SE-NW (III/5), rectangular with rounded ends,  $1.90 \times 0.85 \times 2.05$  m

Burial: — mature female

Objects:

## a. In shaft

## 1. Beads

## a. Bl. gl., size 1, very fine

38

samp.

## b. Gn. gl.-fa., size 1

5

## 2. Shell with remains of malachite

samp.

## b. In shaft and superstructure

## 3. Pebbles

samp.

## T202 III

Superstructure: None (III/1)

Shaft: SE-NW (III/5), rectangular with rounded ends,  $1.25 \times 0.75 \times 0.77$  m

Burial: — mature female; had lumbar arthritis

Objects:

## a. In shaft

## 1. 2 unlobed hair rings, A1

23395

pls. 109S, 112D

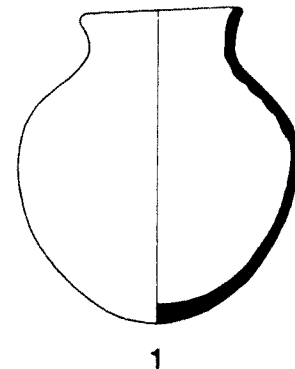
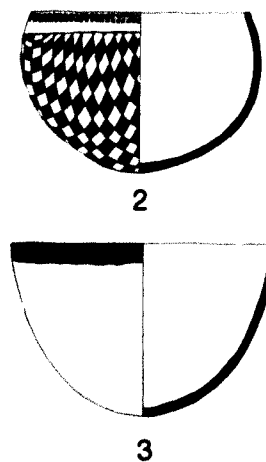
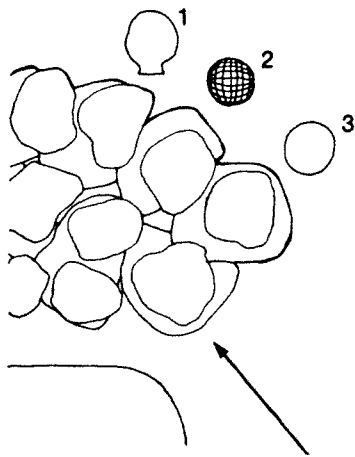


Figure 25. T203

## T203 IIA

fig. 25

Superstructure: Not intact to E-S-W,  $2.57 \times 0.81 \times 0.63-0.85$  m (IB/1)Shaft: SE-NW (IA/2), rectangular with rounded ends,  $1.23 \times 0.53 \times 1.73$  m

Burial: — adult female

## Objects:

## a. E of superstructure (N-S)

- |  |       |               |
|--|-------|---------------|
| 1. C-Group jar, III-D                        | 23444 | pl. 60D       |
| 2. Inverted incised bowl, I-B/14 (IIA/15)    | 23355 | pls. 12D, 34D |
| 3. Inverted black-topped bowl, II-B1 18.4 cm | 24830 | pl. 56C       |

## T204 L. IIA (abuts on T207)

pl. 124B,D

Superstructure:  $2.75 \times 0.70 \times 0.40-0.60$  m (IB/1)Shaft: ESE-WNW (IA/2), rectangular with rounded ends,  $1.50 \times 0.82 \times 1.68$  m

Burial: E/R/5/f-a (variant) adult male

## Objects:

## a. In shaft

- |   |       |
|---|-------|
| 1. Sandals, form II, on feet              | samp. |
| 2. Belt fragment                          | samp. |
| 3. Dark garment leather                   | disc. |
| 4. Ostrich feathers opposite waist (K/13) | disc. |
| 5. Matting under body                     | disc. |

## T205 L. IIA (abuts on T225)

pl. 124C

Superstructure: Gap to NE,  $3.85-4.20 \times 1.10 \times 0.45-1.05$  m (IIA/1)Shaft: NE-SW (IIA/5), rectangular with rounded ends,  $2.35 \times 1.20 \times 3.20$  m

Burial: — probably mature male

## Objects:

## a. S of superstructure

- |  |       |                        |
|--|-------|------------------------|
| 1. Zir, with pot mark, VI-F, reused or displaced | 23442 | pls. 78B, 83B, fig. 10 |
|--|-------|------------------------|

## b. Inside superstructure

- |   |        |          |
|---|--------|----------|
| 2. Fragment of human clay figurine (IIA/25) | samp.  | pl. 102A |
| 3. Sherds of incised bowl, I-B/1a-b         | sherds | pl. 87A  |
| 4. Sherds of C-Group jar, III-A/1i          | sherds |          |
| 5. Sherds of incised bowl, I-B/5b           | sherds | pl. 89E  |

## c. In shaft

- |   |       |          |
|---|-------|----------|
| 6. Shell fragment, <i>Chicoreus</i> , remains of galena | 23413 | pl. 113I |
| 7. Beads  | 23419 |          |
| a. Car., size 1   | 209   | pl. 116H |
| b. Di., size 1  | 173   |          |
| c. Bl. to gn. gl., size 1                               | 488   |          |
| d. Ost. egg., size 2                                    | 1     |          |

## T206 IB/IIA

Superstructure:  $2.80 \times 0.60 \times 0.23-0.85$  m (IB/1)Shaft: SE-NW (IA/2), rectangular with rounded ends,  $1.25 \times 0.80 \times 1.50$  m

Burial: E/R/6/d adult male



## REGISTER OF LOCI

177

## Objects:

## a. From body

- |                                     |       |
|-------------------------------------|-------|
| 1. Pieces of leather at right wrist | disc. |
| 2. Leather at waist                 | disc. |
| 3. Leather at feet                  | disc. |

## T207 IIA/B

pl. 124D

Superstructure: Wide gap to E,  $2.40 \times 0.50 \times 0.30-0.55$  m (IB/1)Shaft: NE-SW (IIA/5), rectangular with rounded ends,  $1.40 \times 0.70 \times 1.47$  m

Burial: — adult, perhaps male

## Objects:

## a. In shaft

- |                                       |       |          |
|---------------------------------------|-------|----------|
| 1. Fragment of clay figurine (IIA/25) | 23969 | pl. 102C |
|---------------------------------------|-------|----------|

## b. Unknown location

- |                                   |       |         |
|-----------------------------------|-------|---------|
| 2. Quartz pebble                  | disc. |         |
| 3. Sherd of incised bowl, I-B/25a | sherd | pl. 17E |

## T208 IIA?

Superstructure:  $3.75-3.90 \times 0.70 \times 0.50-1.40$  m (IIA/1)Shaft: SE-NW (IA/2), rectangular with rounded ends,  $1.80 \times 0.90 \times 1.80$  m

Burial: — young adult male; arrow fragment penetrating left scapula

## Objects:

## a. In shaft

- |  |        |         |
|--|--------|---------|
| 1. Part of arrow shaft, ca. 1 cm long and 0.7 in diameter, in left scapula | samp.  |         |
| 2. Sherds  | sherds |         |
| a. I-B/9a (IIA/8)  |        |         |
| b. I-B/16a (IIA/17)  |        | pl. 88A |

## T209 E. III (above T201)

Superstructure:  $1.84$  (N-S)- $2.45$  (E-W)  $\times 0.50 \times 0.35-0.70$  m (III/2a)Shaft: NNE-SSW (III/6), rectangular with rounded ends,  $1.25 \times 0.76 \times 1.30$  m

Burial: — young adult female?

## Objects:

## a. Uncertain location, but inside superstructure?

- |   |       |
|---|-------|
| 1. Quartz pebbles, especially to S, near wall of T201 | disc. |
|---|-------|

## T210 III

Superstructure: None (III/1)

Shaft: SE-NW (III/5), oval,  $1.19 \times 0.61 \times 1.30$  m

Burial: — 4-5 years

## Object:

## a. Outside shaft to E (III/8)

- |   |       |       |
|---|-------|-------|
| 1. Deep black-topped bowl, II-C1 (III/15) | 14 cm | 23478 |
|---|-------|-------|

## T211 IB/E. IIA (cut by T171 and T246)

Superstructure: Preserved only to E (IB/1)

Shaft: SE-NW (IA/2), almost overlain by T246, rectangular with rounded ends,  $1.20 \times 0.87 \times 0.95$  m

Burial: E/—, disturbed, but sandals found in W senile female; hair dyed with henna end of shaft

## Objects:

## a. NE of superstructure (N-S)

- |  |         |        |               |
|--|---------|--------|---------------|
| 1. Inverted black-topped bowl, II-B2                       | 21.5 cm | 23462  |               |
| 2. Inverted black-topped bowl, II-B2                       | 16 cm   | 23461  |               |
| 3. Inverted incised bowl, I-C/1ciii (IIA/7, IB decoration) |         | 23434  | pls. 5E, 22A  |
| 4. Sherds, IV-D (plunderer's tool)                         |         | sherds |               |
| 5. Black C-Group jar, III-C3 (plunderer's tool)            |         | 23476  | pls. 59F, 68C |

## b. In shaft

- |   |  |       |  |
|---|--|-------|--|
| 6. Sandals, form II                     |  | samp. |  |
| 7. Dark garment leather, with stitching |  | samp. |  |

## T212 IIA

Superstructure:  $1.91 \times 0.20 \times 0.27-0.45$  m (IA/1-IB/1)Shaft: SE-NW (IA/2), rectangular with rounded ends,  $1.26 \times 0.65 \times 0.98$  m

Burial: — Body: —

## Object:

## a. NE of superstructure

- |  |       |               |
|--|-------|---------------|
| 1. Inverted incised bowl, I-B/10 (IIA/9) | 23433 | pls. 11C, 32D |
|--|-------|---------------|

## T213 IB/IIA

Superstructure:  $1.86 \times 0.26 \times 0.16-0.34$  m (IB/1 or later)Shaft: SE-NW (IA/2), rectangular with rounded ends,  $1.40 \times 0.77 \times 1.92$  m

Burial: — 2 1/2-3 years

## Objects:

## a. NE of superstructure

- |                   |  |       |
|-------------------|--|-------|
| 1. Quartz pebbles |  | disc. |
|-------------------|--|-------|

## b. In shaft

- |                            |         |          |
|----------------------------|---------|----------|
| 2. Leather (dark garment?) |         | disc.    |
| 3. Beads                   |         | 23399    |
| a. Bl. gl., size 1         | 8       |          |
| b. Ost. egg., size 2       | ca. 210 | pl. 116B |

## T214 E. III

Superstructure:  $1.85$  (NE-SW)- $3.15$  (NW-SE)  $\times 0.53 \times 0.35-0.44$  m (III/2a)Shaft: SE-NW (III/5), rectangular with rounded ends,  $1.80 \times 0.74 \times 2.09$  m

Burial: — adult female

## Objects:

## a. E of superstructure

- |                                       |   |       |               |
|---------------------------------------|---|-------|---------------|
| 1. C-Group jar, III-A1                |   | 24297 | pls. 58B, 67A |
| 2. Seeds, <i>Balanites aegyptiaca</i> | 2 | samp. |               |

## b. In shaft and debris above

- |                           |    |       |
|---------------------------|----|-------|
| 3. Beads                  |    | 23401 |
| a. Bl. to gn. gl., size 1 | 29 |       |
| b. Ost. egg., size 2      | 9  |       |
| c. Ost. egg., size 3      | 19 |       |
| 4. Quartz pebbles         |    | disc. |

## T215 IIA (cut by T221)

Superstructure:  $3.16 \times 0.50 \times 0.33-0.47$  m (IIA/1)Shaft: ESE-WNW (IA/2), rectangular with rounded ends,  $1.78 \times 0.85 \times 1.50$  m

## REGISTER OF LOCI

179

Burial: E/R/—/e?

adult male

## Objects:

## a. From body

- |                                  |    |       |  |
|----------------------------------|----|-------|--|
| 1. Sandals                       |    | disc. |  |
| 2. Beads, bl. to dk. gl., size 1 | 13 | samp. |  |

## b. Unknown location

- |                                |  |        |         |
|--------------------------------|--|--------|---------|
| 3. Incised black sherds, I—/25 |  | sherds |         |
| 4. Incised black sherds, I—/1b |  | sherds | pl. 87D |
| 5. Pebbles                     |  | samp.  |         |

## c. From debris near T215

- |                           |       |  |         |
|---------------------------|-------|--|---------|
| 6. Incised sherds, I-A/5a | 24839 |  | pl. 88E |
|---------------------------|-------|--|---------|

T216 IB/E. IIA (later than T251?)

pl. 123B

Superstructure: Not intact to S-SW-W,  $3.05 \times 0.85 \times 0.35-0.57$  m (IIA/1)Shaft: ESE-NNW (IA/2), rectangular with rounded ends,  $1.50 \times 0.93 \times 1.60$  m

Burial: —

Body: —

## Objects:

## a. SE of superstructure, perhaps to avoid T251 (S-N)

- |   |         |       |               |
|---|---------|-------|---------------|
| 1. Inverted black-topped bowl, II-C1<br>(A2 var.) | 12.5 cm | 23438 |               |
| 2. Egyptian jar, VI-C, on side                    |         | 23457 | pls. 76D, 82A |
| 3. Egyptian jar, VI-D, on side, SE of no. 4       |         | 23456 | pl. 77B       |
| 4. Inverted black-topped bowl, II-B1              | 20 cm   | 23471 | pl. 53B       |
| 5. Inverted black-topped bowl, II-B2              | 12 cm   | 23465 | pl. 56B       |
| 6. Inverted incised bowl, I-B/2c (IB/4 $\beta$ )  |         | 23445 | pls. 6G, 24A  |

## b. Outside superstructure but uncertain location

- |            |  |        |         |
|------------|--|--------|---------|
| 7. Sherds  |  | sherds |         |
| a. I-B/22  |  |        | pl. 89A |
| b. I-A/5a  |  |        |         |
| c. I-B/2b  |  |        |         |
| d. I—/2a   |  |        |         |
| e. I-B/1c  |  |        |         |
| f. V or VI |  |        |         |

T217 IIA

Superstructure:  $2.95 \times 0.70 \times 0.28-0.65$  m (IB/1)Shaft: SE-NW (IA/2), rectangular with rounded ends,  $1.63 \times 0.87 \times 1.80$  m

Burial: —

mature male

## Objects:

## a. In shaft

- |  |        |       |            |
|--|--------|-------|------------|
| 1. Pebbles ("many")                    |        | samp. |            |
| 2. Head of male clay figurine (IIA/25) |        | samp. | pls. 104-5 |
| 3. Beads                               |        | 23402 |            |
| a. Car., size 1                        | 13     |       |            |
| b. Gn. fa., size 1                     | 1 or 2 |       |            |
| c. Bl. gl., size 1                     | 148    |       |            |

T218 IB/IIA

Superstructure: Gap to W-NW,  $2.80 \times 0.75 \times 0.40-0.45$  m (IB/1)Shaft: SE-NW (IA/2), rectangular with rounded ends,  $1.43 \times 0.93 \times 1.73$  m

Burial: —

Body: —

## Objects:

*a.* SE of superstructure

1. Inverted black-topped bowl, II-B2      16 cm      23466

*b.* Inside superstructure, NE of shaft

2. Egyptian jar, V-D2 (either a plunderer's  
tool or to be assigned to T241)      23443      pls. 74G, 80G

## T219 E. III

Superstructure: Few stones to S of shaft (*III/2a?*)

Shaft: ESE-WNW (*III/5*), oval,  $1.00 \times 0.66 \times 0.78$  m

Burial: —      infant, 2–3 years

## Objects:

*a.* In shaft

- |                    |        |          |
|--------------------|--------|----------|
| 1. Bracelet, B2    | 23396  | pl. 110H |
| 2. Pebbles         | samp.  |          |
| 3. Sherds          | sherds |          |
| <i>a.</i> I—/2a-b  |        |          |
| <i>b.</i> I-B/10   |        | pl. 86C  |
| <i>c.</i> I-B/19ai |        |          |
| <i>d.</i> I—/19c   |        |          |
| <i>e.</i> III-C2   |        |          |
| <i>f.</i> I-A-B/7  |        | pl. 85B  |

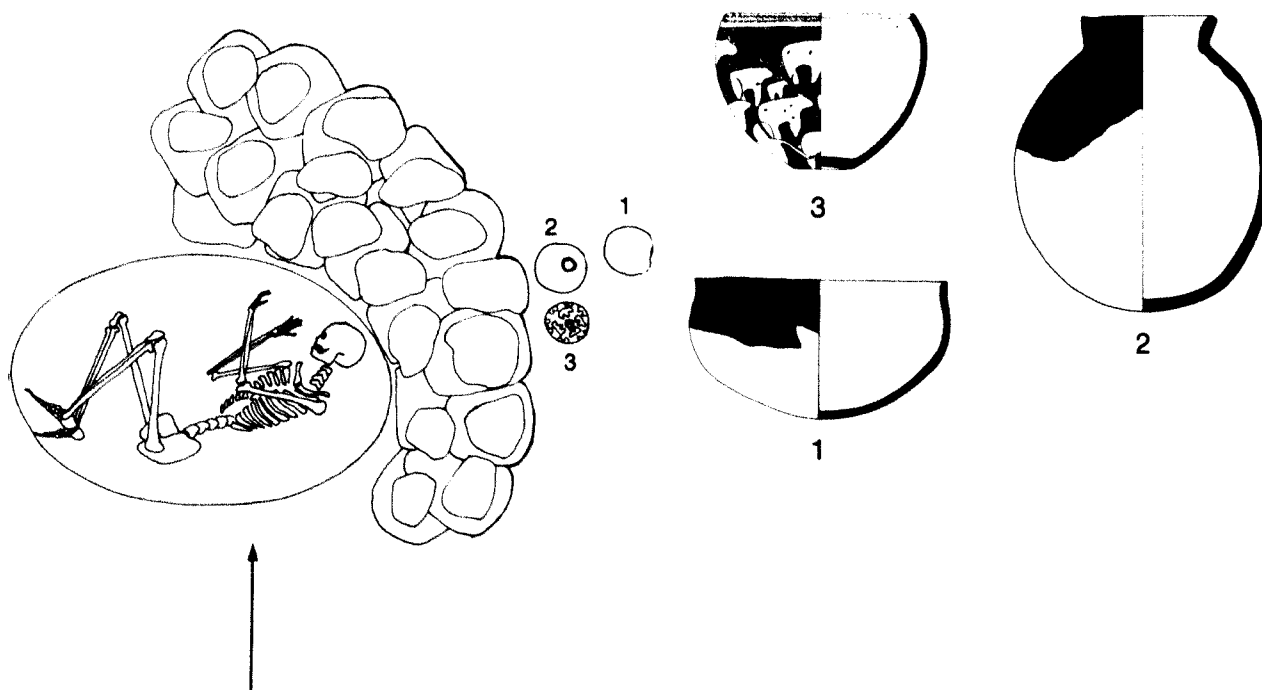


Figure 26. T223

## REGISTER OF LOCI

181

## Between T215 and T219

## Objects:

- |                  |       |
|------------------|-------|
| 1. Sherd, I—/2b  | sherd |
| 2. Sherd, IV-D   | sherd |
| 3. Sherd, III-E? | sherd |

## T220 Pan? (burial record sheet n/a)

Superstructure: None

Shaft: Circular (*P/I*)

## T221 IIA? (cuts T215)

Superstructure: Gap to NW and one to SE,  $1.93 \times 0.40 \times 0.20-0.38$  m (*IA/I-IB/I*)Shaft: SE-NW (*IA/2*), rectangular with rounded ends,  $1.95 \times 0.80 \times 2.00$  m

Burial: — adult female

## Objects:

## a. In shaft

- |   |         |          |
|---|---------|----------|
| 1. Miscellaneous                                | 23403   |          |
| a. Cowrie shells, cut to make girdle            | 19      | pl. 118D |
| b. Beads, bl. gl., size 1                       | 139     |          |
| c. Beads, ost. egg., size 3                     | ca. 290 |          |
| 2. Sandals, form III-B                          | 23408   |          |
| 3. Pebbles of quartz and agate                  | samp.   |          |
| 4. Small stone palette                          | 23397   | pl. 114B |
| 5. Leather from garment                         | disc.   |          |
| 6. Sherd (1/2 bowl), I-B/1ci (plunderer's tool) | sherd   | pl. 87C  |

## T222 IA?

Superstructure:  $1.63 \times 0.43 \times 0.14-0.29$  m (*IA/I-IB/I*)Shaft: SE-NW (*IA/2*), oval,  $1.03 \times 0.51 \times 0.94$  m

Burial: — Body: —

## Objects:

## a. E of superstructure

- |  |       |               |
|--|-------|---------------|
| 1. Egyptian jar with hole in bottom, V-C, reused | 23482 | pls. 74E, 80E |
|--|-------|---------------|

## b. Unknown location

- |   |                  |         |
|---|------------------|---------|
| 2. Sherds, including I-A/2a ( <i>IA/7</i> ) | sherds and disc. | pl. 85C |
|---|------------------|---------|

## T223 E. IIA (cut by T227)

fig. 26, pl. 127A

Superstructure: Preserved only to E,  $? \times \text{ca. } 0.85 \times 0.50-0.75$  mShaft: ESE-WNW (*IA/2*), oval,  $1.30 \times 0.86 \times 0.42$  m

Burial: E/R/6/e mature female

## Objects:

## a. E of superstructure

- |   |       |       |                             |
|---|-------|-------|-----------------------------|
| 1. Inverted black-topped bowl, II-B3                                    | 18 cm | 23463 | pls. 53E, 56F               |
| 2. C-Group jar, III-E   |       | 23484 | pls. 62B, 70A               |
| 3. Inverted incised bowl, I-D/24 ( <i>IIA/7</i> ) (Chicago cattle bowl) |       | 23452 | pls. 17A, 19, 46, figs. 7-8 |

## b. In shaft

- |                     |       |
|---------------------|-------|
| 4. Beads            | 23414 |
| a. Blk. st., size 1 |       |
| b. Car., size 2     | 9     |

## T224 IB/IIA

Superstructure: Gap to W,  $1.88 \times 0.35 \times 0.26-0.55$  m (IA/1-IB/1)Shaft: ESE-WNW (IIA/5), oval,  $0.95 \times 0.70 \times 1.25$  m

Burial: — ca. 5-6 years

Objects:

a. In shaft

1. 2 hair rings, B1, mended in antiquity

23404A-B pl. 109T

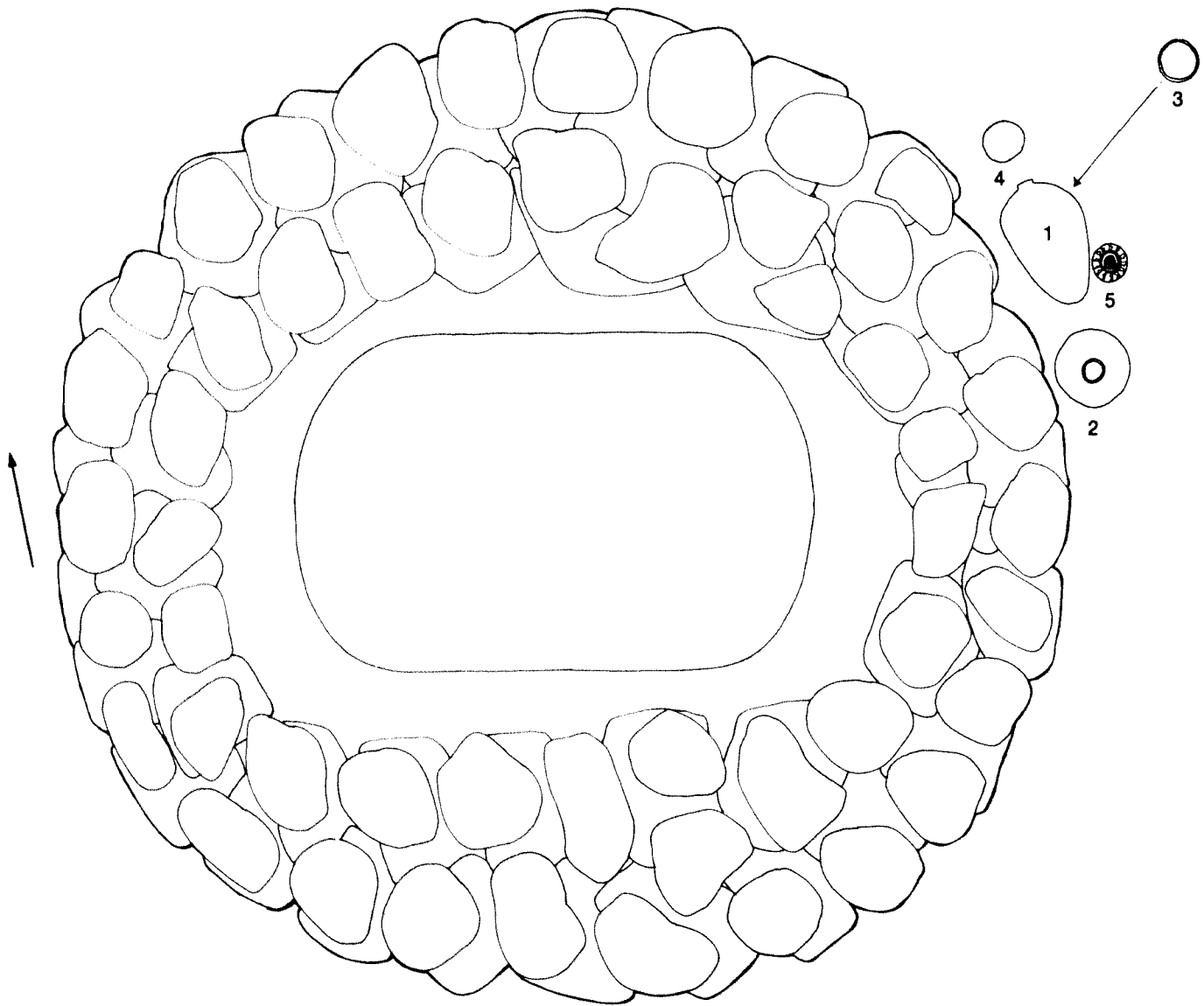


Figure 27. T227

## REGISTER OF LOCI

183

## 2. Beads

23405 pl. 106C

a. Ost. egg., sizes 2-3, gradated, some from leather ca. 250

b. Bl. gl., size 1, some or all from leather 57

## 3. Leather (dark garment?)

disc.

## 4. "Black-topped sherds"

disc.

## 5. Sherds of Egyptian jar, VI

disc.

## T225 IIA/B (cut by T205)

Superstructure: Preserved only to N,  $? \times 0.72 \times 0.25-0.45$  mShaft: NE-SW (IIA/5), rectangular with rounded ends,  $1.60 \times 0.95 \times 1.63$  m

Burial: — juvenile female, ca. 15-16 years

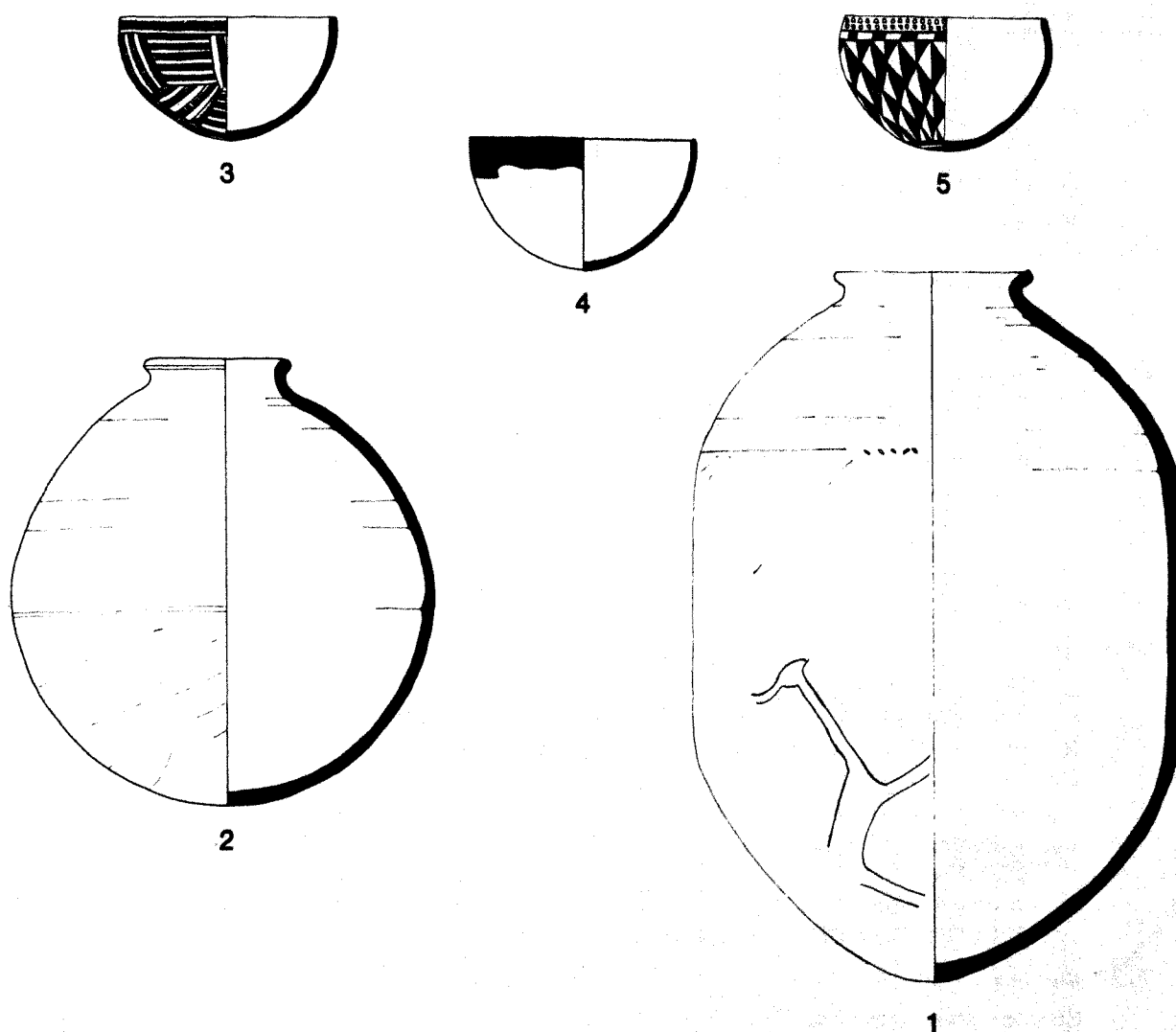


Figure 27. Continued

## Objects:

## a. In shaft and debris

- |   |         |          |
|---|---------|----------|
| 1. Hair ring, Bl, mended in antiquity     | 23407   | pl. 109U |
| 2. Beads                                  | 23406   |          |
| a. Ag barrels, normal sized               | 2       |          |
| (11 × 6.8 mm)                             |         |          |
| b. Ost. egg., size 1                      | 84      |          |
| c. Bl. gl., size 1, in pattern on leather | ca. 465 |          |
| 3. Leather with beads                     | samp.   |          |
| 4. Shell, <i>Etheria</i>                  | samp.   |          |

## T226 IB/IIA

Superstructure: None preserved intact, but once existed

Shaft: SE-NW (IA/2), rectangular with rounded ends, 1.63 × 1.00 × 1.55 m

Burial: — Body: —

## Object:

## a. 1.30 m NE of E end of shaft

- |                             |       |       |
|-----------------------------|-------|-------|
| 1. Black-topped bowl, II-A2 | 13 cm | 23475 |
|-----------------------------|-------|-------|

## T227 E. IIA (cuts T223)

fig. 27

Superstructure: 3.95 × 0.75 × 0.60–1.07 m (IIA/1)

Shaft: SE-NW (IA/2), rectangular with rounded ends, 2.10 × 1.30 × 2.57 m

Burial: — mature female

## Objects:

## a. E of superstructure

- |   |         |               |
|---|---------|---------------|
| 1. <i>Zir</i> with giraffe pot mark and with second mark above, VI-F (IIA/26) | B 1102* | pls. 78D, 83D |
| 2. Egyptian jar, VI-D   | 23455   | pl. 77C       |
| 3. Upright incised bowl, I-B/2b (IB/4a)                                       | 23451   | pls. 6A, 22C  |
| 4. Inverted black-topped bowl, II-B1  | 16.5 cm | 23464         |
| 5. Inverted incised bowl, I-B/9g (IIA)  | 24055   | pls. 10E, 32A |
| 6. Sherds   | sherds  |               |
| a. I-B <sup>?</sup> /2a   |         | pl. 88D       |
| b. I-B <sup>?</sup> /2a   |         | pl. 88B       |
| c. I-B/2a   |         | pl. 88H       |

\* Cairo Museum, Journal d'entrée 90001

## T228 III

Superstructure: None (III/1)

Shaft: SE-NW (III/5), rectangular with rounded ends, 1.08 × 0.72 × 1.23 m

Burial: E/R-back/6/d, disturbed adult female

## Objects:

## a. In shaft and debris

- |                                      |       |
|--------------------------------------|-------|
| 1. Pebble, agate (car.)              | samp. |
| 2. Sandals                           | disc. |
| 3. Belt fragments                    | disc. |
| 4. Leather fragments (dark garment?) | disc. |

## T229 Pan or III

Superstructure: None (III/1)

Shaft: NE-SW (III/6 or P/3), oval, 1.40 × 0.80 × 1.00 m



## REGISTER OF LOCI

185

Burial: —

Body: —

## a. In shaft

1. Fa. amulet bead	1	samp.	pl. 115F
2. Bl. fa. ball bead (10 mm dia.)	1	samp.	
3. Beads, bl. to dk. gl., size 1	31	samp.	

T230 E. IIA

fig. 28, pl. 127B

Superstructure:  $3.10 \times 0.59 \times 0.24-0.83$  m (IIA/1)Shaft: SE-NW (IA/2), rectangular with rounded ends,  $1.66 \times 0.97 \times 1.56$  m

Burial: —

adult female

## Objects:

## a. NE of superstructure

1. Inverted incised bowl, I-D/24 (IIA)  
(Cairo cattle bowl)

B1099\* pls. 17B, 20, 47

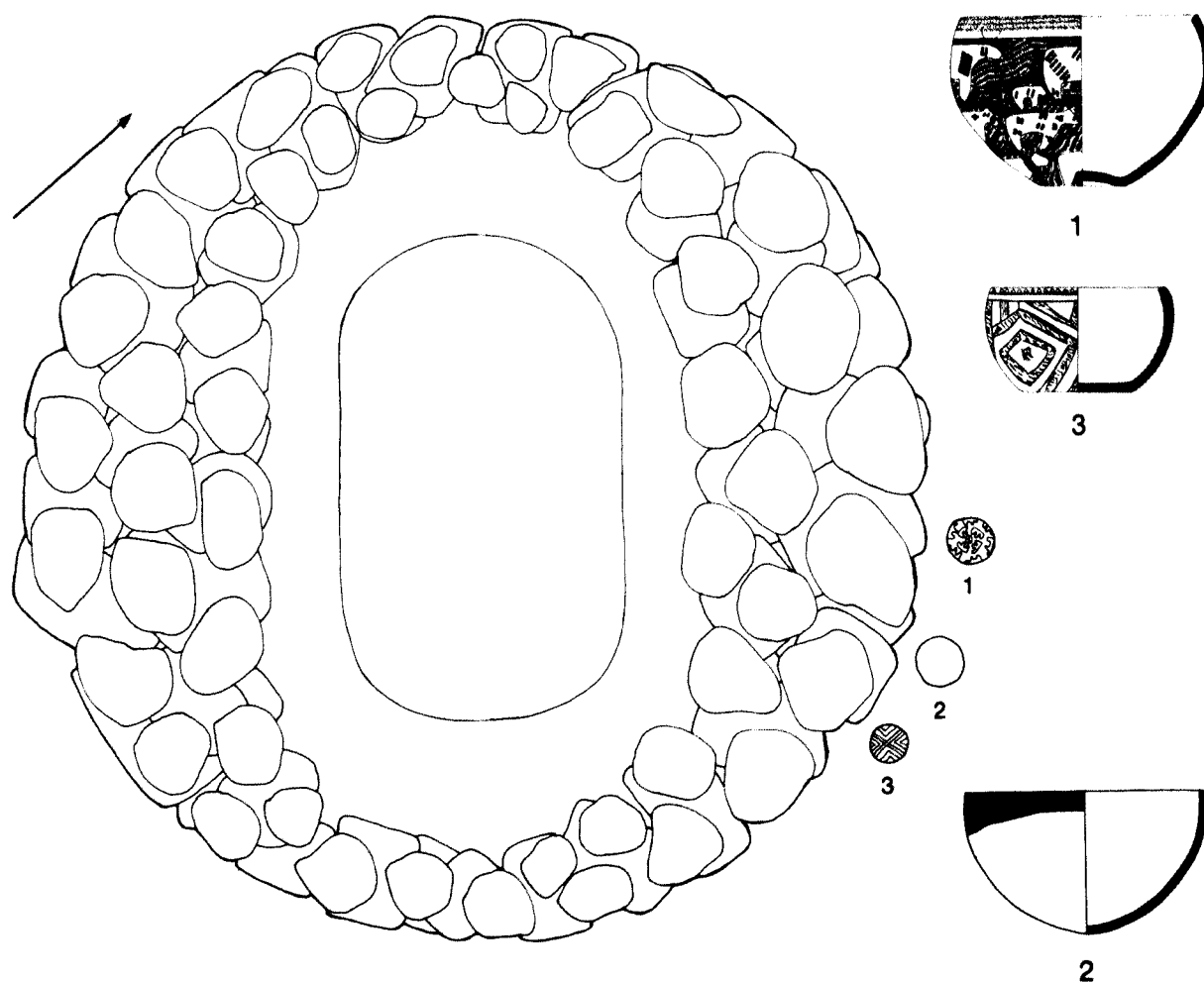


Figure 28. T230

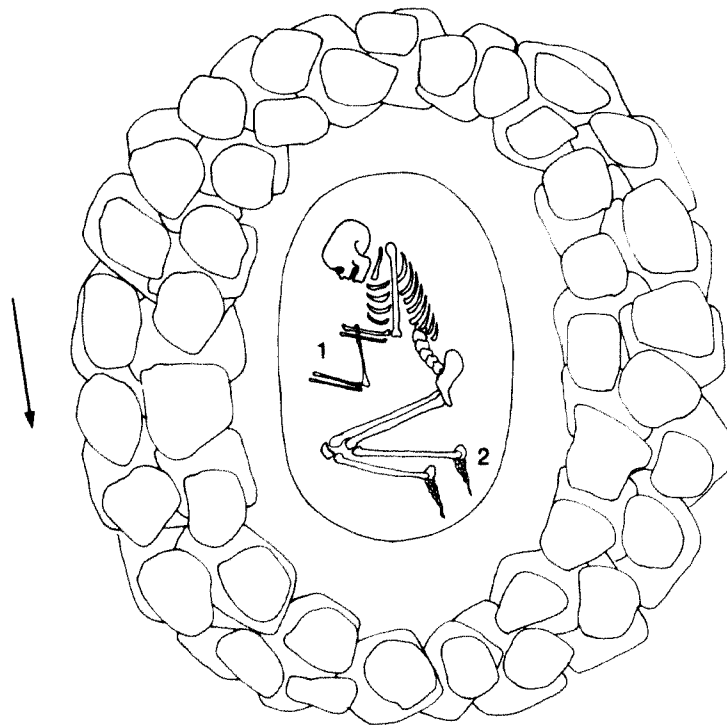


Figure 29. T232. Nos. 1–3 are objects for which the location was specified, but not precisely.

2. Inverted black-topped bowl, II-A2	17 cm	23473	fig. 28
3. Inverted incised bowl, I-C/1cii (IB)		23446	pls. 5C, 21C
b. In debris by shaft			
4. 2 snail shells		samp.,	
		n/a	

\* Cairo Museum, Journal d'entrée 89989

**T231 IIA (cut by T225, cuts T236)**

Superstructure: Preserved only to NW and SE, also gap to SE, ca.  $3.00 \times 0.62 \times 0.35\text{--}0.63$  m (IIA/1)

Shaft: SE–NW (IA/2), rectangular with rounded ends,  $1.47 \times 0.86 \times 1.38$  (from *gebel*) m

Burial: — adult female

Objects:

a. E of superstructure

1. Upright incised bowl, I-B/14 (IIA/15)	23448	pls. 12E, 35A
2. Sherds of inverted black-topped bowl, II-B1 or 3	sherds	

**T232 IB/IIA (cut by T233—based on information on burial record sheet)**

fig. 29, pl. 125A

Superstructure:  $2.35 \times 0.23 \times 0.23\text{--}0.54$  m (IB/1)

Shaft: SSE–NNW (IA/2), oval–rectangular with rounded ends,  $? \times ? \times 1.22$  m

Burial: S/R/5/c adult female

## REGISTER OF LOCI

187

## Objects:

## a. In shaft

- |  |       |          |
|--|-------|----------|
| 1. 2 bone rings, B2, from area where hands<br>would have been if preserved | 23410 | pl. 111E |
| 2. Sandals   | disc. |          |
| 3. Leather (dark garment?)   | disc. |          |

## T233 IIA/B (cuts T232)

Superstructure: Not intact to S-SW-W,  $2.20 \times 0.77 \times 0.31-0.48$  m (IB/1)Shaft: NE-SW (IIA/5), oval-rectangular with rounded ends,  $1.25 \times 0.65 \times 0.83$  (from *gebel*) m

Burial: — Body: —

## Objects:

## a. Unknown location

- |  |        |         |
|--|--------|---------|
| 1. Sherds of black-topped bowl, II         | sherds |         |
| 2. Sherds of incised bowl, I-B/14 (IIA/15) | sherds | pl. 89C |
| 3. Sherd of C-Group utility bowl, IV-C     | sherd  | pl. 92H |
| 4. Pebbles                                 | samp.  |         |

## T234 IIA

pl. 125B

Superstructure: Preserved only to N-NE-E,  $? \times 0.40 \times 0.35$  mShaft: SE-NW (IA/2), rectangular with rounded ends,  $0.95 \times 0.55 \times 0.50$  m

Burial: E/R-face down/7/e 3-4 years

## Objects:

## a. E of superstructure

- |   |       |       |               |
|---|-------|-------|---------------|
| 1. Inverted black-topped bowl, II-B2            | 16 cm | 23470 |               |
| 2. Incised bowl, I-B/19a <sub>ii</sub> (IIA/21) |       | 24840 | pls. 15E, 41B |

## b. In shaft

- |  |     |       |          |
|--|-----|-------|----------|
| 3. Beads                                     |     | 23416 |          |
| a. Bl. gl., size 1                           | 116 |       |          |
| b. Blk. gl., size 1                          | 171 |       |          |
| c. Car., size 1                              | 9   |       |          |
| d. Car., size 2                              | 1   |       |          |
| 4. Shell, <i>Etheria</i> , remains of galena |     | samp. |          |
| 5. Sandals, form I, on feet                  |     | 23411 | pl. 107H |

## T235 E. IIA

fig. 30

Superstructure:  $2.88 \times 0.62 \times 0.45-0.88$  m (IB/1)Shaft: SE-NW (IA/2), rectangular with rounded ends,  $1.70 \times 0.68 \times 1.90$  m

Burial: — adult female; "very large person"

## Objects:

## a. Outside superstructure

- |   |         |       |               |
|---|---------|-------|---------------|
| 1. Egyptian jar, VI-A (to E)                          |         | 23485 | pls. 75A, 81A |
| 2. Inverted incised bowl, I-C/13a (IIA/14)<br>(to SE) |         | 23450 | pls. 11E, 33A |
| 3. Conical black-topped bowl, II-A3 (to S)            | 16.5 cm | 23458 | fig. 30       |

## b. Inside superstructure and shaft

- |                                       |  |       |          |
|---------------------------------------|--|-------|----------|
| 4. Bone object inside superstructure  |  | samp. |          |
| 5. Leather                            |  | samp. |          |
| a. Sandals, form III-B                |  |       | pl. 108G |
| b. Fragments of very large belt       |  |       |          |
| c. Mixed fur and dark garment leather |  |       |          |

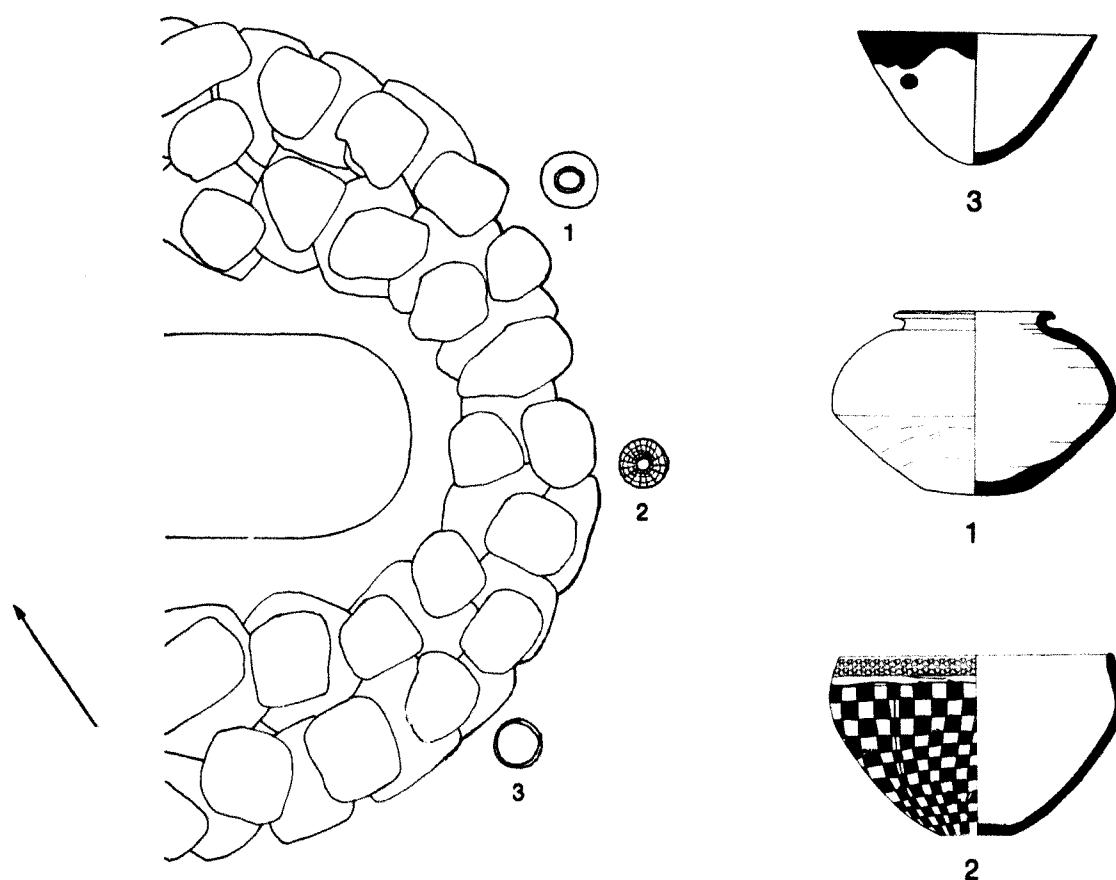


Figure 30. T235

**T236 IIA**

**Superstructure:** Preserved only to NE, ?  $\times$  0.70  $\times$  0.52–0.70 m (*IB/1*)

**Shaft:** SE–NW (*IA/2*), rectangular with rounded ends, 1.20  $\times$  0.90  $\times$  0.80 m

**Burial:** — juvenile, probably female, less than 19 years

**Objects:**

*a.* SE of superstructure

1. Inverted black-topped bowl, II-B1 14.5 cm 23460

*b.* In shaft

2. Beads, bl. to blk. gl., size 1 ca. 210 23409

3. Tip of gazelle horn casing (*P/15*) disc.

**T237 IB/IIA (cut by T214 and T280)**

**Superstructure:** Only to SE, NE, and NW, ?  $\times$  0.70  $\times$  0.52–0.70 m

**Shaft:** ESE–WNW (*IA/2*), rectangular with rounded ends, 1.45  $\times$  0.80  $\times$  1.40 m

**Burial:** — mature female

## REGISTER OF LOCI

189

## Objects:

- a.* In shaft
  - 1. Sandals disc.
- b.* Unknown location
  - 2. Quartz pebbles disc.
  - 3. Sherd of incised bowl, I—/2a (IA/7) sherd
  - 4. Sherd of Pan Grave incised bowl (P/10) sherd pl. 93D

## T238 IB/IIA

Superstructure: Not intact to SE-S-SW, ?  $\times$  0.45  $\times$  0.35–0.45 mShaft: SE-NW (IA/2), rectangular with rounded ends, 1.12  $\times$  0.70  $\times$  1.33 m

Burial: —

Body: —

## Objects:

- a.* Unknown location
  - 1. Sherds of black-topped bowl, II n/a
  - 2. Sherds of C-Group utility bowl, IV-B2a $\beta$  sherds
  - 3. Quartz pebbles disc.

## T239 IIA

Superstructure: Preserved only to N-E-S, ca. 2.75  $\times$  0.45  $\times$  0.30–0.60 m (IB/1)Shaft: E-W (IA/2), rectangular with rounded ends, 1.32  $\times$  0.74  $\times$  0.80 (from *gebel*) m

Burial: E/R/5/c

adult female

## Objects:

- a.* E of superstructure (N-S)
  - 1. Inverted incised bowl, I-B/15a (IIA/16) 23449 pls. 13B, 36B
  - 2. Inverted large black-topped bowl, II-B2 21 cm 23468
  - 3. Inverted small black-topped bowl, II-B2 (nested in no. 2) 14 cm 23472 pls. 53F, 56D
- b.* In shaft
  - 4. Bead necklace 23418
    - a.* Di., size 1 ca. 165
    - b.* Gn. to bl. gl., size 1 5
  - 5. Beads, anklet from left ankle 23417
    - a.* Ost. egg. 1
    - b.* Blk. gl., size 1 136

## T240 IB/IIA (abuts on T242)

Superstructure: Preserved only to S-W-N, ca. 2.30  $\times$  0.46  $\times$  0.33–0.47 m (IB/1)Shaft: ESE-WNW (IA/2), rectangular with rounded ends, 1.23  $\times$  0.72  $\times$  1.27 m

Burial: —

Body: —

## Objects:

- a.* In debris and shaft
  - 1. Shell, *Etheria*, remains of galena samp.
  - 2. Small stone palette samp. pl. 115D
  - 3. Pebble samp. pl. 115D

## T241 IIA

fig. 31

Superstructure: Few stones at N edge of shaft

Shaft: SE-NW (IA/2), oval, 1.70  $\times$  0.90  $\times$  1.40 m

Burial: E/R/6/d

senile female, ca. 85 years

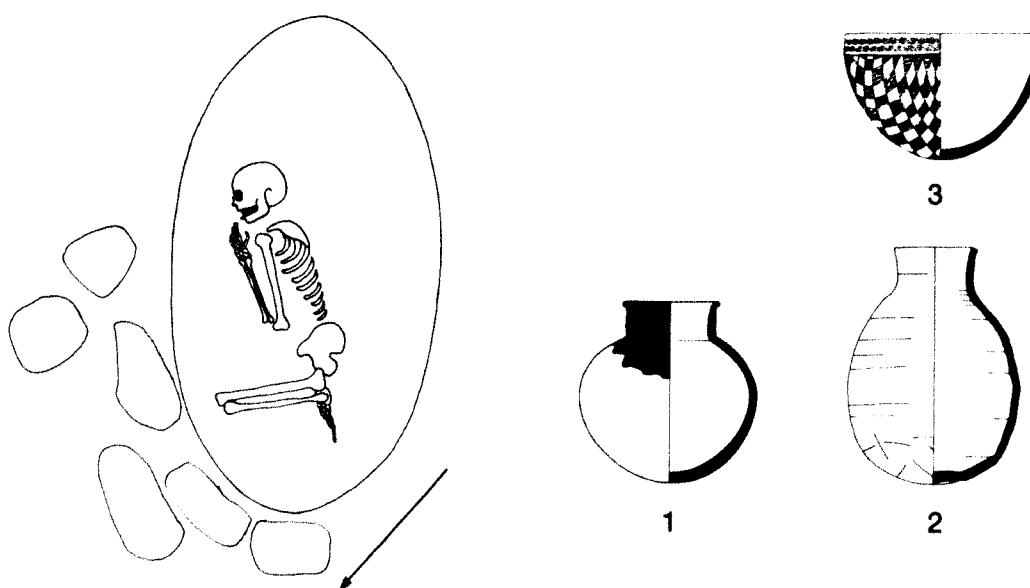


Figure 31. T241. The exact position of the pottery, which was outside the superstructure, was not indicated with sufficient precision to reproduce here.

**Objects:**

- |  |       |               |  |
|--|-------|---------------|--|
| <i>a.</i> N of superstructure  |       |               |  |
| 1. C-Group jar, III-D  | 23477 | pls. 61A, 69A |  |
| <i>b.</i> Inside superstructure of T218                                      |       |               |  |
| 2. Egyptian jar, VI-C  | 23479 | pls. 75E, 81E |  |
| 3. Incised bowl, I-B/14 (IIA/15)   | 23454 | pls. 12F, 35B |  |
| <i>c.</i> In shaft   |       |               |  |
| 4. Small semicircular piece of fur and some leather found in hands near face |       | samp.         |  |
| 5. Leather wrapping from hips and legs                                       |       | disc.         |  |
| 6. Remains of sandals  |       | disc.         |  |

**T242 III (abuts on T240)**

Superstructure: Preserved only to W, ?  $\times$  0.45  $\times$  0.40? m

Shaft: SE-NW (IA/2), rectangular with rounded ends, 1.45  $\times$  0.65  $\times$  1.50 m

Burial: — mature female

**Objects:**

- |   |       |       |          |
|---|-------|-------|----------|
| <i>a.</i> E of shaft                          |       |       |          |
| 1. Inverted black-topped bowl, II-C2 (IIA/24) | 15 cm | 23459 |          |
| <i>b.</i> In shaft                            |       |       |          |
| 2. Remains of sandals, form III-B             |       | samp. | pl. 108D |

**T243 Pre-C-Group**

**T244 IIA (cut by T251)**

Superstructure: Gap to N and one to S, ca. 4.00  $\times$  0.70  $\times$  0.70–1.05 m (IIA/1)

Shaft: SE-NW (IA/2), rectangular with rounded ends, 2.05  $\times$  1.25  $\times$  2.50 m

## REGISTER OF LOCI

191

Burial: —

adult female; fractured right humerus

Objects:

a. NE of superstructure

1. Inverted incised bowl, I-B/21 (early  
var. IIA)

23489 pls. 16F, 44C

b. In shaft

2. Sandals, form III-B

samp.

c. Unknown location

3. "Black-topped sherds"

disc.

## T245 IB/IIA

Superstructure: Gap to SW,  $2.78 \times 0.65 \times 0.40-0.70$  m (IB/1)Shaft: SE-NW (IA/2), rectangular with rounded ends,  $1.73 \times 0.95 \times 2.20$  m

Burial: —

adult female; hair dyed with henna

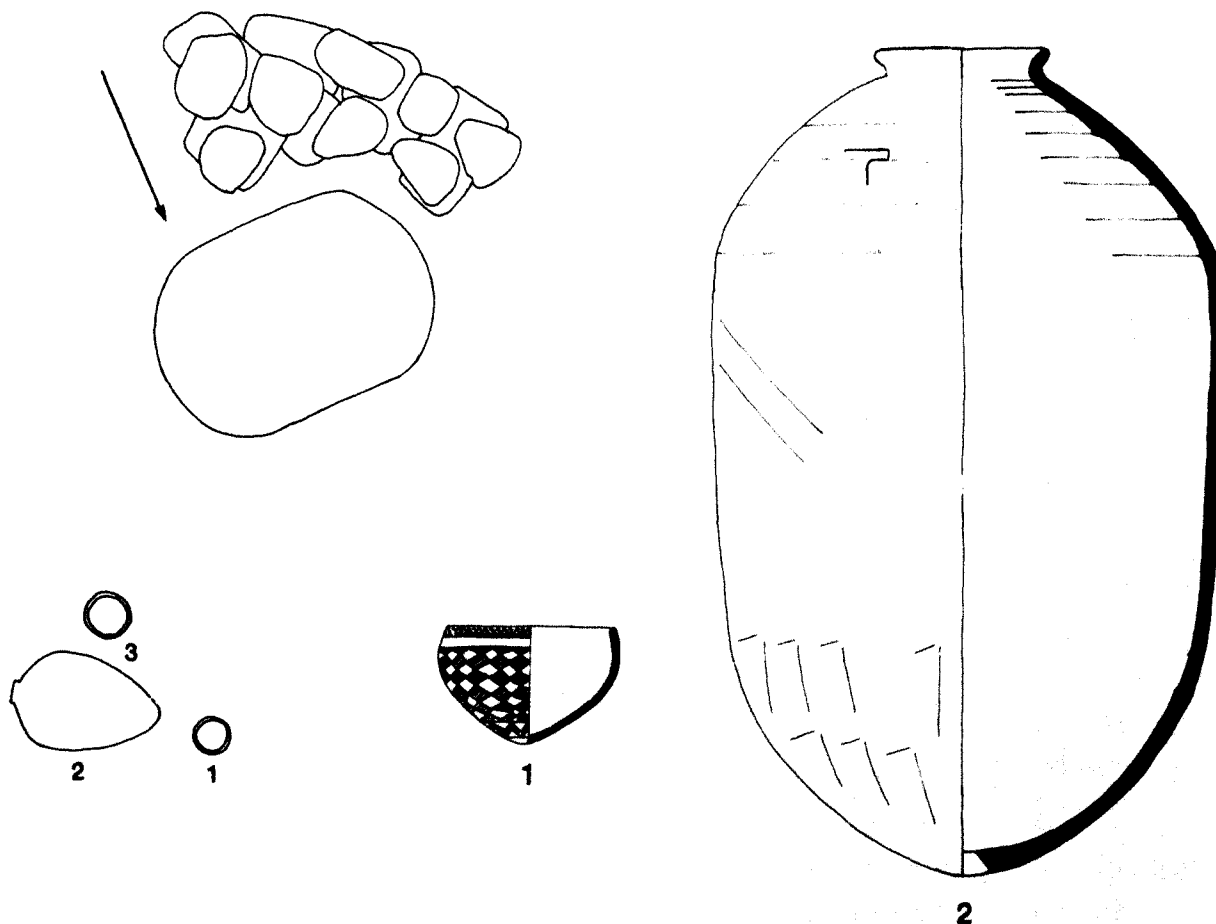


Figure 32. T246

## Objects:

- a. NE of superstructure
  - 1. Black-topped bowl, II-B2 16.5 cm 23467
- b. In shaft
  - 2. Sandals, form I samp.
- c. Uncertain location, possibly in shaft
  - 3. Sherds of Egyptian jar, V-B (handmade, O.K., tool) sherds pl. 91E

## T246 L. IIA (cuts T211)

fig. 32

Superstructure: Preserved only to S-W, ?  $\times$  0.55  $\times$  0.40–0.60 mShaft: ESE–WNW (IA/2), rectangular with rounded ends, 0.97  $\times$  0.68  $\times$  1.10 m

Burial: — ca. 6 years

## Objects:

- a. E of (former) superstructure (N–S)
  - 1. Incised bowl, I-B/15a (IIA/16) 23453 pls. 13C, 36C
  - 2. Zir, with pot mark, VI-F (IIA/26) 23490 pls. 79A, 84A, fig. 10
  - 3. Black-topped bowl, II-A2 15 cm 23469
- b. In shaft
  - 4. "Bracelet" of *Nerita* snail shells (P/17) 19 samp. pl. 118B
- c. Unknown location
  - 5. C-Group jar, III-D/i var. (plunderer's tool) sherd pl. 90C

## T247 Pre-C-Group

## T248 IIA (cut by T239)

Superstructure: Preserved only to S-W, ?  $\times$  0.46  $\times$  0.38–0.52 mShaft: SE–NW (IA/2), rectangular with rounded ends, 1.39  $\times$  0.70  $\times$  1.30 m

Burial: — ca. 3 years old

## Objects:

- a. SE of superstructure
  - 1. Upright black-topped bowl, II-B2 10.5 cm 23483
  - 2. Small C-Group jar, III-A2 23480 pls. 58D, 67C
- b. In shaft
  - 3. Fragments of painted plaster for *rishi* mask samp. pl. 119A

## T249 III

Superstructure: None (III/1)

Shaft: ENE–WSW (III/6), oval, 1.30  $\times$  0.90  $\times$  0.35 m

Burial: — mature, probably male

## Objects:

- a. In shaft
  - 1. Dark garment leather, with stitching and beads (bl. gl., size 1) 23412

## T250 III

Superstructure: None (III/1)

Shaft: SE–NW (III/5), oval, 0.65  $\times$  0.45  $\times$  0.45 m

Burial: E/R/c/d–e infant, ca. 2 years; reddish hair



## REGISTER OF LOCI

193

## Object:

## a. In shaft

- |                                     |       |
|-------------------------------------|-------|
| 1. Leather wrapping (dark garment?) | disc. |
|-------------------------------------|-------|

## T251 IB/IIA (cuts T244)

Superstructure: Preserved only to E-S-W, ca.  $2.00 \times 0.70 \times 0.30-0.40$  m (*IB/1*)Shaft: SE-NW (*IA/2*), rectangular with rounded ends,  $1.40 \times 1.00 \times 0.80$  m

Burial: —

Body: —

## Objects:

## a. In shaft

- |                            |       |
|----------------------------|-------|
| 1. Sandals, form 1         | samp. |
| 2. Leather (dark garment?) | disc. |

## T252 IB/IIA

Superstructure: Preserved only to N-E,  $? \times 0.62 \times 0.48-0.56$  mShaft: SE-NW (*IA/2*), rectangular with rounded ends,  $1.40 \times 0.75 \times 1.40$  m

Burial: —

adult female

## Objects:

## a. In shaft

- |   |       |
|---|-------|
| 1. Shell, <i>Etheria</i> , slight trace of galena | 23415 |
| 2. Black-topped bowl (plunderer's tool)           | 24833 |

## T253 IB/IIA

Superstructure: Preserved only to NE-E,  $? \times 0.50 \times 0.80$  mShaft: SE-NW (*IA/2*), rectangular with rounded ends,  $1.50 \times 0.80 \times 1.77$  m

Burial: —

adult female

## Objects:

## a. In shaft

- |                           |       |
|---------------------------|-------|
| 1. Beads                  | 23421 |
| a. Bl. gl., size 1        | 69    |
| b. Bl. to dk. gl., size 2 | 10    |
| b. Unknown location       |       |
| 2. Sherds                 | disc. |

## T254 IB/IIA (cut by T260)

Superstructure: Preserved only to NW,  $? \times ? \times 0.50$  mShaft: SE-NW (*IA/2*), oval,  $1.04 \times 0.62 \times 0.80$  m

Burial: E/R/3-5/—

infant, less than 1 year

## Objects:

## a. In shaft

- |   |                |
|---|----------------|
| 1. Cowrie shell by arm                          | samp.          |
| 2. Sherds of incised bowl, I-B-C/25c or 1b var. | sherds pl. 17F |

## T255 III

Superstructure: None (*III/1*)Shaft: SE-NW (*III/5*), rectangular with rounded ends,  $1.28 \times 0.63 \times 1.25$  m

Burial: —

ca. 6 1/2-7 1/2 years

## Objects:

## a. In shaft

- |                                  |                   |
|----------------------------------|-------------------|
| 1. Shells, bracelet              |                   |
| a. <i>Polinices</i>              | 1 samp.           |
| b. <i>Nerita</i> ( <i>P/17</i> ) | 13 samp. pl. 118A |

## T256 IIA (cut by unnumbered tomb)

Superstructure: Preserved only to W-NW and to NE-E, ca.  $3.50 \times 0.65 \times 0.45-0.60$  m (IIA/1)Shaft: SE-NW (IA/2), rectangular with rounded ends,  $2.10 \times 1.25 \times 2.53$  m

Burial: — adult, "probably male"

## Objects:

## a. In shaft

- |                        |       |          |
|------------------------|-------|----------|
| 1. Sandals, form III-B | samp. | pl. 1081 |
| 2. Leather             | samp. |          |
| a. Dark garment        |       |          |
| b. Fur                 |       |          |
| c. Belt fragments      |       |          |

## T257 L. IIA (cut by T260)

Superstructure: Preserved only to E-SE-S, ca.  $2.20 \times 0.35 \times 0.25-0.30$  m (IB/1)Shaft: ENE-WSW (IIA/5), oval,  $1.30 \times 0.77 \times 0.90$  m

Burial: — adult female

## Objects:

## a. E of superstructure (N-S)

- |  |       |       |               |
|--|-------|-------|---------------|
| 1. Inverted black-topped bowl, II-B/2              | 16 cm | 23488 |               |
| 2. Inverted incised bowl, I-B/15a (IIA/16)         |       | 23487 | pls. 13D, 36D |
| b. In shaft  |       |       |               |
| 3. Shell, <i>Etheria</i> , with substantial galena |       | samp. |               |
| 4. Sandal fragments                                |       | n/a   |               |
| 5. Ostrich feathers (K/13)                         |       | disc. |               |

## T258 IB/IIA (abuts on T261)

Superstructure: Gap to N and one to SE,  $2.05 \times 0.45 \times 0.25-0.50$  m (IB/1)Shaft: E-W (IA/2 var.), rectangular with rounded ends,  $1.36 \times 0.75 \times 1.28$  m

Burial: — 7 1/2–8 1/2 years

## Objects:

## a. In shaft

- |                                      |       |
|--------------------------------------|-------|
| 1. Sandals, form II                  | samp. |
| 2. Leather fragments (dark garment?) | disc. |

## T259 IB

Superstructure: Few stones only

Shaft: SE-NW (IA/2), rectangular with rounded ends,  $0.95 \times 0.46 \times 0.76$  m

Burial: — adult female

## Object:

## a. SE of shaft

- |                                 |       |              |
|---------------------------------|-------|--------------|
| 1. Incised bowl, I-B/3b (IB/4d) | 24295 | pls. 6H, 24C |
|---------------------------------|-------|--------------|

## T260 IIB (cuts T254 and T257)

Superstructure: Preserved only to N-NW and to E-SE-S,  $? \times 0.40 \times 0.40$  mShaft: ESE-WNW (IA/2 var.), rectangular with rounded ends,  $1.70 \times 1.00 \times 1.60$  m

Burial: — juvenile female, ca. 12–13 years

## Objects:

## a. In SE corner of shaft (IIB/10)

- |   |         |               |
|---|---------|---------------|
| 1. Inverted footed incised bowl, I-E/8dii<br>(IIB/16) | B 1135* | pls. 18G, 39C |
|---|---------|---------------|

\* Cairo Museum, Journal d'entrée 89978

## REGISTER OF LOCI

195

## T261 IB/IIA (abuts on T258)

Superstructure: Preserved only to N-W-S, ca.  $3.10 \times 0.70 \times 0.60-0.90$  m (IIA/1)Shaft: SE-NW (IA/2), oval?,  $1.50 \times 0.95 \times 1.84$  m

Burial: — senile female

## Objects:

## a. In shaft

- |           |       |
|-----------|-------|
| 1. Sandal | n/a   |
| 2. Fur    | disc. |

## T262 IIA/B

Superstructure: Preserved only to W,  $? \times 0.40 \times 0.40-0.66$  mShaft: NE-SW (IIA/5), rectangular with rounded ends,  $1.00 \times 0.56 \times 1.38$  m

Burial: — slightly less than 6 years

## Object:

## a. E of superstructure

- |                      |        |
|----------------------|--------|
| 1. Black-topped bowl | 23645, |
|                      | n/a    |

## T263 III

pl. 126

Superstructure: None (III/1)

Shaft: SE-NW (III/5), oval,  $1.25 \times 0.67 \times 1.05$  m

Burial: E/R/5/e (right), d (left) adult female

## Objects:

## a. On body

- |   |           |                 |
|---|-----------|-----------------|
| 1. 2 shell hair rings, B1 and B2 (B2 mended in antiquity), 1 on each side of head near ears | 23539     | pls. 1091, 112G |
| 2. Beads, ost. egg., size 1, near head  | 38        | 23537           |
| 3. Beads, necklace, bl. gl., size 1   | 37        | 23537           |
| 4. Looped band of fibers which served as core for metal ring-bead necklace                  |           | samp.           |
| 5. Bracelet, B2, on right arm   |           | 23540           |
| 6. Leather garment at pelvis  |           | 23541,          |
|   |           | n/a             |
| a. Dark leather   |           |                 |
| b. Beads, bl. gl., size 1   | ca. 1,050 |                 |
| 7. Beads, anklet, ost. egg., size 2   | ca. 110   | 23537           |

## T264 Locus not a burial, associated with T272 as offering hole?

## Objects:

## a. Ca. 0.40 m below surface

- |  |        |         |
|--|--------|---------|
| 1. Fragment of stela with incised cow  | 23865  | pl. 98A |
| 2. Fragment of stela with incised cow  | 23864  | pl. 98B |
| 3. Nearby sherd of incised bowl, I—/2b | sherds |         |

## T265 IIA/B

Superstructure: Preserved only to SW-W-NW,  $? \times 0.42 \times 0.63$  mShaft: E-W (IIA/5 var.), rectangular with rounded ends,  $2.00 \times 1.90 \times 2.40$  m

Burial: — senile female

## Objects:

## a. In shaft

- |                     |          |          |
|---------------------|----------|----------|
| 1. 4 bone rings, A1 | 23542A-D | pl. 111F |
| 2. Sole of sandal   | disc.    |          |

## T266 IB/IIA

Superstructure: Preserved only to E-S

Shaft: SE-NW (IA/2), rectangular with rounded ends,  $1.45 \times 0.80 \times 1.05$  m

Burial: — adult female

Object:

a. E of shaft

1. Black-topped bowl, II-A2 (plunderer's tool)

23600

## T267 IB/IIA

Superstructure: Preserved only to W-NW-N, ca.  $1.80 \times 0.30 \times 0.30$  mShaft: SE-NW (IA/2), oval,  $0.90 \times 0.60 \times 1.00$  m

Burial: — less than 13 years

Object:

a. In shaft

1. Shell, *Etheria*, remains of galena and light brown substance (ochre?)

samp.

## T268 IB/IIA

Superstructure: Preserved only to W-NW-N,  $? \times 0.44 \times 0.25-0.35$  mShaft: SE-NW (IA/2), rectangular with rounded ends,  $1.43 \times 0.75 \times 0.75$  m

Burial: — adult female

Objects:

a. In shaft

1. Sandals
2. Fragments of leather
3. "Black-topped sherd"
4. Beads, bl. to gn. gl.-fa., size 1 ca. 170

disc.

disc.

disc.

samp.

## T269 III? (burial record sheet n/a)

Superstructure: None (III/1)

Shaft: SE-NW (III/5)

## T270 III

Superstructure: None (III/1)

Shaft: NE-SW (III/6), rectangular with rounded ends,  $1.78 \times 0.87 \times 1.07$  m

Burial: — adult male

Object:

a. In shaft

1. "Sheep, goat (or wild animal) buried in shaft" (K/14)

disc.

## Between T268 and T271

Objects:

1. C-Group jar, III-A1
2. Sherds, I-B/1c or 3

24838

pl. 58A

sherds

pl. 88C

## T271 III

Superstructure: None (III/1)

Shaft: NE-SW (III/6), rectangular with rounded ends,  $1.61 \times 0.84 \times 1.23$  m

Burial: — senile female

## REGISTER OF LOCI

197

## Objects:

## a. In shaft

## 1. Beads

a. Bl. to gn. gl., size 1 56

b. Blk. st., irregularly shaped, size 2/3 1

samp.

## 2. Sherds, I-A/1b

sherds pl. 87B

## T272 III (or Pan; T264 nearby)

Superstructure: None (*III/1*)Shaft: ENE-WSW (*III/5* or *III/6*, interpretation of orientation uncertain), rectangular with rounded ends,  $1.20 \times 0.64 \times 0.89$  m

Burial: E/R/6/d (right), e (left) mature female

## Objects:

## a. In shaft

1. Leather (dark garment?), in debris,  
near head, under legs, and at feet

disc.

2. Leather with stitching

samp.

3. Sandal under left foot

disc.

## T273 III (or Pan)

Superstructure: None (*III/1*)Shafts: A. SE-NW (*III/5*), rectangular with rounded ends,  $1.40 \times 0.65 \times 0.96$  mB. Circular, diameter n/a (*P/6*)

Burials: A. —

A. Juvenile female, 15-17 1/2 years

B. —

B. —

## Objects:

## a. SE of shaft A

1. Inverted black-topped bowl, II/B2 13 cm

23942

2. Upright crude utility bowl, IV-A

23944

3. "Incised sherd"

disc.

## T274 IB/IIA

Superstructure: Preserved only to W-N-E,  $? \times 0.36 \times 0.48$  mShaft: SE-NW (*IA/2*), rectangular with rounded ends,  $1.37 \times 0.78 \times 1.15$  m

Burial: —

adult male

## Objects:

## a. ESE of superstructure

1. Inverted black-topped bowl, II

n/a

2. Sherds

sherds

a. Half of incised bowl, I-H (var. A)/2a

pl. 88I

b. Black-topped bowl, II-B2, deep var.

## b. Unknown location

3. Sherds of incised bowl, I-B/1c

sherds

pl. 87E

## T275 III

Superstructure: None (*III/1*)Shaft: SE-NW (*III/5*), oval,  $1.10 \times 0.63 \times 0.55$  m

Burial: E/R/5/c

ca. 6 years

## Objects:

## a. In shaft

1. Bone ring, B2, on finger of left hand

23899

pl. 111G

2. "Remains of wood under head"

disc.

3. Part of Egyptian jar, VE? (bulged-neck jar?)

sherd pl. 91D

T276 III?

Superstructure: None (III/1) or possibly a few small stones

Shaft: SE-NW (III/5), rectangular with rounded ends,  $1.50 \times 0.93 \times 0.95$ –1.05 m

Burial: — adult female

Objects:

a. Outside shaft "nearby"

1. Quartz pebbles disc.

T277 III

Superstructure: None (III/1)

Shaft: SE-NW (III/5), rectangular with rounded ends,  $1.37 \times 0.76 \times 1.57$  m

Burial: — adult female

Objects:

a. In shaft

1. Beads, bl. to gn. gl., size 1, very small ca. 215 23900

2. Sherds of black-topped bowl, II-A1 (IA/12, plunderer's tool) 24256 pl. 4B

3. "Sherds of black-topped bowl" disc.

4. "Sherds of red pot" disc.

5. Pebbles of quartz and other stones disc.

T278 III

Superstructure: None (III/1)

Shaft: ENE-WSW (III/6), rectangular with rounded ends,  $1.26 \times 0.90 \times 1.10$  m

Burial: — adult female

Object:

a. In shaft

1. Black-topped bowl, II-B2 16 cm 23941

T279 If superstructure present, IB/IIA; if not, III

Superstructure: Possibly few stones NE of shaft

Shaft: SE-NW (IA/2), rectangular with rounded ends,  $1.46 \times 0.85 \times 1.24$  m

Burial: — 5 1/2–6 years

Objects:

a. In shaft or debris

1a. Pebbles samp.

b. Beads, bl. gl., size 1 2 samp.

2. Incised sherd n/a

3. "Red black sherds," II? disc.

T280 III

Superstructure: None (III/1)

Shaft: NE-SW (III/6), rectangular with rounded ends,  $1.45 \times 0.70 \times 1.70$  m

Burial: — ca. 7 1/2 years

Objects:

a. In shaft

1. Beads 23901

a. Ost. egg., size 3 27

b. Bl. to gn. gl., size 1 7

## REGISTER OF LOCI

199

- |                             |   |       |
|-----------------------------|---|-------|
| c. Car. balls               | 2 |       |
| d. Di. pendants             | 2 |       |
| 2. Heel fragment of sandals |   | samp. |

## T281 III

Superstructure: None (*III/1*)Shaft: SE-NW (*III/5*), rectangular with rounded ends or long oval,  $1.70 \times 0.77 \times 1.40$  m

Burial: — adult female

Objects:

## a. In shaft

- |                                     |    |        |
|-------------------------------------|----|--------|
| 1. Beads, bl. to gn. fa., sizes 1-2 | 13 | samp.  |
| 2. Quartz pebble                    |    | disc.  |
| 3. Sherds                           |    | sherds |
| a. I—/2a-b                          |    |        |
| b. IV-B2/ <i>aiia</i>               |    |        |
| c. IV-B2/ <i>aiia</i>               |    |        |

## T282 III

Superstructure: None (*III/1*)Shaft: SE-NW (*III/5*), oval,  $1.40 \times 0.70 \times 1.55$  m

Burial: — possibly 5-6 years

Objects:

## a. In debris and shaft

- |   |       |
|---|-------|
| 1. Cow's horn just below surface ( <i>P/15</i> )          | disc. |
| 2. Fragment of sandal                                     | disc. |
| 3. Pebbles all through shaft                              | disc. |
| 4. "2 white sherds from bowl," VI?<br>(plunderer's tool?) | disc. |
| 5. "Red sherds from bowl," II? (plun-<br>derer's tool?)   | disc. |

## T283 III

Superstructure: None (*III/1*)Shaft: SE-NW (*III/5*), oval,  $1.28 \times 0.60 \times 0.49-1.05$  m, variation in depth due to ground slope, "pile of rocks in nearby hole"

Burial: — adult female

Objects: —

## T284 IB/IIA

Superstructure: Preserved only to N-E-SE, dimensions n/a

Shaft: SE-NW (*IA/2*), rectangular with rounded ends, dimensions n/a

Burial: — Body: —

Object:

## a. E of superstructure

- |                                      |       |       |
|--------------------------------------|-------|-------|
| 1. Inverted black-topped bowl, II-B2 | 11 cm | 23943 |
|--------------------------------------|-------|-------|

## T285 IIA/B

Superstructure: Preserved only to N-NE-E,  $2.35 \times 0.40 \times 0.50$  mShaft: NE-SW (*IIA/5*), rectangular with rounded ends,  $1.43 \times 0.66 \times 0.85$  m

Burial: — adult, probably female

Objects:

## a. In shaft

- |  |    |       |
|--|----|-------|
| 1. Beads, bl. to gn. gl., variable, size 1 | 20 | samp. |
|--|----|-------|

## T286 III

Superstructure: None (*III/1*)Shaft: SE-NW (*III/5*), rectangular with rounded ends,  $1.80 \times 1.12 \times 1.50$  m

Burial: — adult male

Objects:

a. Unknown location

1. Fragments of sandals disc.

2. Dark pebble disc.

## T287 III

Superstructure: None (*III/1*)Shaft: SE-NW (*III/5*), rectangular with rounded ends,  $1.55 \times 0.90 \times 1.00$  m

Burial: — adult male

Object:

a. In shaft

1. Shell, *Etheria* 23904

## T288 III

Superstructure: None (*III/1*)Shaft: SSE-NNW (*III/5* or *III/6*, interpretation of orientation uncertain), rectangular with rounded ends,  $1.75 \times 0.80 \times 1.31$  m

Burial: — juvenile female, ca. 18 years

Objects:

a. In shaft

1. Beads 23902

a. Bl. gl., size 1

b. Ost. egg., size 2

2. "Red incised sherds," probably I disc.

3. "Heavy, red incised sherds," probably IV-B, C, or D disc.

4. "Black-topped sherds," probably II disc.

5. "Black and red sherds," probably III disc.

6. "Reddish-white sherds," probably V or VI disc.

## T289 III

Superstructure: None (*III/1*)Shaft: SE-NW (*III/5*), rectangular with rounded ends,  $1.75 \times 0.95 \times 1.62$  m

Burial: — adult female

Objects:

a. In shaft

1. Sandals, form III-B 23908 pl. 108E

2. Beads 23903

a. Bl. fa., size 2 17

b. Ost. egg., sizes 2-3, strung ca. 290

3. Sherds of utility bowl, IV-B—/a/a sherds

4. "Sherds of black-topped bowl," II disc.

5. Pieces of leather disc.

## T290 III

Superstructure: None (*III/1*)Shaft: SE-NW (*III/5*), rectangular with rounded ends,  $1.65 \times 0.65 \times 1.60$  m



## REGISTER OF LOCI

201

Burial: E/—, disturbed, but legs in NW adult female

## Objects:

## a. In shaft

- |  |       |          |
|--|-------|----------|
| 1. Sandals, form III-B                                     | 23909 | pl. 108F |
| 2. Pebbles, both quartz and other stones, throughout shaft | disc. |          |

T291 Locus not a burial; shaft dimensions n/a, with fragment of stela leaning against E side

## Object:

- |                      |       |
|----------------------|-------|
| 1. Fragment of stela | disc. |
|----------------------|-------|

T292 III

Superstructure: None (III/1)

Shaft: SE-NW (III/5), rectangular with rounded ends, 1.10 × 0.75 × 1.15 m

Burial: — adult female

Objects: —

T293 III

Superstructure: None (III/1)

Shaft: SE-NW (III/5), rectangular with rounded ends, 1.20 × 0.90 × 1.00 m

Burial: — adult male

Objects: —

T294 III

Superstructure: None (III/1)

Shaft: SE-NW (III/5), rectangular with rounded ends, 2.00 × 1.20 × 1.80 m

Burial: — adult female

## Objects:

## a. In shaft

- |  |        |              |
|--|--------|--------------|
| 1. Beads   | 23905, |              |
|  | n/a    |              |
| a. Rock-crystal ball   |        |              |
| b. Bl. gl., size 1   |        |              |
| c. Ost. egg., size 1   |        |              |
| b. Outside shaft   |        |              |
| 2. Sherds of incised bowl, I-B/1ci, to SE (plunderer's tool) | 24271  | pls. 5B, 21B |
| 3. "Piece of log to NE side of shaft"                        | disc.  |              |
| c. Unknown location  |        |              |
| 4. Sherds  |        |              |
| a. III-B(?) / iii  | sherds |              |
| b. I-A/7 (reserve)   | sherds | pl. 85E      |

E end of Cemetery T

## Objects:

- |                               |       |
|-------------------------------|-------|
| 1. Beads, ost. egg., size 2 2 | samp. |
|-------------------------------|-------|

Unnumbered tomb,\* in vicinity of T1-T12?

Superstructure: Ca. 1/2 of circle preserved; 2.00 m (dia.)

Shaft: "Irregular, roughly circular pit lined with stone slabs (III/3), narrow towards bottom"

Burial: "A few pieces of bone"

\*Burial record sheet dated 31 March 1963. The stone slabs lining the pit usually distinguish phase III.

## T1-4 area

1. Black-topped bowl II-B2 16.9 cm 24845

## Uncertain location, Cemetery T

## 1. Sherds

- a. III-G/iii,v, hatched lozenges and simple bovine 24836  
 b. III-G sherd  
 c. III-G/ii sherd

K1 N.K.

K2 N.K.

K3 IIA/B

Superstructure:  $1.90-2.15 \times 0.29 \times ?$  m (IA/1-I/B1)Shaft: NE-SW (IIA/5), oval,  $1.25 \times 1.05 \times 0.85$  m

Burial: N/R/5-6/d adult female; reddish hair on head, "undershot jaw"

Objects: —

K4 IIA

Superstructure: Gap to NW and one to SE, ca.  $4.35 \times 0.65 \times ?$  m (IIB/1, too poorly preserved to be chronologically definitive)Shaft: SE-NW (IA/2), rectangular with rounded ends,  $1.95 \times 1.05 \times ?$  m

Burial: — Body: —

Objects:

## a. E of superstructure

1. Black-topped bowl, II-B1 17.5 cm 22997  
 2. Fragment of C-Group jar, III-A 22998

K5 N.K.

K6 N.K.

K7 N.K.

K8 IIA/B

Superstructure:  $2.65 \times 0.28 \times ?$  m (IB/1)Shaft: NE-SW (IIA/5), rectangular with rounded ends,  $1.50 \times 0.75 \times 1.40$  m

Burial: — adult male

Object:

## a. N of superstructure

1. C-Group jar, III-G2d 23263 pls. 65E, 72E  
 pl. 128A

K9 IIA

Superstructure:  $2.20 \times 0.74^* \times 0.30-0.60$  m (IB/1)Shaft: NE-SW (IIA/5), almost round,  $1.25 \times 1.10 \times 1.80$  m

Burial: — Body: —

Objects:

## a. Found between K16 and K8, displaced from NE side here?

1. Incised bowl, I-B/17a(14,15a) (IIA/18) 23026 pls. 14C, 38C

\* Emended from burial record sheet.

K10 N.K.

## REGISTER OF LOCI

203

K11 N.K.

K12 N.K.

K13 IB/IIA

Superstructure: Gap to NE, ca.  $2.90-3.00 \times 0.30 \times 0.80$  m (IB/1)Shaft: ESE-WNW (IA/2), rectangular with rounded corners,  $1.20 \times 0.60 \times 1.00$  m

Burial: E/R/6/d adult female

Objects:

a. Unknown location

1. Incised sherds n/a

2. Sherds of large jar, grit and chaff  
temper, mended in antiquity, wear on  
the break, N.K. date (plunderer's tool) sherds

K14 III

Superstructure: None (III/1)

Shaft: NE-SW (III/6), oval,  $1.00 \times 0.50 \times 0.90$  m

Burial: — adult female

Objects:

a. In shaft

1. Sherds sherds

a. III, mended in antiquity

b. II-B2, large and deep, abraded (plunderer's tool)

c. IV-C, rim

d. III, rim

e. III, body sherds

K15 IB/IIA

pl. 126

Superstructure:  $2.50 \times 0.60 \times 0.60-0.80$  m (IB/1)Shaft: SE-NW (IA/2), probably rectangular with rounded ends,  $1.20 \times 0.90 \times 1.60$  m

Burial: — Body: —

Objects:

a. In shaft

1. Fragments of 2 shell bracelets, A samp.

K16 IIA

fig. 33

Superstructure:  $2.65 \times 0.87 \times 0.40-0.70$  m (IB/1)Shaft: E-W (IA/2), rectangular with rounded ends,  $1.50 \times 1.17 \times 1.57$  m

Burial: — Body: —

Objects:

a. NE of superstructure (S-N)

1. Egyptian jar with pot mark, VI-C 23024 pls. 75D, 81D

2. Incised bowl, I-B/9f (IIA/18 var.) 23025 pls. 10C, 31C

3. Sherds of C-Group jar n/a

4. Black-topped bowl, II-B2 14.2 cm 23022 fig. 33

b. In shaft, near N end, on bottom

5. 3 bone rings, B2 23020 pl. 111J

K17 IIA

Superstructure:  $2.40 \times 0.40 \times 0.60$  m (IB/1)Shaft: ENE-WSW (IIA/5), rectangular with rounded ends,  $1.00 \times 0.70 \times 1.20$  m

Burial: — Body: —

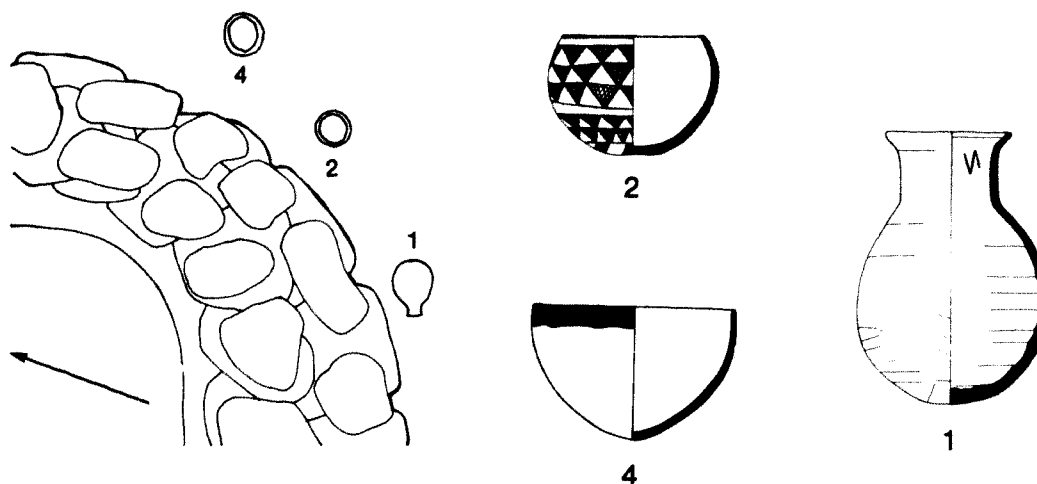


Figure 33. K16. The N. arrow is approximate.

## Objects:

*a.* NE of superstructure

- |   |        |
|---|--------|
| 1. Skull of bovine ( <i>P/15</i> )          | 23198  |
| 2. Incised bowl, I-B/8di ( <i>IIA/10a</i> ) | sherds |
| 3. Sherds of black-topped bowl              | n/a    |

K18 N.K.

K19 IIA

Superstructure:  $2.96 \times 0.50 \times 0.30\text{--}0.70$  m (*IB/1*), lower segment (0.50 m wide) of superstructure to NShaft: NE-SW (*IIA/5*), oval,  $1.50 \times 0.90 \times 1.70$  m

Burial: — Body: —

## Object:

*a.* E of superstructure

- |                             |       |       |
|-----------------------------|-------|-------|
| 1. Black-topped bowl, II-A2 | 15 cm | 23023 |
|-----------------------------|-------|-------|

K20 IIA/B

Superstructure:  $3.20 \times 0.30 \times 0.65$  m (*IIA/1*), lower segment (0.50–0.75 m wide) of superstructure to NNWShaft: NNE-SSW (*IIA/5*), rectangular with rounded ends,  $1.00 \times 0.75 \times 1.60$  m

Burial: — Body: —

Objects: —

K21 N.K.

K22 IB/IIA

fig. 34

Superstructure: Gap to SW,  $2.35 \times 0.38 \times 0.30\text{--}0.50$  m (*IB/1*)Shaft: SE-NW (*IA/2*), rectangular with rounded ends,  $1.00 \times 0.70 \times 1.26$  m

Burial: — Body: —

## Objects:

*a.* Incorporated into superstructure (all *IA/4*, reused)

- |                                      |       |                 |
|--------------------------------------|-------|-----------------|
| 1. Stela fragment with incised woman | 23009 | pls. 100C, 101C |
|--------------------------------------|-------|-----------------|

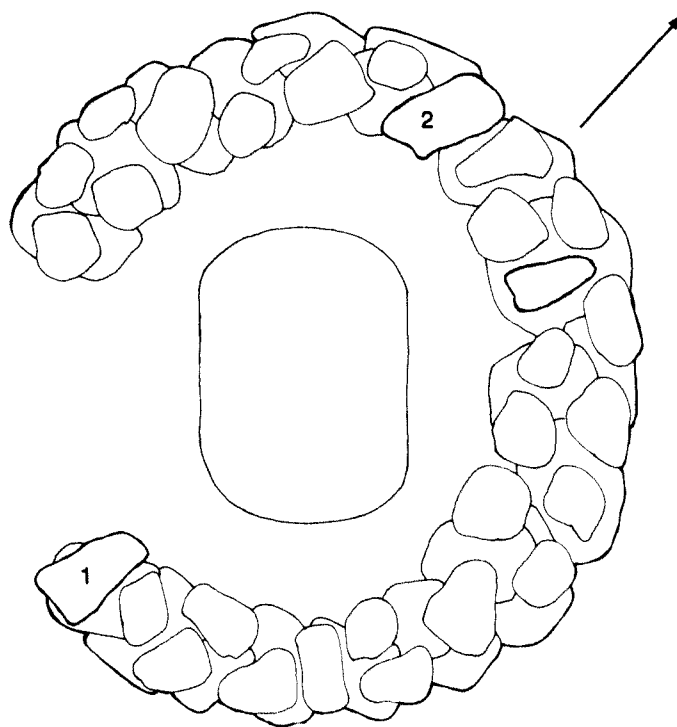


Figure 34. K22

2. Stela fragment with incised ibex, bow,  
etc.

23010 pls. 100B, 101B

3. Stela fragment with incised herbivore

23011 pls. 100A, 101A

K23 IIA/B

fig. 35

Superstructure: Not intact to NNW-N-NE, ?  $\times$  0.34  $\times$  0.30 m

Shaft: NE-SW (IIA/5), rectangular with rounded ends, 1.35  $\times$  0.70  $\times$  1.47 m

Burial: —

Body: —

Object:

a. Immediately E of superstructure, probably displaced from it

1. Fragment of stela with 2 herbivores  
(ibexes?)

23008

K24 III? (cuts K29)

Superstructure: Possibly reused part of superstructure of K29, preserved only to NE, if at  
all (III/2a?)

Shaft: SE-NW (III/5), oval, 1.10  $\times$  0.75  $\times$  0.65–1.05 m

Burial: —

Body: —

Object:

a. In shaft

1. Shell bracelet, A

23063 pl. 110L

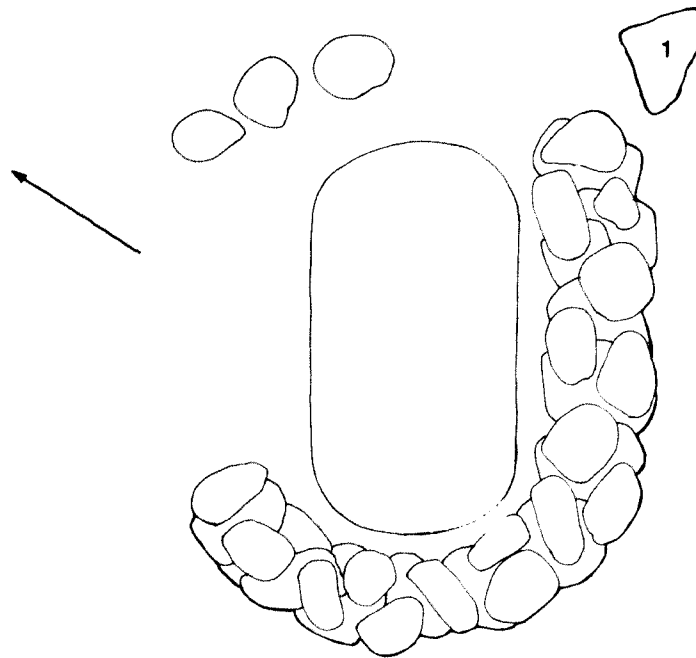


Figure 35. K23

**K25 IIA**

Superstructure: 1.80–2.00 × ? × ? m (IA/1–IB/1)

Shaft: W–E (IA/2), oval, 1.35 × 0.90 × 0.90 m

Burial: —

Body: —

## Objects:

*a.* NE of superstructure

1. Incised bowl, I-B/14 (IIA/15)

23027 pls. 12G, 35C

*b.* Attributed to K25 by field register, outside superstructure

2. Incised bowl, I-B/15a (IIA/16)

23032 pls. 13E, 37A

*c.* In shaft

## 3. Beads

23068

*a.* Cu ring

1

*b.* Bl. to gn. gl., size 1, very fine

ca. 230

**K26 IB/IIA**

Superstructure: Preserved only on S side of shaft

Shaft: N–S (IA/2), oval, 1.30 × 0.80 × 0.95 m

Burial: —

adult female

## Objects:

*a.* In shaft

## 1. Beads

22982

*a.* Bl. gl., size 1

5

*b.* Ost. egg., size 3

ca. 145

## 2. Unlobed hair ring, A2

23064

pls. 109A, 112C

## REGISTER OF LOCI

207

## K27 IIA

Superstructure:  $2.70 \times 0.90 \times 0.50\text{--}0.90$  m (*IB/1*)Shaft: NE-SW (*IIA/5*), rectangular with rounded ends,  $1.10 \times 0.60 \times 1.00$  m

Burial: — probably adult female

Objects:

a. E of superstructure

1. Incised bowl, I-D/9e (*IIA/7,16* var.)

23031 pls. 10A, 31A

2. "Black-topped sherds"

disc.

## K28 A. IB/IIA; B. IIA/B

Superstructure: Irregular,  $2.50 \times 1.00 \times 0.40\text{--}0.50$  m (*IB/1*)

Shafts: 2 joined at right angles

A. SE-NW (*IA/2*), rectangular with rounded ends, ca.  $1.00 \times 0.69 \times 1.20$  mB. NE-SW (*IIA/5*), rectangular with rounded ends, ca.  $1.00 \times 0.60 \times 1.20$  m

Burial: — Body: —

Objects:

a. In shaft

1. Beads

23069

a. Bl. to gn. gl., size 1

192

b. Ost. egg., size 1

19

2. Incised sherds (plunderer's tool)

n/a

## K29 IIA

Superstructure: Preserved only to S-SW-W, ca.  $1.90 \times 0.50 \times ?$  mShaft: NE-SW (*IIA/5*),  $1.00 \times 0.70 \times 1.50$  m

Burial: — mature male

Objects:

a. Outside area of former superstructure, to NE

1. Incised bowl, I-B/1ciii (*IB/5*)

23029

pls. 5F, 22B

2. Black-topped bowl, II-B1

12 cm

23028

3. Incised bowl, I-B/20b (*IIA/22* var.)

23030

pls. 16C, 43C

b. Unknown location

4. Sherds

sherds

a. Pan Grave black-topped bowl (*P/7* var.)

pl. 93E

b. Same as a

pl. 93F

## K30 IB/IIA

Superstructure:  $2.60 \times 0.95 \times 0.55\text{--}1.05$  m (*IB/1*), lower segment (0.50 m wide) of superstructure to NWShaft: SE-NW (*IA/2*), rectangular with rounded corners or ends,  $1.75 \times 1.15 \times 1.95$  m

Burial: — Body: —

Objects: —

## K31 N.K.

## K32 IIA

fig. 36, pl. 130A

Superstructure: Preserved only to SW,  $? \times 0.35 \times 0.22\text{--}0.42$  mShaft: NE-SW (*IIA/5*), oval,  $0.79 \times 0.51 \times 1.12$  m

Burial: — infant, ca. 1 year

## Objects:

## a. Outside area of former superstructure to NE (S-N)

1. C-Group jar, III-G2ai/ii (IIA/23)		24266	pls. 65A, 72A
2. C-Group jar, III-C2		23047	pls. 59D, 68A
3. Incised bowl, I-B/15a (IIA/16)		23034	pl. 13F, 37B
4. Black-topped bowl, II-B2	15 cm	23039	pl. 55A
5. Black-topped bowl, II-B2	14.5 cm	23035	pl. 53D
6. Black-topped bowl, II-A2	20 cm	23041	pls. 52E, 56G
7. C-Group jar, III-E		23048	pls. 62D, 70D

## b. In shaft

8. Beads, bl. to dk. gl., sizes 1-2	71	23147	
-------------------------------------	----	-------	--

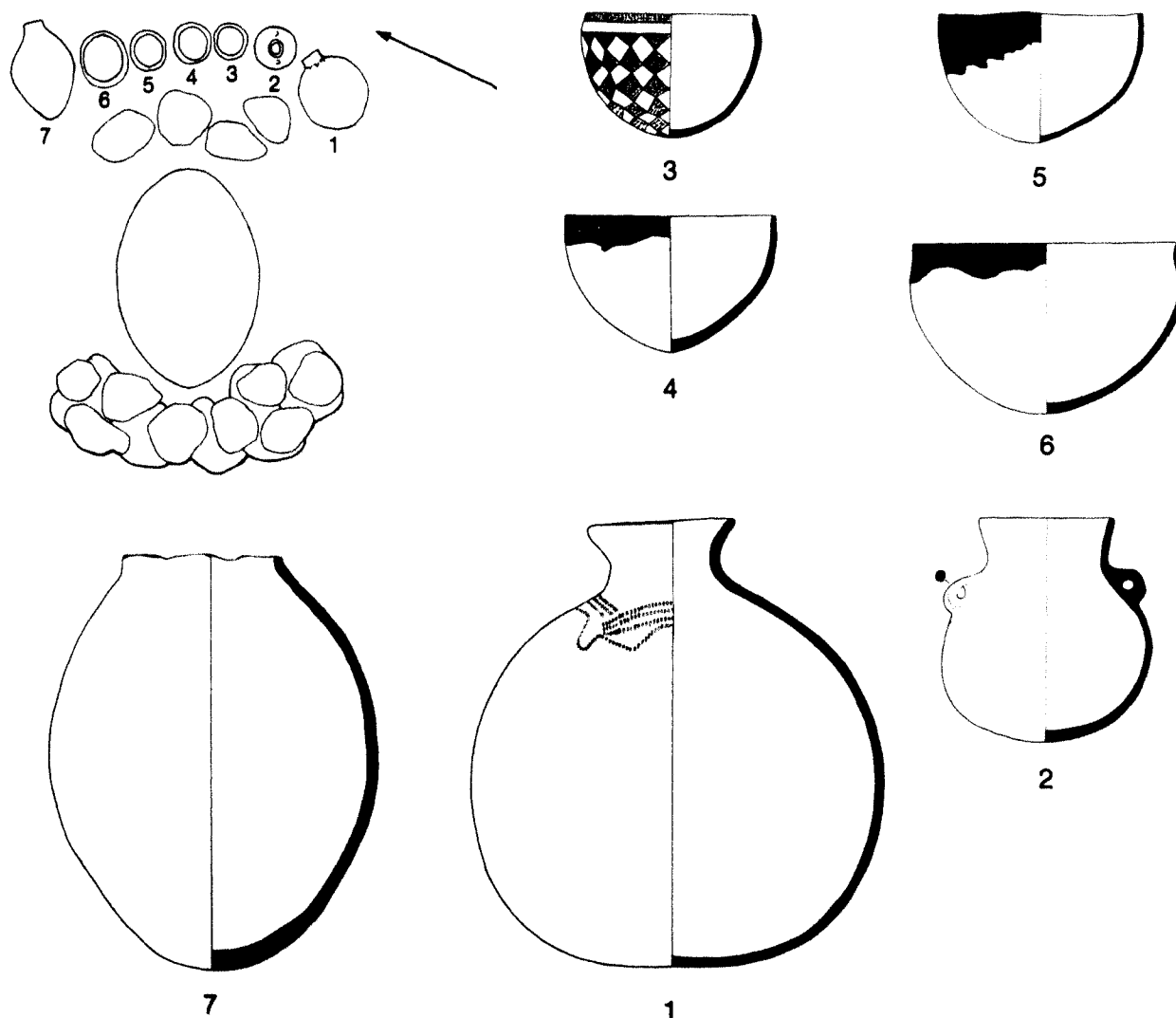


Figure 36. K32



## REGISTER OF LOCI

209

- K33 IIA** pl. 129A  
 Superstructure: Gap to SSW,  $3.10 \times 0.70 \times 0.40-0.70$  m (*IIA/1*)  
 Shaft: NE-SW (*IIA/5*), rectangular with rounded ends,  $1.20 \times 0.60 \times 2.15$  m  
 Burial: — Body: —  
 Objects:  
 a. NE of superstructure  
 1. C-Group jar, III-E 23046 pls. 61C, 69C  
 2. Egyptian jar, "V-F" (Predynastic pot reused from A-Group) 23049 pls. 79E, 84E  
 3. Inverted black-topped bowl, II-B2 14 cm 23038  
 4. Inverted incised bowl, I-B/9a (*IIA-8*) 23033  
 5. Inverted black-topped bowl, II-B2 17 cm 23937 pls. 52C, 55C
- K34 IIA** pl. 128B  
 Superstructure:  $2.75 \times 0.60 \times 0.69-1.00$  m (*IB/1*)  
 Shaft: NE-SW (*IIA/5*), oval?,  $1.30 \times 0.75 \times 0.85$  m  
 Burial: — Body: —  
 Objects:  
 a. NE of superstructure (S-N)  
 1. Zir, VI-F (*IIA/26*, reused) 23050 pls. 79B, 84B  
 2. Black-topped bowl, II-B1 23036  
 b. In shaft  
 3. Unlobed hair ring, A2 23141 pl. 109B  
 4. Bracelet, B2 samp. pl. 110I  
 5. Beads, bl. to blk. gl., size 1 22 samp.
- K35 IIA**  
 Superstructure: Gap to E and one to SE,  $1.63 \times 0.45 \times ?$  m (*IA/1*)  
 Shaft: NE-SW (*IIA/5*), oval,  $1.40 \times 1.25 \times 0.95$  m  
 Burial: — Body: —  
 Object:  
 a. E of superstructure  
 1. Black-topped bowl, II-B2 16.5 cm 23040
- K36 III (cf. K39 and K40)**  
 Superstructure: None (*III/1*)  
 Shaft: NNE-SSW (*III/5* or *III/6*), rectangular with rounded corners,  $1.40 \times 0.70 \times 0.90$  m  
 Burial: — adult male  
 Object:  
 a. In shaft at NE end (*III/8*)  
 1. Black-topped bowl, II-B2 11 cm 23077
- K37 IIA**  
 Superstructure: Gap to NW and one to SE,  $1.95 \times 0.40 \times 0.25-0.60$  m (*IA/1-IB/1*)  
 Shaft: SSE-NNW (*IA/2*), rectangular with rounded ends,  $1.20 \times 0.95 \times 1.40$  m  
 Burial: — Body: —  
 Objects:  
 a. NE of superstructure (S-N)  
 1. Inverted black-topped bowl, II-B2 21 cm 23080  
 2. Inverted incised bowl, I-B/17a(9d, 8di) (*IIA/18*) 23054 pls. 14A, 38A

## K38 IIA

Superstructure: Gap to NW,  $2.95 \times 0.70 \times 0.56\text{--}0.73$  m (*IB/1*)Shaft: NE-SW (*IIA/5*), oval?,  $1.25 \times 0.80 \times 1.55$  m

Burial: —

Body: —

Objects:

## a. NE of superstructure (S-N)

## 1. Inverted black-topped bowl, II-B3

(*IIA/24*)

16 cm

23079

## 2. Inverted incised bowl, I-C/17a (10,9d)

(*IIA/18*)

23051

pls. 14B, 38B

## 3. Sherds of Egyptian jar, V-A

sherds

pl. 91F

## K39 III (cf. K36 and K40)

Superstructure: None (*III/1*)Shaft: NNE-SSW (*III/5* or *III/6*), nearly rectangular,  $0.90 \times 0.45 \times 0.40$  m

Burial: N/R/6/b

5 years

Objects: —

## K40 III (cf. K36 and K39)

Superstructure: None (*III/1*)Shaft: NNE-SSW (*III/5* or *III/6*), nearly rectangular,  $1.60 \times 0.90 \times 1.10$  m

Burial: N/R/5/b

adult female

Objects:

a. In shaft (pottery *III/8*)1. Black-topped bowl, II-C2 (*III/16*), at ribs

18 cm

23082

pls. 54E, 57E

## 2. Beads, bracelet, at left hand, ost. egg., sizes 2-3, gradated

12

23073

3. Black-topped bowl, II-C2 (*III/15*), behind head in corner of grave

9 cm

23091

pls. 54A, 57A

## K41 E. IIA

Superstructure:  $2.33 \times 0.62 \times 0.25\text{--}0.65$  m (*IB/1*), lower segment (0.95 m wide) of superstructure to NWShaft: SE-NW (*IA/2*), rectangular with rounded ends,  $1.30 \times 0.70 \times 1.48$  m

Burial: —

Body: —

Objects:

## a. NE of superstructure

## 1. Egyptian jar, VI-D

23084

pl. 77D

2. Inverted incised bowl, I-B/9a (*IIA/8*)

23055

pls. 9F, 30A

## 3. Sherds of bowl, probably II

n/a

## b. In shaft

## 4. Beads, lt. bl. gl., size 1, very small 72

23072

## K42 E. IIA

fig. 37, pl. 130B

Superstructure:  $2.80 \times 0.90 \times 0.60\text{--}0.80$  m (*IB/1*)Shaft: SE-NW (*IA/2*), oval with small loculus in SE end,  $1.80 \times 1.00 \times 1.10$  m; loculus, ca.  $0.50 \times 0.50 \times 0.25$  m

Burial: —

Body: —

## REGISTER OF LOCI

211

## Objects:

*a.* NNE of superstructure (S-N)

1. Egyptian jar with pot mark, VI-D

23085 pl. 77E, 82D

2. Inverted black-topped bowl, II-B2 16 cm

23058 fig. 37

3. Inverted incised bowl, I-C/17b

23052 pls. 14D, 39A

4. C-Group jar, III-G2c

23083 pls. 66C, 73C

**K43** *A.* IIA; *B.* III (*B* cuts *A*)Superstructure: Gap to SW-W,  $3.50 \times 0.60 \times 0.70$ – $1.50$  mShafts: *A.* SE-NW (*A*/2), rectangular with rounded ends,  $1.40 \times 0.85 \times 0.90$  m*B.* Small, later shaft undermining superstructure at SE,  $0.80 \times 0.50 \times 0.70$  m

Burial: —

Body: —

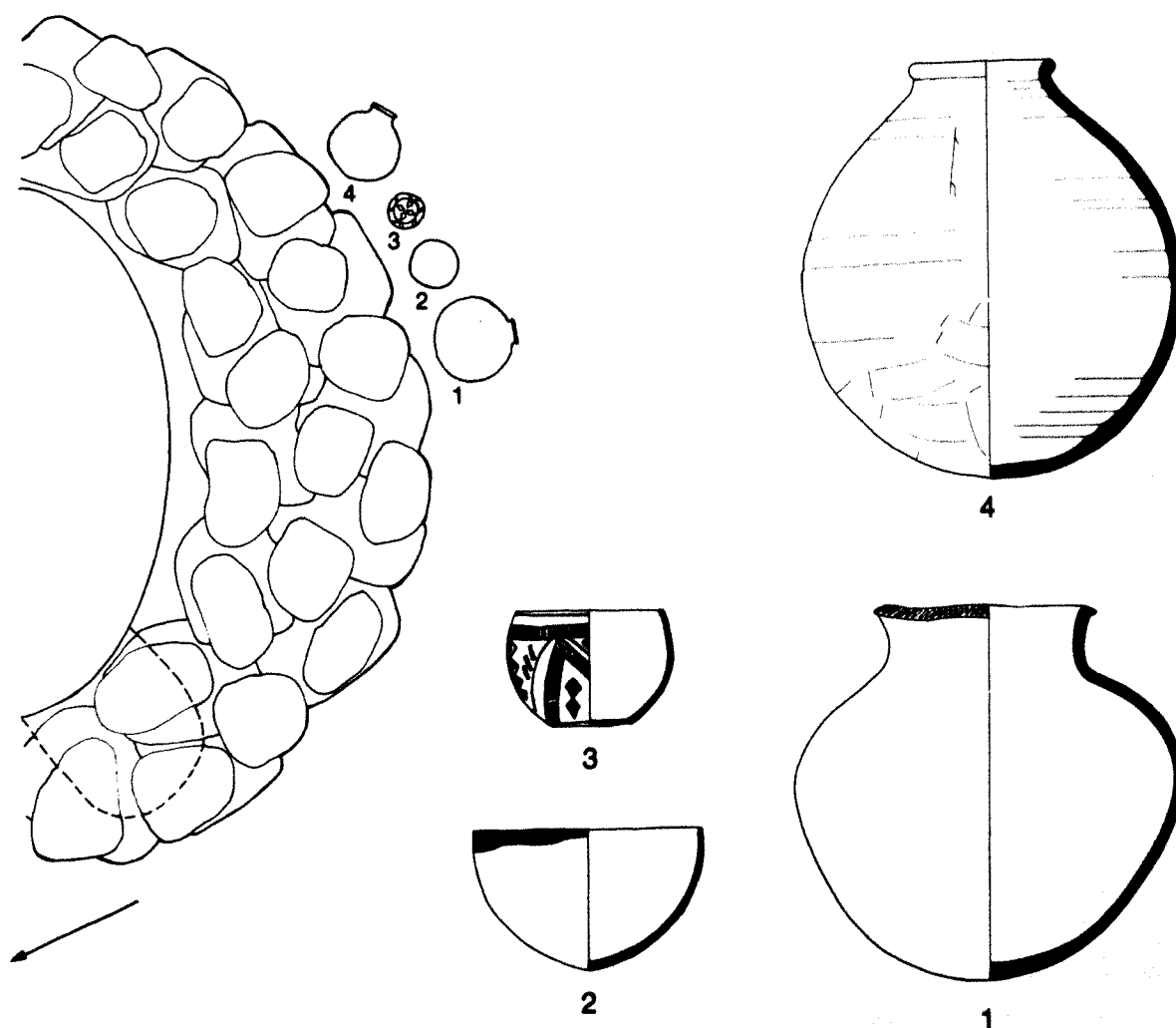


Figure 37. K42

## Objects:

- a.* E of superstructure (S-N)
1. Upright incised bowl, I-B/19ai (*IIA/21*) 23053 pls. 15G, 42B
  2. Inverted black-topped bowl, II-B1 14 cm 23057 pl. 55D
  3. Inverted black-topped bowl, II-A3 16.8 cm 23078 pls. 52F, 55E
- b.* In shaft *B*
4. Beads 23071
    - a.* Gn. gl., size 1 ca. 75
    - b.* Dk. gl., size 1 2
- c.* In shaft *B* and scattered *W* of superstructure
5. Sherds of incised bowl, I-H/15a (phase III quality execution) 23086 pls. 13G, 37C

## K44 III

Superstructure: Single row of stones around NE end of shaft, total ca. 1.00–1.50 m diameter (*III/2a*)

Shaft: SE–NW (*III/5*), almost rectangular, 1.47 × 0.65 × 1.20 m

Burial: — adult female

## Objects:

- a.* In shaft (pottery *III/8*)
1. Black-topped bowl, II-C2 (*III/16*) 12 cm 23056 pl. 54F
  2. C-Group jar with lid, III-G1 23081 pl. 64B, 71B
  3. Beads, ost. egg., size 2, very worn ca. 37 23067
  4. Black-topped bowl, II-C2 (*III/16*) 19.6 cm 24831 pls. 54G, 57D

## K45 Post-New Kingdom

## K46 IB/IIA

Superstructure: 2.90 × 0.67 × ? m (*IB/1*)

Shaft: SE–NW (*IA/2*), rectangular with rounded ends, 1.60 × 1.07 × 1.43 m

Burial: — adult male

## Objects: —

## K47 III?

Superstructure: None (*III/1*)

Shaft: SSE–NNW (*III/5*), rectangular, 1.40 × 0.50 × 0.45 m

Burial: — adult female

## Objects:

- a.* In shaft
1. Beads 23065
    - a.* Ost. egg., sizes 2–3 ca. 2,030
    - b.* Bl. gl., size 1 4

## K48 IB/IIA

Superstructure: Gap to SE, 2.11 × 0.43 × ? m (*IB/1*)

Shaft: SE–NW (*IA/2*), oval, 1.34 × 0.75 × 1.37 m

Burial: — adult male

## Objects: —

## K49 III

Superstructure: None (*III/1*)

Shaft: NE–SW (*III/6*); nearly rectangular; outer, 2.05 × 1.20 m; inner, 1.50 × 0.60 m; depth, 1.20 m

## REGISTER OF LOCI

213

- Burial: N/back/—/a juvenile female, 18–19 years; hair in braids up to 10 cm in length
- Objects:
- a.* In shaft, some near head
1. Beads, ost. egg., size 2, irregular 60 23066
- K50 N.K.
- K51 Pan Grave (cuts unnumbered tomb)
- Superstructure: None
- Shaft: Nearly circular,  $1.10 \times 0.95 \times 0.43$  m (*P/1*), cuts empty tomb making extension ( $1.00 \times 0.60 \times 0.25$  m) at NE
- Burial: — Body: —
- Object:
- a.* In shaft
1. Pierced, shell wristlet plaque (*P/16*) 23074
- K52 IIA
- Superstructure: Gap to SSW,  $2.07 \times 0.68 \times 0.20$ – $0.60$  m (*IB/1*)
- Shaft: NE–SW (*IIA/5*), oval,  $1.26 \times 0.85 \times 2.03$  m
- Burial: — juvenile, possibly male, less than 13 years
- Objects:
- a.* NNE of superstructure
1. Incised bowl, I-B/9f(9b,9e) (*IIA/18* var.) 23089 pls. 10D, 31D
2. Sherds of black-topped bowl, II-B2 sherds
3. Sherds of black-topped bowl, II-C2 (*IIA/24*) sherds
4. Fragment of ostrich egg samp.
5. Sherds of incised bowl, I-B/8di sherds pl. 38D
- Between K52 and K56
- Object:
1. Sherd from incised vessel with representations of cattle, I—/24 sherd pl. 48B
- K53 IIA
- Superstructure: Preserved only to NW,  $? \times 0.70 \times 0.60$  m
- Shaft: ESE–WNW (*IIA/5*), “irregular, roughly circular,” probably rectangular shaft superimposed on oval one
- Burial: E?/—, disturbed juvenile female, ca. 12 years
- Objects:
- a.* E of superstructure (N–S)
1. Inverted black-topped bowl, II-B2 15 cm 23096
2. Inverted incised bowl, I-D/9b (*IIA/8*) 23090 pls. 9I, 30D
3. C-Group utility bowl, IV-A 23111 pl. 51D
- K54 IIA/B
- Superstructure: Gap to SE,  $2.75 \times 0.70 \times 0.60$ – $0.65$  m (*IB/1*)
- Shaft: ENE–WSW (*IIA/5*), oval,  $1.60 \times 0.93 \times 1.90$  m
- Burial: — Body: —

## Objects:

*a.* NE of superstructure (S-N)

- |                                      |         |       |  |
|--------------------------------------|---------|-------|--|
| 1. Inverted black-topped bowl, II-B2 | 14.7 cm | 23093 |  |
| 2. Inverted black-topped bowl, II-B2 | 13 cm   | 23097 |  |

*b.* Unknown location

- |                           |       |  |         |
|---------------------------|-------|--|---------|
| 3. Sherd, III-G2, incised | sherd |  | pl. 90D |
|---------------------------|-------|--|---------|

## K55 IB/IIA

pl. 129C

Superstructure: Gap to NW,  $2.30 \times 0.20 \times 0.20$  m (*IB/1*)Shaft: SE-NW (*IA/2*), rectangular with rounded ends,  $1.20 \times 0.70 \times 0.70$  m

Burial: — Body: —

## Objects:

*a.* In debris

- |           |  |       |  |
|-----------|--|-------|--|
| 1. Sherds |  | disc. |  |
|-----------|--|-------|--|

## K56 IIA

Superstructure: Gap to SE, ca.  $2.10 \times 0.44 \times 0.29-0.58$  m (*IB/1*)Shaft: ENE-WSW (*IIA/5*), rectangular with rounded ends?,  $1.10 \times 0.63 \times 1.42$  m

Burial: — infant, ca. 2-3 years

## Objects:

*a.* E of superstructure (S-N)

- |                                      |        |       |         |
|--------------------------------------|--------|-------|---------|
| 1. Inverted black-topped bowl, II-B2 | 15 cm  | 23118 |         |
| 2. Inverted black-topped bowl, II-C1 |        |       |         |
| ( <i>IIA/24</i> )                    | 8.5 cm | 23112 | pl. 51C |
| 3. Inverted black-topped bowl, II-B3 |        |       |         |
| ( <i>IIA/24</i> )                    | 13 cm  | 23092 |         |

*b.* In shaft

- |                                  |     |       |  |
|----------------------------------|-----|-------|--|
| 4. Beads, bl. to gn. gl., size 1 | 147 | 23075 |  |
|----------------------------------|-----|-------|--|

Between K56 and K52 (NNE of K56, E of K52)

## Object:

- |                                    |       |  |          |
|------------------------------------|-------|--|----------|
| 1. Skull of bovine ( <i>P/15</i> ) | 23199 |  | pl. 129D |
|------------------------------------|-------|--|----------|

## K57 Kerma K IV

fig. 38

Superstructure: None

Shaft: SE-NW, double

outer: rectangular with rounded corners (*K/2*),  $? \times 2.20 \times 0.45$  minner: rectangular,  $2.30 \times 1.20 \times 1.60$  (total) m; 4 rectangular holes, 1 at each corner (*K2.5*),  $0.30-0.40 \times 0.30-0.40 \times 0.15-0.20$  m

Burial: — Body: —

## Objects:

*a.* On bottom of shaft against NE side (N-S)

- |                                 |       |  |           |
|---------------------------------|-------|--|-----------|
| 1. Kerma jar with sherd lid     | 23105 |  | pl. 94E,J |
| 2. Kerma beaker ( <i>K/7</i> )* | 23113 |  | pl. 94D,I |

*b.* In shaft

- |  |       |  |           |
|--|-------|--|-----------|
| 3. Kerma beaker ( <i>K/7</i> )* with mending holes | 24053 |  | pl. 94A,F |
| 4. Kerma beaker ( <i>K/7</i> )*                    | 24054 |  | pl. 94B,G |
| 5. Kerma beaker ( <i>K/7</i> )*                    | 24298 |  | pl. 94C,H |

\* Shape of Kerma beakers as found in phase K IV at Kerma, see p. 111.

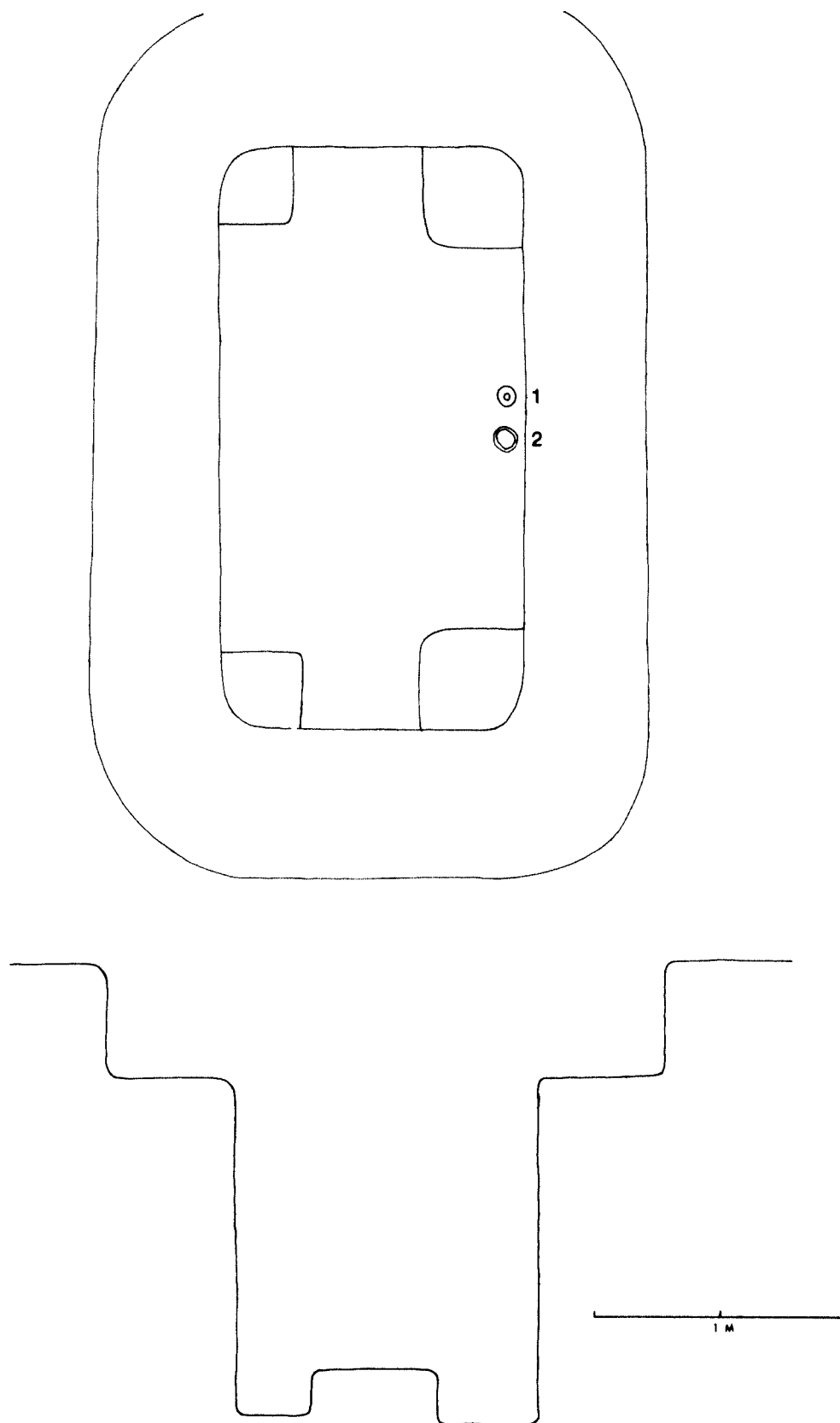


Figure 38. K57. For orientation see pl. 2.

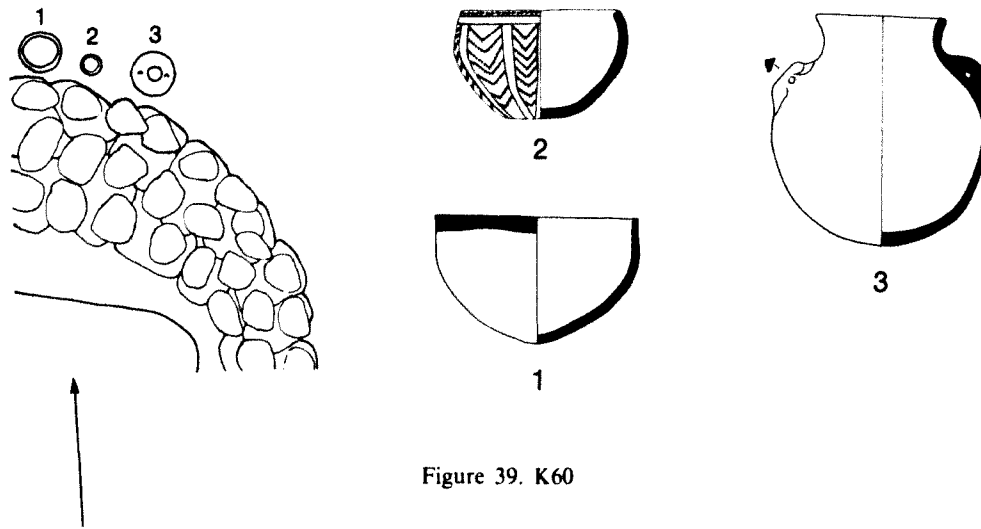


Figure 39. K60

**K58 IB**Superstructure:  $2.40 \times 0.55 \times 0.20\text{--}0.50$  m (*IB/1*)Shaft: ESE-WNW (*IA/2*), rectangular with rounded ends, positioned in N part of superstructure,  $1.45 \times 0.90 \times 0.90$  m

Burial: —

Body: —

Objects:

*a.* E of superstructure

1. Egyptian jar, VI-B (Dyn. XI type)

23098

pls. 75B, 81B

2. Black-topped bowl, II-B1

16 cm

23094

pl. 56E

**K59 IIA**Superstructure:  $2.60 \times 0.70 \times 0.30\text{--}0.80$  m (*IB/1*)Shaft: ENE-WSW (*IIA/5*), oval?,  $1.35 \times 0.85 \times 1.75$  m

Burial: —

Body: —

Objects:

*a.* ENE of superstructure (S-N)

1. Incised C-Group jar, III-G2b/ii

23103

pls. 66D, 73D

2. Inverted black-topped bowl, II-A2

17.5 cm

23100

**K60 IIA**

fig. 39

Superstructure: Gap to W,  $2.00 \times 0.70 \times 0.30\text{--}0.55$  m (*IB/1*)Shaft: E-W (*IIA/5*), rectangular with rounded ends,  $1.20 \times 0.55 \times 1.00$  m

Burial: —

Body: —

Objects:

*a.* N of superstructure (W-E)

1. Black-topped bowl, II-A2

14 cm

23101

fig. 39

2. Incised bowl, I-D/18 (*IIA/19*)

23087

pls. 15A, 40B

3. C-Group jar, III-C2

23099

pl. 59E

**K61 IIA**

fig. 40

Superstructure:  $3.16 \times 0.51 \times 0.23\text{--}0.93$  m (*IIA/1*)Shaft: NE-SW (*IIA/5*), rectangular with rounded ends, positioned in N part of superstructure, $1.45 \times 0.76 \times 1.37$  m

Burial: —

adult



## REGISTER OF LOCI

217

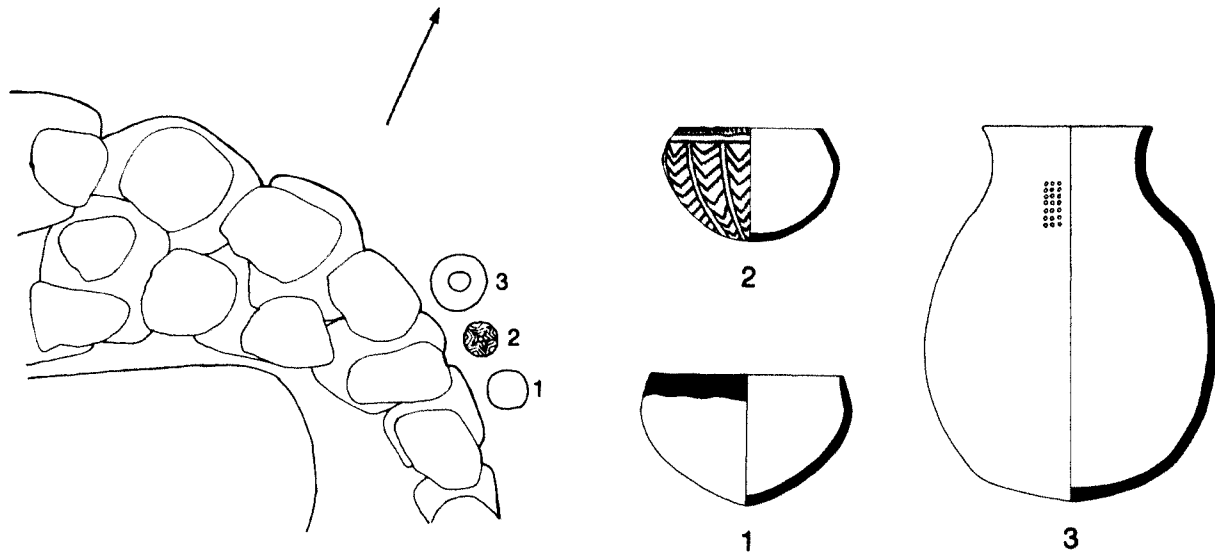


Figure 40. K61

## Objects:

## a. NNE of superstructure (S-N)

- |   |         |       |               |
|---|---------|-------|---------------|
| 1. Inverted black-topped bowl, II-A2      | 13.5 cm | 23095 | fig. 40       |
| 2. Inverted incised bowl, I-D/18 (IIA/19) |         | 23088 | pls. 15C, 40C |
| 3. Incised C-Group jar, III-E/i           |         | 23102 | pls. 63A, 70C |

## b. In shaft

- |  |  |       |          |
|--|--|-------|----------|
| 4. Shell, <i>Etheria</i> , remains of galena |  | 23143 | pl. 113J |
|--|--|-------|----------|

## K62 IIA

fig. 41

Superstructure:  $2.90 \times 0.44 \times 0.20-0.65$  m (IB/1), lower segment (0.68 m wide) of superstructure to WSW

Shaft: NE-SW (IIA/5), rectangular with rounded ends or corners,  $1.45 \times 0.76 \times 1.37$  m

Burial: — juvenile, ca. 16 years

## Objects:

## a. NE of superstructure (N-S)

- |   |         |       |               |
|---|---------|-------|---------------|
| 1. Inverted bowl, II-B1*                      | 15.8 cm | 23128 |               |
| 2. Upright incised bowl, I-B/19ai (IIA/21)    |         | 23136 | pls. 15H, 42C |
| 3. C-Group jar, III, broken                   |         | disc. |               |
| 4. Egyptian jar, V-C, rim ground down, reused |         | 23172 | pls. 74H, 80H |

## b. In shaft

- |  |  |        |                 |
|--|--|--------|-----------------|
| 5. Hair ring (mended in antiquity), B2 |  | 23145  | pls. 109C, 112E |
| 6. Shell, probably <i>Etheria</i>      |  | 23146, |                 |
|  |  | n/a    | pl. 113L        |

\* This is a black-topped bowl that had been given the first but not the second firing for color.

## K63 IIA

fig. 42

Superstructure:  $2.94 \times 0.80 \times 0.35\text{--}0.73$  m (*IB/1*), lower segment (0.55 m wide) of superstructure to SW

Shaft: ENE-WSW (*IIA/5*), rectangular with rounded ends or corners,  $1.70 \times 0.65\text{--}0.80 \times 1.85$  m

Burial: — mature

## Objects:

## a. NE of superstructure, in group

- |  |       |               |
|--|-------|---------------|
| 1. Egyptian jar, VI-D, reused                      | 23125 | pls. 77F, 82E |
| 2. C-Group jar, III-G2d, on side                   | 23124 | pls. 65D, 73D |
| 3. Inverted incised bowl, I-D/18 ( <i>IIA/19</i> ) | 23135 | pls. 15B, 40A |
| 4. Inverted black-topped bowl, II-B2 14.5 cm       | 23129 | fig. 42       |

## b. In shaft

- |  |         |          |
|--|---------|----------|
| 5. 2 hair rings, B1  | 23152   | pl. 109F |
| 6. Bone ring, B1   | samp.   | pl. 111H |
| 7. Beads   | 23153   |          |
| a. Bl. gl., size 1   | 4       |          |
| b. Blk. gl., size 1  | ca. 220 |          |
| c. Small glazed steatite barrels ( $4.4 \times 3.0$ mm)        | 6       |          |
| d. Car., size 2  | 2       |          |
| e. Car. barrel ( $10.3 \times 6.3$ mm)                         | 1       |          |
| f. Car., tubular ( $4.0 \times 5.5$ [dia.] mm)                 | 1       |          |
| g. Bl. fa. pendant or amulet ( $10. \times 2.0 \times 5.5$ mm) | 1       | pl. 115G |

K64 N.K.

K65 N.K.

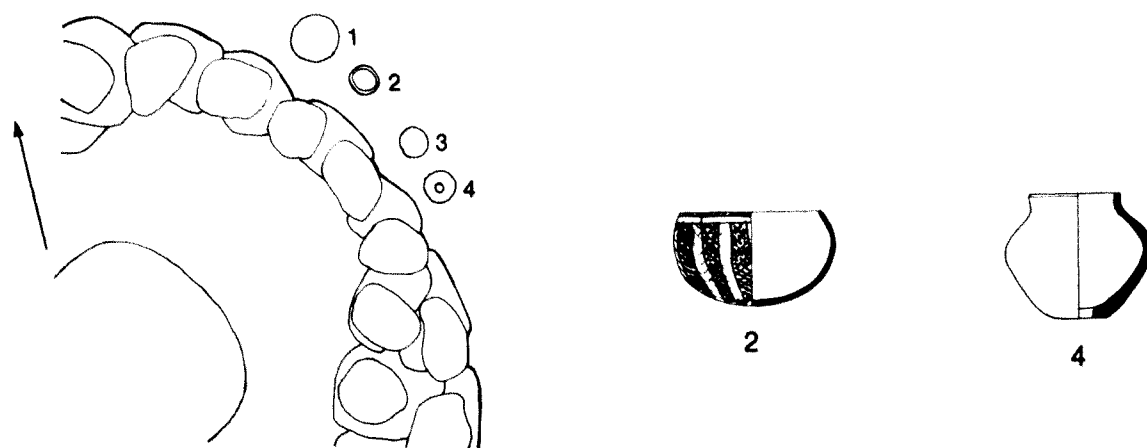


Figure 41. K62

## REGISTER OF LOCI

219

K66 III

Superstructure: None (*III/1*)Shaft: SE-NW (*III/5*), rectangular with rounded corners,  $1.50 \times 0.65 \times 0.45\text{--}0.20$  m, denuded

Burial: —

Body: —

Objects:

a. In shaft

1. Beads, ost. egg., sizes 1–3

ca. 72

23076

K67 IIA/B (cuts K79)

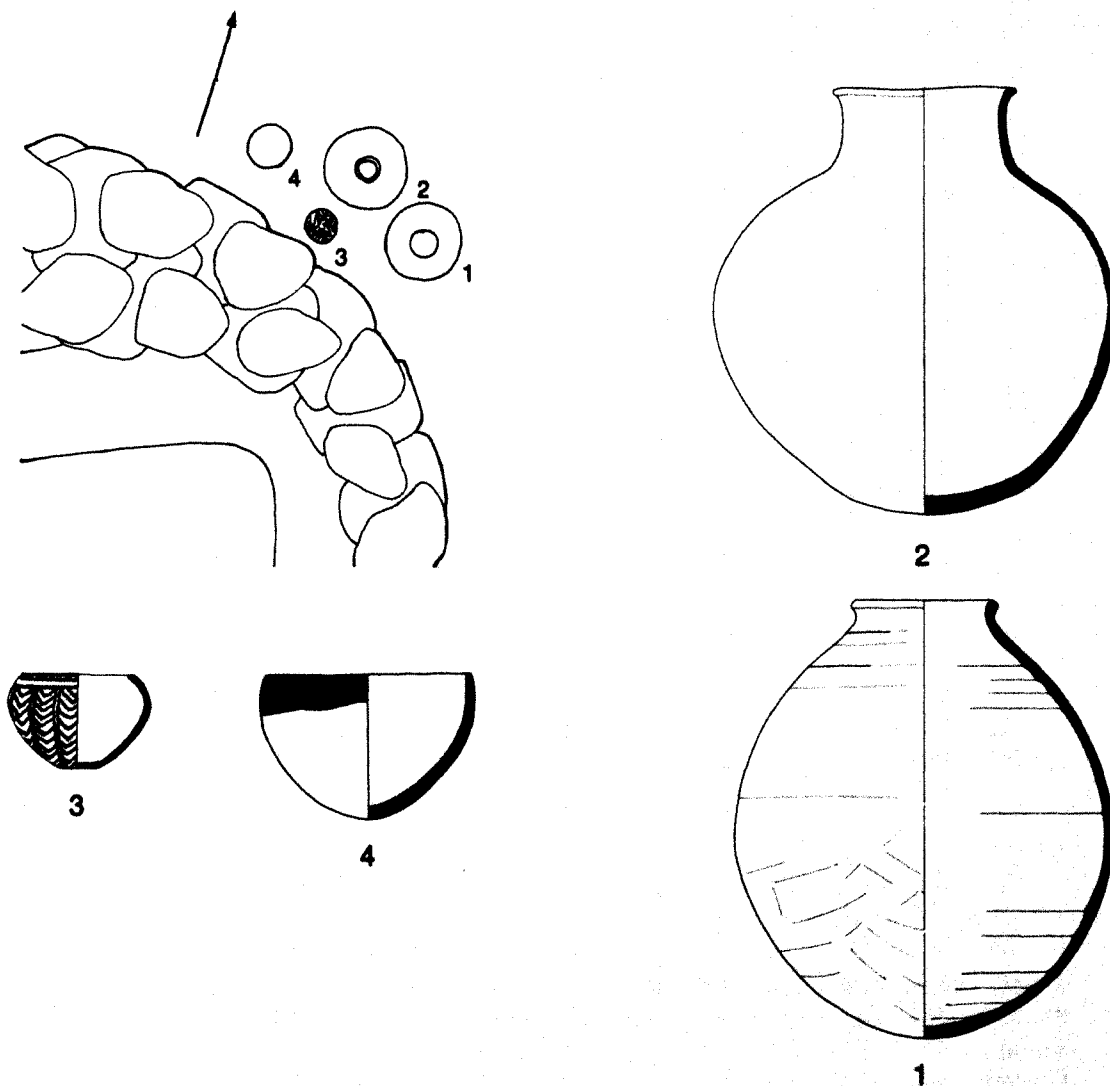
Superstructure:  $1.45 \times 0.35 \times 0.25\text{--}0.30$  mShaft: NE-SW (*IIA/5*), oval, positioned in NE part of superstructure,  $0.70 \times 0.35 \times 1.00$  m

Figure 42. K63

Burial: — infant, less than 2 years

Object:

*a.* NE of superstructure

1. Bowl, II-B2 9.2 cm 23137

**K68 IIA/B**

Superstructure:  $1.75 \times 0.53 \times 0.53$ – $0.35$  m

Shaft: NE–SW (*IIA/5*), oval,  $0.90 \times 0.57 \times 1.45$  m

Burial: — less than 10 years

Objects: —

**K69 IIA/B**

Superstructure: Gap to NW,  $2.70 \times 1.00 \times 0.40$  m (*IB/1*)

Shaft: NNE–SSW (*IIA/5*), oval–rectangular with rounded ends,  $1.00 \times 0.60 \times 1.00$  m

Burial: — Body: —

Objects:

*a.* In shaft

1. Fruits "*goz el-trib*" samp. 23144

2. Beads

*a.* Ost. egg., size 1 26

*b.* Bl. to blk. gl., size 1 ca. 250

3. Ostrich feathers samp.

4. Fa. amulet 23156 pl. 115J

**K70** Five different tombs excavated in the same area, relationships somewhat obscure

**K70A IB/IIA**

Superstructure: Preserved only to N, ca.  $2.00 \times 0.40 \times 0.50$ – $0.56$  m (*IB/1*)

Shaft: ESE–WSW (*IA/2*), rectangular with rounded ends,  $1.40 \times 0.60 \times 1.00$  m

Burial: — Body: —

Objects:

*a.* NE of superstructure

1. Black-topped bowl, II-B2 14.5 cm 23130

**K70B IIA/B**

Superstructure: Preserved only to SE,  $? \times 0.40 \times ?$  m

Shaft: NE–SW (*IIA/5*),  $? \times ? \times 0.80$  m

**K70C III**

Superstructure: Irregular or none (*III/1* or *III/2*)

Shaft: NE–SW (*III/6*), rectangular with rounded ends,  $1.40 \times 0.60 \times ?$  m

**K70D–E** Irregular, excavated areas in center of group

Object:

1. Small jar, Egyptian O.K. type?, V-C\* 23187 pls. 74F, 80F

\* See OINE 4, pl. 53C, D. This is probably reused.

**K71 IB/IIA**

Superstructure: Gap to NW,  $2.40 \times 0.30 \times 0.30$ – $0.40$  m (*IB/1*)

Shaft: SE–NW (*IA/2*), shape unknown,  $0.90 \times 0.50 \times 1.30$  m

Burial: — Body: —

Objects:

*a.* In debris

1. Sherds disc.

## REGISTER OF LOCI

221

## K72 IIA/B (abuts on K61 and K68)

Superstructure: Preserved only to W-N, ?  $\times$  0.47  $\times$  0.32–0.25 mShaft: NE–SW (IIA/5), rectangular with rounded ends, 1.30  $\times$  0.74  $\times$  1.12 m

Burial: — adult female

## Objects:

## a. NE of superstructure

1. Black-topped bowl, II-A2 18 cm 23131

## b. In shaft, probably displaced

2. C-Group jar, with pot mark, III-E/v 23123 pl. 63C, fig. 10

3. Sherds 23123 sherds

a. I-B/26ai, polychromy (IIB/12a) pl. 89B

b. Same as a pl. 89D

## K73 III

pl. 129B

Superstructure: None (III/1)

Shaft: NE–SW (III/6), rectangular with rounded ends, 1.50  $\times$  0.40  $\times$  0.70 m

Burial: N/R/4/d, head and hands disturbed mature female

## Objects:

## a. In shaft (pottery III/8)

1. Black-topped bowl, II-C1, in front of  
pelvis 21.4 cm 24832

2. Black-topped bowl, II-B1 6.1 cm 24274

3. Agate pebble samp.

4. Scarab, inscribed 23163 pl. 115K

5. Sandal, form I 23167

## K74 Pan Grave

fig. 43

Superstructure: None

Shaft: N–S (P/3), rectangular with rounded corners, 1.50  $\times$  0.45  $\times$  1.15 m; outer shaft,  
trapezoidal, 2.60  $\times$  1.55  $\times$  0.35 m; large flat stones laid over inner shaft (P/5)

Burial: — adult female

## Objects:

## a. Deposited on slabs

1. Pan Grave rectangular red bowl (P/14) 9 cm 23190 fig. 43

2. Inverted C-Group black-topped bowl,  
II-B1 23189 fig. 43

## b. In shaft, among bones

3. Beads 23159

a. Am. barrels (10.8  $\times$  7.2 mm) 2 pl. 116P,Rb. Am. ball (7.0  $\times$  6.3 mm) 1 pl. 116Tc. Gar. ball (6.8  $\times$  6.5 mm) 1d. Car. ball (9.4  $\times$  5.6 mm) 1

4. Silver ring, C3 23160 pl. 111K

## c. Unknown location

5. Ram's horn (P/15) n/1

6. Sherds of Pan Grave black-topped  
bowl (P/7) sherds pl. 93H7. Sherds of C-Group black-topped bowl,  
II-C2 sherds8. Sherds of black-topped bowl, crude,  
Pan Grave or C-Group sherds

9. Sherds of A-Group rippled red pottery sherds

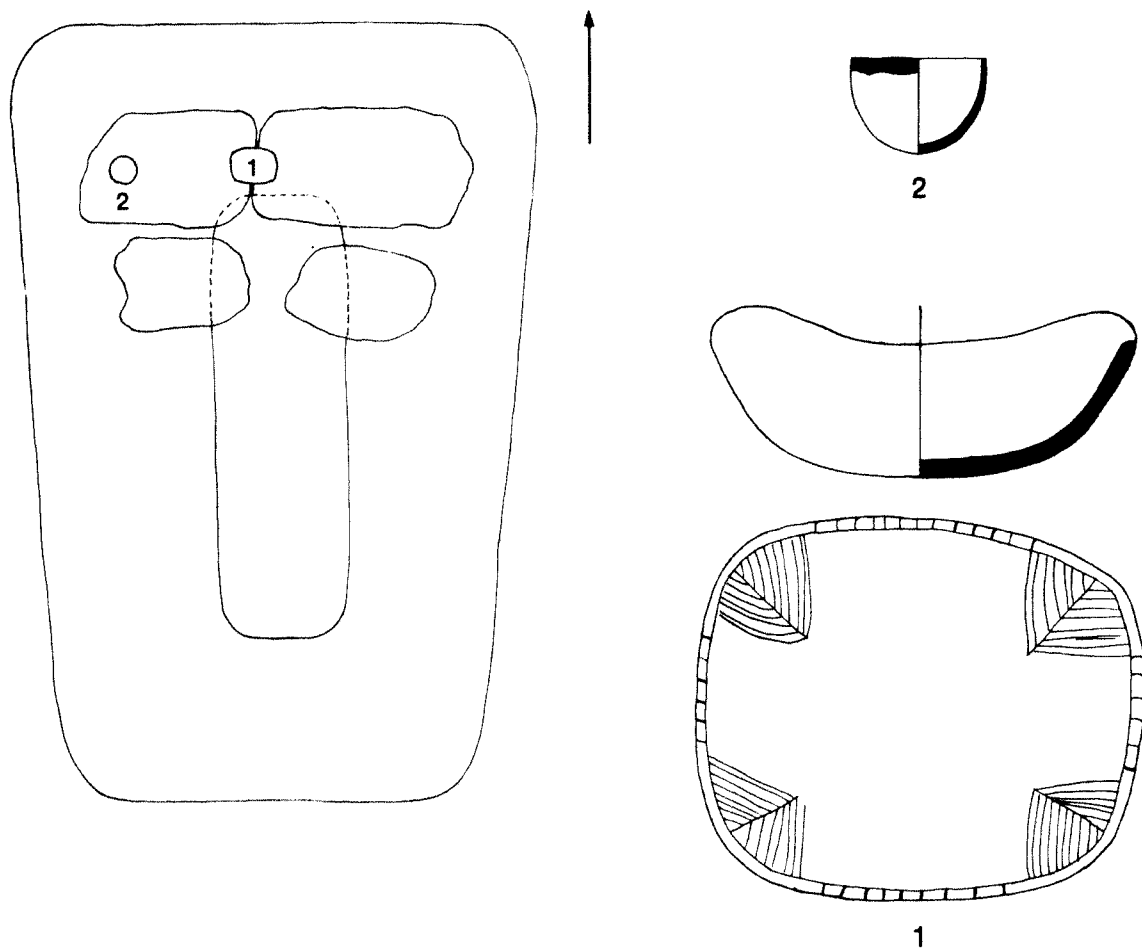


Figure 43. K74. No. 2: scale, 1:5; no. 1: scale, 2:5.

10. Sherds of Egyptian pot, VI-B  
11. Sherds of Egyptian pot, VI-B

n/a  
n/a

## K75 III

Superstructure: None (III/1)

Shaft: NE-SW (III/6), rectangular with rounded corners,  $2.40 \times 0.64 \times 0.90$  m

Burial: —

adult male

Objects:

a. In shaft (pottery III/8)

1. Beads, ost. egg., sizes 2-3
2. Silver ring, C3
3. 3 pieces of cord
4. Upright black-topped bowl, II-C2 (III/16), in bottom of shaft near NE corner

28

23150

23151

samp.

pl. III L

8 cm

23188

## REGISTER OF LOCI

223

## K76 IIA/B

Superstructure:  $2.06 \times 0.74 \times 0.20\text{--}0.30$  m (IB/1)Shaft: NE-SW (IIA/5), rectangular with rounded ends, positioned in N part of superstructure,  $1.58 \times 0.88 \times 1.44$  m

Burial: — mature

Objects:

## a. In shaft

- |                            |       |          |
|----------------------------|-------|----------|
| 1. Bone ring, B2           | 23148 | pl. 111M |
| 2. Beads, blk. gl., size 1 | 156   | 23149    |

## K77 IIA/B

Superstructure: Gap to SE, one to S, and one to SW, ca.  $1.60 \times 0.30 \times 0.30\text{--}0.40$  mShaft: NNE-SSW (IIA/5), rectangular with rounded ends,  $0.75\text{--}0.60 \times 0.30 \times 0.80$  m

Burial: — Body: —

Objects: —

## K78 IIA/B

Superstructure:  $2.20 \times 0.20 \times 0.30$  m (IB/1)

Shaft: NNE-SSW (IIA/5), rectangular with rounded corners, dimensions n/a

Burial: — Body: —

Objects:

## a. In shaft

- |   |       |          |
|---|-------|----------|
| 1. Hair ring, B2, mended in antiquity               | 23154 | pl. 109H |
| 2. Right lobe of hair ring, B1, mended in antiquity | 23155 | pl. 109G |
| 3. Shell, <i>Etheria</i> , slight trace of galena   | 23168 | pl. 113M |

## K79 IIA/B (cut by K67)

Superstructure: Preserved only to NE,  $? \times 0.19\text{--}0.46 \times ?$  mShaft: ENE-WSW (IIA/5), rectangular with rounded ends,  $0.82 \times 0.61 \times ?$  m

Burial: — infant, less than 2 years

Objects: —

## K80 III

Superstructure: None (III/1)

Shaft: ESE-WNW (III/5), rectangular,  $1.70 \times 0.60 \times 0.40$  m

Burial: — Body: —

Objects:

## a. In shaft, NW end (pottery III/8)

- |  |        |               |
|--|--------|---------------|
| 1. Scarab, garbled Dyn. XVII type inscription          | 23164  | pl. 115L      |
| 2. Scarab  | 23165  |               |
| 3. Scarab  | 23166  | pl. 115M      |
| 4. Incised and polished C-Group jar, III-F/iv (III/18) | B 831* | pls. 64D, 71D |

\* Cairo Museum, Journal d'entrée 89986

## K81 Locus not a burial, large irregular pit, ca. 0.40 m deep

Object:

- |   |       |          |
|---|-------|----------|
| 1. Shell, <i>Etheria</i> , possible remains of galena | 23169 | pl. 113N |
|---|-------|----------|

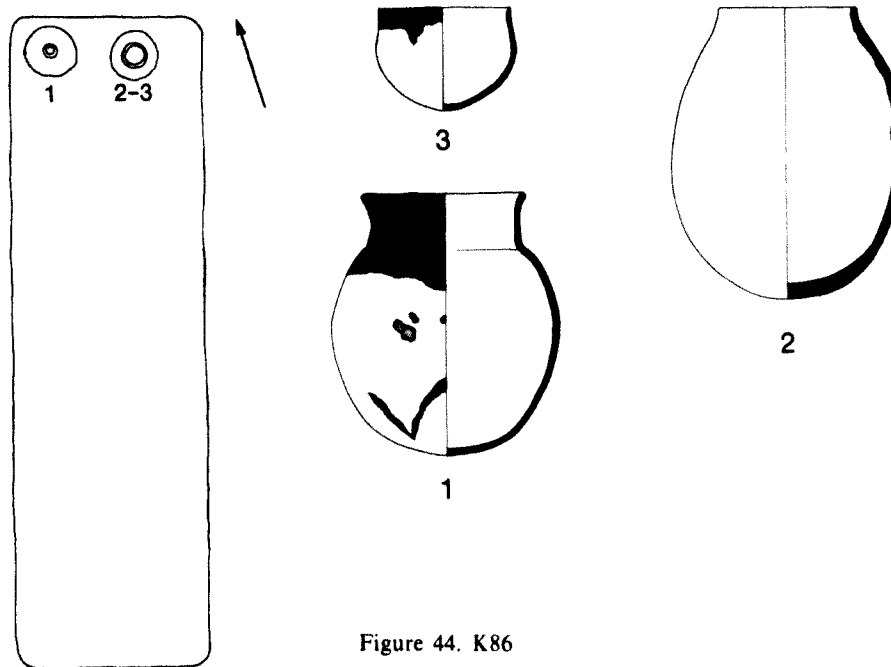


Figure 44. K86

**K82 Pan Grave deposit hole (P/6)**

pl. 131

**Objects:****a. In rows 0.35 m below surface**

1. 22 skulls of gazelles, painted

23196

a. 15 in row 0.50 m long

b. 3 in row after space of 0.26 m

c. 4 in row

**K83-85 Numbers not assigned****K86 III**

fig. 44

**Superstructure:** None (III/1)**Shaft:** NE-SW (III/6), rectangular, 2.20 × 0.65 × 0.80 m**Burial:** —

adult male

**Objects:****a. In shaft, NE end, undisturbed (III/8)**

1. Burnished red Kerma jar, with pot marks and black top

23134

pls. 61D, 69D,  
fig. 10

2. C-Group jar, III-D

23133

pls. 64A, 71A

3. Black-topped bowl, II-C1, found upright in mouth of no. 2

9.5 cm

23132

pls. 54B, 57B

**K87 Information n/a, III?****K88 Kerma**

fig. 45

**Superstructure:** Preserved only at SE corner of shaft (K/1)**Shaft:** NNE-SSW, rectangular with 4 circular depressions, 1 in each corner for "bed legs" (K/3,5), 2.00 × 0.80 × 1.50 m



## REGISTER OF LOCI

225

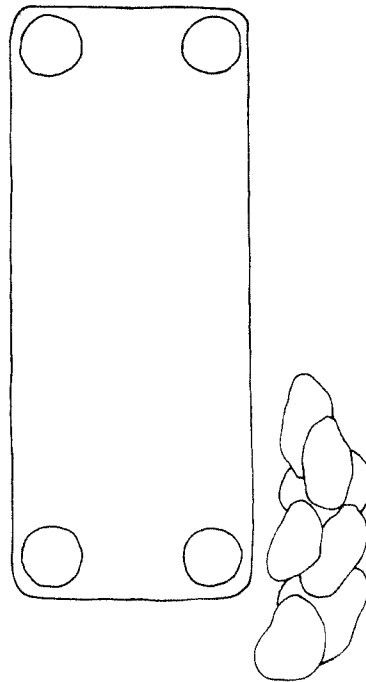


Figure 45. K88. For orientation see pl. 2.

Burial: —

Body: —

## Objects:

*a.* In shaft

1. "Sherds of burnished red jar"

2. Sherds of Egyptian jar, VI

3. Beads

a. Ost. egg., size 2

b. Ost. egg., size 3

c. Bl. gl., size 1

d. Bl. fa. ball (7.5 × 6.0 mm)

4

2

2

1

disc.

disc.

samp.

## K89 III or Pan Grave

Superstructure: None (*III/1*)Shaft: SE-NW (*III/5*), rectangular with rounded ends, 1.40 × 0.60 × 1.10 m

Burial: —

Body: —

## Objects:

*a.* In shaft

1. Beads

a. Ost. egg., size 2, irregularly shaped

b. Bl. gl., size 1

c. Blk. gl., size 1

16

5

1

23157

## K90 III or Pan Grave

Superstructure: None (*III/1*)Shaft: NE-SW (*III/6*), rectangular with rounded ends,  $1.00 \times 0.45 \times 0.75$  m

Burial: — juvenile female, ca. 12–13 years

Object:

*a.* In shaft

1. "1/2 of black-topped bowl,"

(*III/8* or plunderer's tool)

disc.

## K91 III or Pan Grave

Superstructure: None (*III/1*)Shaft: SE-NW (*III/5*), rectangular with rounded ends,  $1.30 \times 0.60 \times 1.20$  m

Burial: — Body: —

Objects:

*a.* In shaft

1. "Sherds of black-topped pot"

disc.

2. Sherds of C-Group jar, III-E

sherds

3. Beads, ost. egg., size 2

13

samp.

## K92 Pan Grave

Superstructure: None

Shaft: SSE-NNW, rectangular with rounded corners, bulge at SW side likely due to redug shaft,

 $1.40 \times 0.80 \times 1.00$ – $1.10$  m

Burial: — present

Objects:

*a.* In shaft

1. Sherds of Pan Grave black-topped
- 
- bowls (
- P/7γ*
- )

sherds pl. 931

2. Sherds of C-Group black-topped
- 
- bowl, II

sherds

3. Sherds of C-Group jar, III

sherds

4. Fragments of 2 gazelle skulls with
- 
- painted dots (
- P/15*
- )

23197

## K93 Pan Grave

Superstructure: None

Shaft: Circular (*P/1*),  $1.15$  (N-S)  $\times$   $1.36$  (E-W)  $\times$   $0.95$  m

Burial: — Body: —

Objects:

*a.* In shaft

1. Beads found with and on leather

23170

- a.*
- Ost. egg., sizes 2–3

ca. 900

- b.*
- Bl. fa., size 1

1

- c.*
- Car., size 1

1

- d.*
- Bone, outsize

11

2. Pierced, shell wristlet plaques (
- P/16*
- )

23170 pl. 115H

3. Fragment of shell,
- Etheria*
- ?

23170

K94 A. Pan Grave; B. III (*B* cuts *A*)Superstructures: None (*III/1*)Shafts: A. Circular,  $0.80 \times 1.20 \times ?$  m (*P/1*)B. SE-NW (*III/5*), rectangular,  $1.60 \times 0.60 \times 1.05$  m

## REGISTER OF LOCI

227

Burials: A. —

Bodies: A. —

B. —

B. Adult female

Objects:

*a.* In shaft *B*, NW end (*III/8*)

1. Upright black-topped bowl, II-C1

(*III/16*)

18.5 cm

23193

pls. 54D, 57F

2. Inverted black-topped bowl, II-C1

(*III/16*)

12.5 cm

23192

pls. 54C, 57C

3. Inverted "black-topped bowl, in  
sherds," nested in no. 2

disc.

4. Upright Egyptian jar, V-B, worn, rim  
ground down, reused, remains of bur-  
nished red coat

23191

pls. 74D, 80D

*b.* In debris

5. Scarab

23161

6. Leather with ost. egg. beads, size 2,  
sewn on

23171

7. Beads

23171

*a.* Ost. egg., sizes 2-3

ca. 2,990

*b.* Bl. to gn. gl., size 1

35

*c.* Car., am., bl. gl. balls (car., 5.9 ×  
5.5 mm; am., 6.5 × 6.0 mm; bl.  
glass, 5.8 × 4.8)\*

1 each

8. Pierced, shell wristlet plaques (applies  
to shaft *A*) (*P/16*)

8

23171

\* Gl. ball is post-N.K. or later; dropped by plunderer?

## K95 Pan Grave

Superstructure: None

Shaft: Circular (*P/1*), 1.38 (NW-SE) × 1.40 (NW-SW) × 0.80 m

Burial: —

Body: —

Objects:

*a.* In shaft

1. Beads

23911

*a.* Ost. egg., sizes 2-3

ca. 975

*b.* Gn. gl., size 1

20

*c.* Bl. gl. balls, small (4 × 3.5 mm)

9

*d.* Car. balls, small

1

*e.* Bl. gl., drop shaped

2

2. Pierced, shell wristlet plaques (*P/16*)

64

23911

## K96 Pan Grave

Superstructure: None

Shaft: NE-SW (*P/3*), rectangular with rounded ends, 2.20 × 0.78 × 1.10 m

Burial: —

Body: —

Objects:

*a.* In shaft

1. Beads

samp.

*a.* Bl. gl.-fa., size 1

4

*b.* Bl. fa., size 3

1

*c.* Ost. egg., size 2

35

2. Bovine and gazelle horns in debris,  
short horns painted with red and black  
dots, also longer twisted horns (*P/15*) disc.
3. Sherds, "black-topped or discolored  
red," III-F disc. and sherds

**K97 Pan Grave**Superstructure: Few stones to E and SE of shaft (*P/1*)Shaft: Roughly circular (*P/1*), 1.42 (N-S) × 1.30 (E-W) × 0.86 (in sand and gravel) m

Burial: — Body: —

Objects:

*a.* In shaft

1. Beads n/a
2. "Black-topped sherds" disc.

**K98 Pan Grave**Superstructure: Preserved only to NW and S-SW, 2.38 × 0.15 × 0.20–0.34 m (*P/1*)Shaft: Roughly circular, 1.20 (NW-SE) × 1.16 (NE-SW) × 0.95 m (*P/1*)

Burial: — Body: —

Objects:

*a.* In shaft

1. Beads 23906
  - a. Ost. egg., sizes 2–3 ca. 425
  - b. Bl. fa. ball (4.0 × 3.5 mm) 1
2. Pierced, shell wristlet plaques (*P/16*) 18 23906
3. Small spiral snail shells (*P/17*) 16 23906
4. *Nerita albicilla* 1 23906
5. Sherds (as described in burial record  
sheet) disc.
  - a. "Black-topped"
  - b. "Rough, red ribbed" (*P/13*)
  - c. "Buff"

**K99 Pan Grave**Superstructure: Preserved only to N and S, gap to E and one to W (*P/3*), lowShaft: "Double, roughly circular" (*P/1*); outer, 1.90 m in diameter; inner, 1.20 × 0.75 mBurials: 2 individuals present A. Adult male  
B. Juvenile (*K/4?*)\*

Objects:

*a.* In shaft

1. Beads 23907
  - a. Bl. to gn. gl., size 1 2
  - b. Ost. egg., sizes 2–3 ca. 340
2. Pierced, shell wristlet plaques (*P/16*) 6 23907
3. Sherds
  - a. "Reddish" disc.
  - b. Pan Grave black-topped (*P/10* var.) sherd pl. 93J
  - c. Pan Grave incised black (*P/7γ*) sherd pl. 93M
4. Gazelle horns, some painted (*P/15*) disc.
5. Sherd "used as tool" disc.

\* Sacrifice burials are otherwise (to 1967) unknown in the Pan Graves of Nubia; if others are found this could be a real possibility.

## REGISTER OF LOCI

229

## K100 Pan Grave

Superstructure: 3 stones to E of shaft (*P/1*)Shaft: Roughly circular (*P/1*), 1.35 (N-S) × 1.40 (E-W) × 0.78 m

Burial: — adult male

Objects:

*a.* In shaft

- |   |         |       |         |
|---|---------|-------|---------|
| 1. Beads, ost. egg., size 3                                 | ca. 620 | 23910 |         |
| 2. Galena with hole bored in it                             |         | samp. |         |
| 3. Pan Grave, incised black-topped sherd<br>( <i>P/8a</i> ) |         | sherd | pl. 93K |

## K101 Pan Grave

Superstructures: None

Shafts: 2 irregular pits, separate graves joined or crossed

*A.* 1.00 (NNE-SSW) × 0.58 (WNW-ESE) (present dimension) × 0.30 m*B.* 1.00 (NNE-SSW) × 0.87 (WNW-ESE) × 0.50 m(both *P/1*)

Burial: — Body: —

Objects:

*a.* In shafts

- |                             |   |       |  |
|-----------------------------|---|-------|--|
| 1. Beads, ost. egg., size 2 | 4 | samp. |  |
| 2. Sherds                   |   | disc. |  |

## K102 Pan Grave

Superstructure: None

Shaft: SE-NW, oval, dimensions n/a

Burial: — Body: —

Object:

*a.* In shaft

- |   |       |         |
|---|-------|---------|
| 1. Sherd of Pan Grave bowl ( <i>P/7β</i> ), from<br>original deposit? | sherd | pl. 93L |
|---|-------|---------|

## Cemetery K, surface

Objects:

*a.* Location in cemetery unknown

- |   |        |          |
|---|--------|----------|
| 1. Sherds of Pan Grave incised bowl<br>( <i>P/10</i> )                        | sherds | pl. 93C  |
| 2. Sherds of Pan Grave black-topped<br>bowl ( <i>P/7</i> var.)                | sherds | pl. 93G  |
| 3. Fragment of clay figurine  | samp.  | pl. 102D |
| 4. Beads  | samp.  |          |
| <i>a.</i> String 1: 8 (+ x) car. + 3 di. + 3(+ x)<br>car., size 1             |        |          |
| <i>b.</i> String 2: 8 (+ x) car. + 3 di. + 9(+ x)<br>car., size 1             |        |          |
| <i>c.</i> Fa. balls with flattened ends (end to<br>end, 0.8 cm; dia., 0.9 cm) | 2      | pl. 116U |
| <i>d.</i> Car., size 1  | 9      |          |
| <i>e.</i> Bl. to gn. gl./fa., size 1  | 20     |          |
| <i>f.</i> Dk. fa., size 1   | 3      |          |

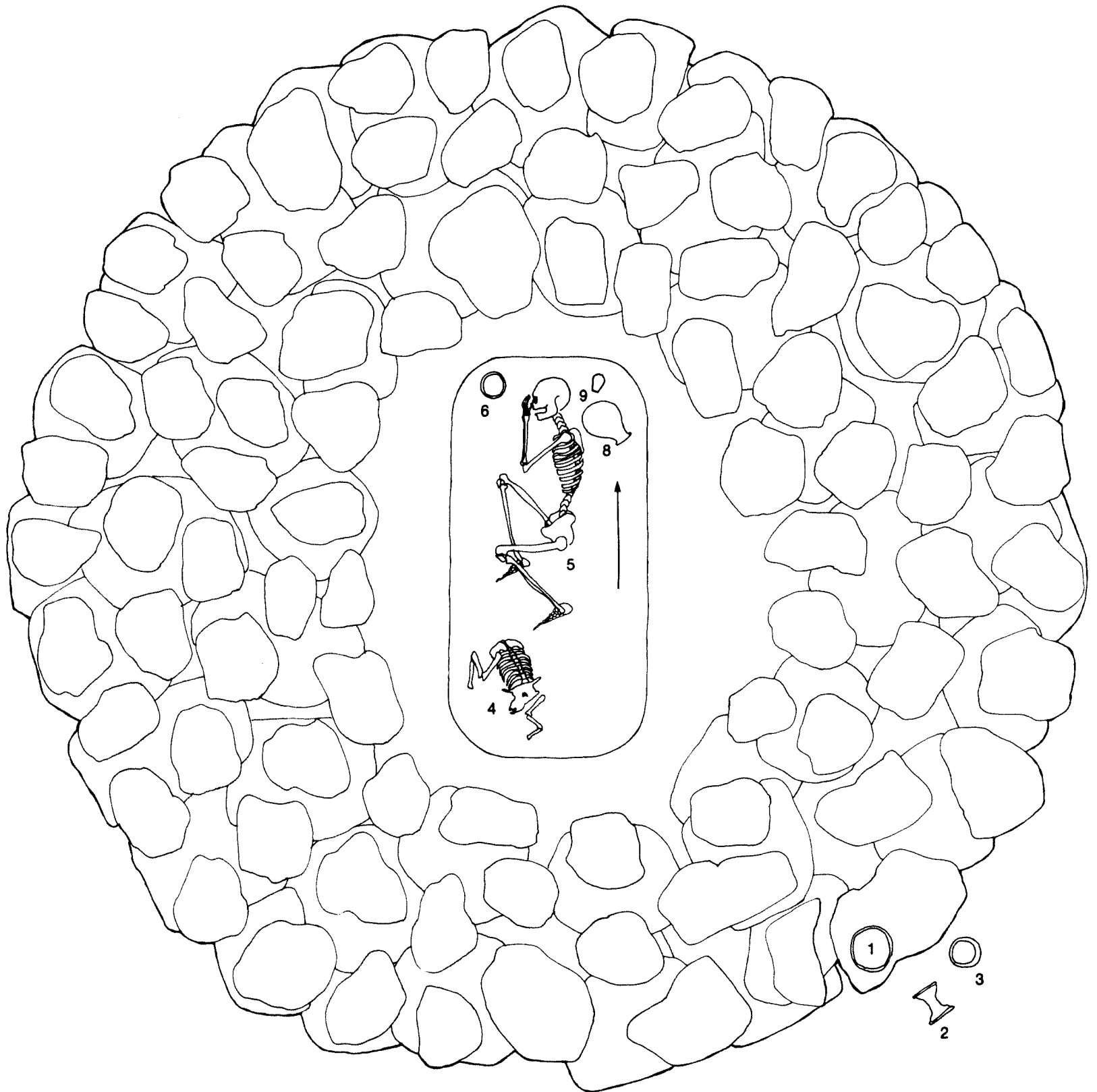


Figure 46. U1

## REGISTER OF LOCI

231

U1 E. III

fig. 46

Superstructure: Wide belt of loosely set stones (*III/2*), ca. 5.40 (N-S)–5.10 (E-W)  $\times$  0.45  $\times$  ? m  
 Shaft: N-S (*III/6*), rectangular with rounded corners, heavy slabs (*P/5*) 10–15 cm above body,  
 2.00  $\times$  0.98  $\times$  1.30 m

Burial: N/R/6/e

mature male

Objects:

a. SE of superstructure and partly on top of it

1. Incised bowl, I-B/28b (*III/10-11* or *P/13*)

21504

pls. 18H, 49C

2. Egyptian potstand, VII

21502

pls. 79C, 84C

3. "Black-topped bowl"

disc.

b. In shaft, with burial (pottery *III/8*)4. "Small-horned sheep" at foot of body (*K/14*)

disc.

5. Beads, some in lozenge-shaped pattern, from leather garment, at hips

21512

a. Ost. egg., size 1

ca. 1,550

b. Gn. gl., size 1

ca. 750

6. Black-topped bowl, II-B2, W of head

21554

fig. 46

7. Fragment of globular alabaster jar

21446

8. C-Group jar, III-C1, E of head

21459

pls. 58K, 67I

9. Alabaster jar, E of head

21465

pl. 119C

10. Large "alabaster" ball bead, from neck area

21512

U2 E. III (cut by U3 and U4)

fig. 47

Superstructure: Loosely constructed and narrow at head and foot of shaft (*III/2*), 5.70–5.80  $\times$   
 0.40–0.60  $\times$  2.90 (to W)–1.40 (to E)

Shaft: N-S (*III/6*), rectangular with rounded corners, 1.50  $\times$  0.92  $\times$  0.75 mBurial: N/R/5/b (left), c (right), head turned  
as if disturbed

young adult female

Objects:

a. S of superstructure

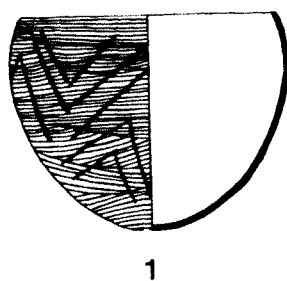
1. Incised bowl, I-B/26a<sub>iii</sub> (*IIB/12γ*)

21499

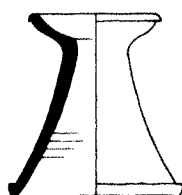
pls. 18A, 50A

2. Egyptian jar with ostrich pot mark, VI-F

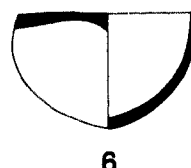
sherd

pls. 79D, 84D,  
fig. 10

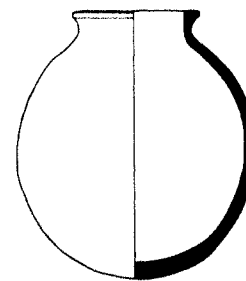
1



2



6



8

Figure 46. Continued

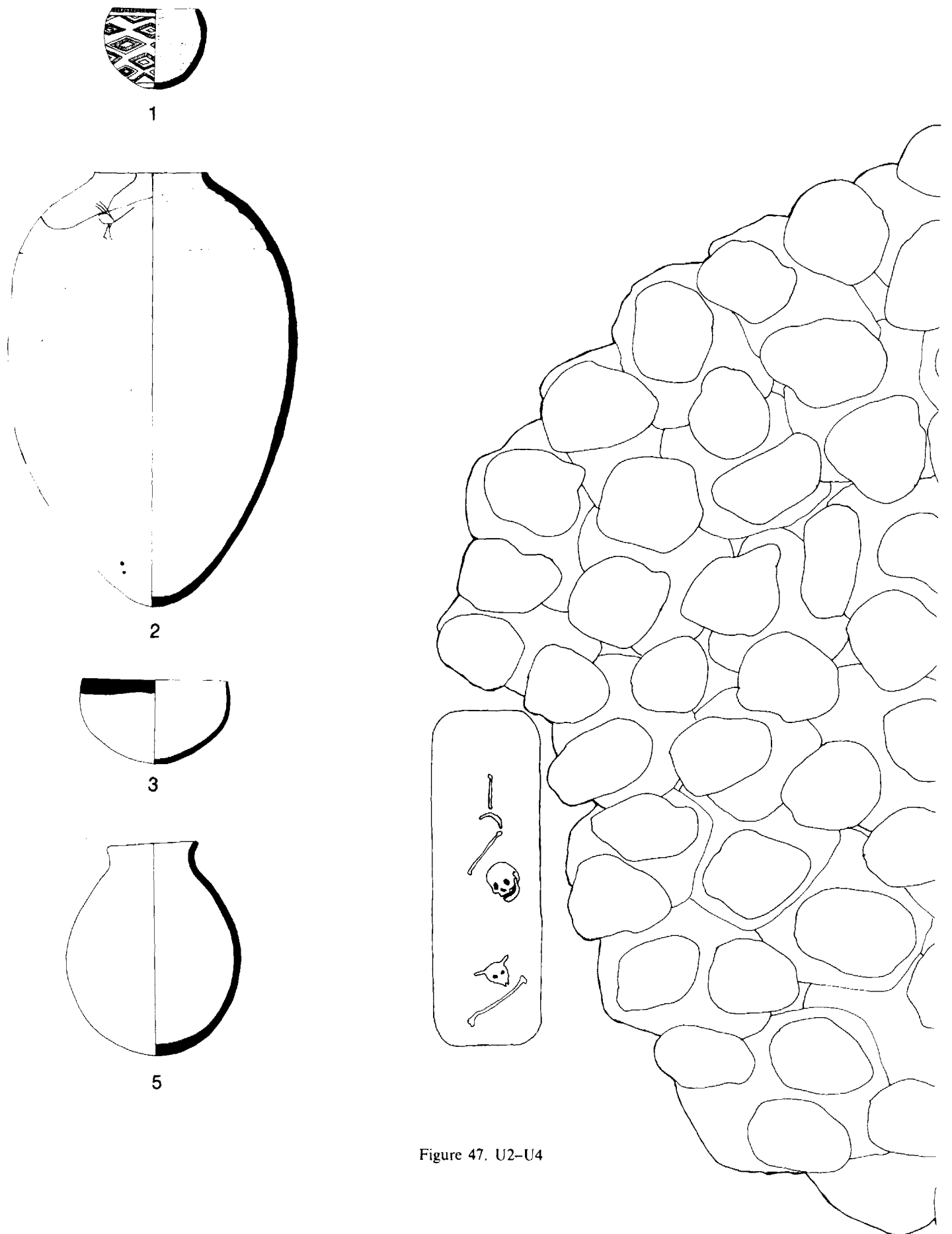
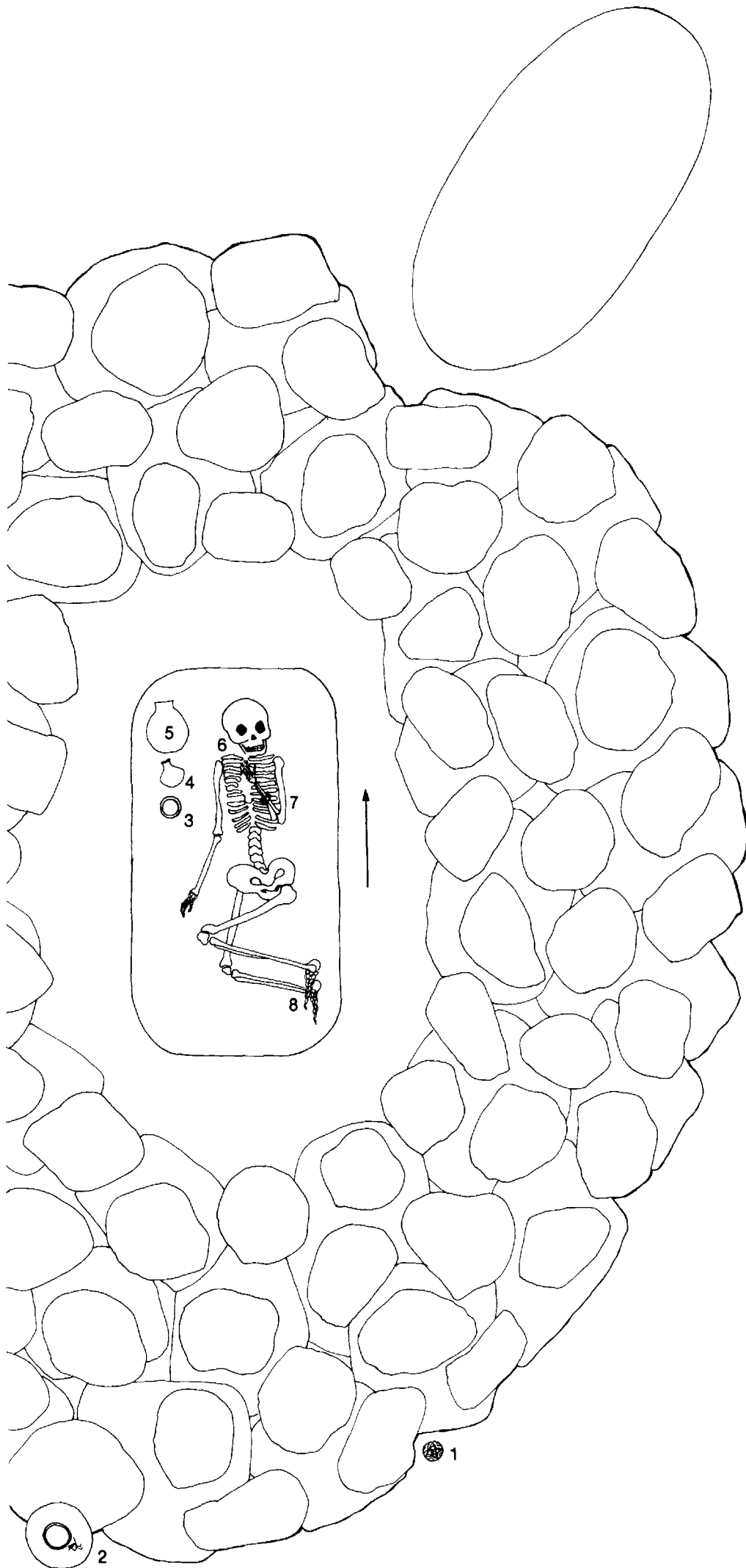


Figure 47. U2-U4





- b.* In shaft, W of head (*III/8*)
3. Black-topped bowl, II-B2 21494 fig. 47
4. Small, necked C-group jar, III disc.
5. C-Group jar, III-E 21495 pls. 63B, 70B
- c.* On body
6. Necklace of thin Ag rings ( $5.6 \times 0.4$  mm) 556 21515
7. 2 heavy Au wire bracelets, C from left arm 21517 pls. 110B, 1121
8. Anklet of beads 21519
- a. Ost. egg., size 1 161
- b. Bl. fa., tubular (uncertain dia.) 1
- d.* In shaft, in fill
9. Beads 21515
- a. Ag rings (see no. 6;  $4.6 \times 0.4-0.5$  mm)\* 50-60
- b. Ost. egg., size 1 183
- c. Bl. gl., size 1 85
- d. Ost. egg., size 3 1
- \* Solid rings of exceptional quality.
- U3 E. III (cuts U2)
- Superstructure: None (*III/1*)
- Shaft: NNE-SSW (*III/6*); sketches show oval; burial record sheet shows rectangular with rounded corners;  $1.84 \times 0.90 \times 1.00$  m
- Burial: — mature male
- Objects:
- a.* In shaft
1. "Small-horned sheep" (*K/14*), in S end of shaft disc.
2. Shell, *Etheria*, with slight traces of galena 21540 pl. 113K
3. 2 rings of sheet Au, Cu 21538 pl. 1111
4. Beads 21539
- a. Ost. egg., size 1, with stringing ca. 570 pl. 117D
- b. Thin Au rings ( $4.5 \times 0.2$  mm)\* 16 pl. 116V
- \*Solid rings of exceptional quality and thinness.
- U4 E. III (cuts U2)
- Superstructure: None (*III/1*)
- Shaft: N-S (*III/6*), rectangular with rounded corners,  $1.65 \times 0.55 \times 0.87$  m
- Burial: — senile male
- Objects:
- a.* In shaft
1. Skull of "sheep" (*K/14*) disc.
2. Beads 21533
- a. Bl. gl., size 1 182
- b. Ost. egg., size 1 62
- J1 IA? fig. 48
- Superstructure:  $1.40 \times$  at least  $0.90 \times$  up to  $0.30$  m (*IA/1?*)
- Shaft: "Large irregular pit," circular?
- Burial: — Body: —
- Objects: —

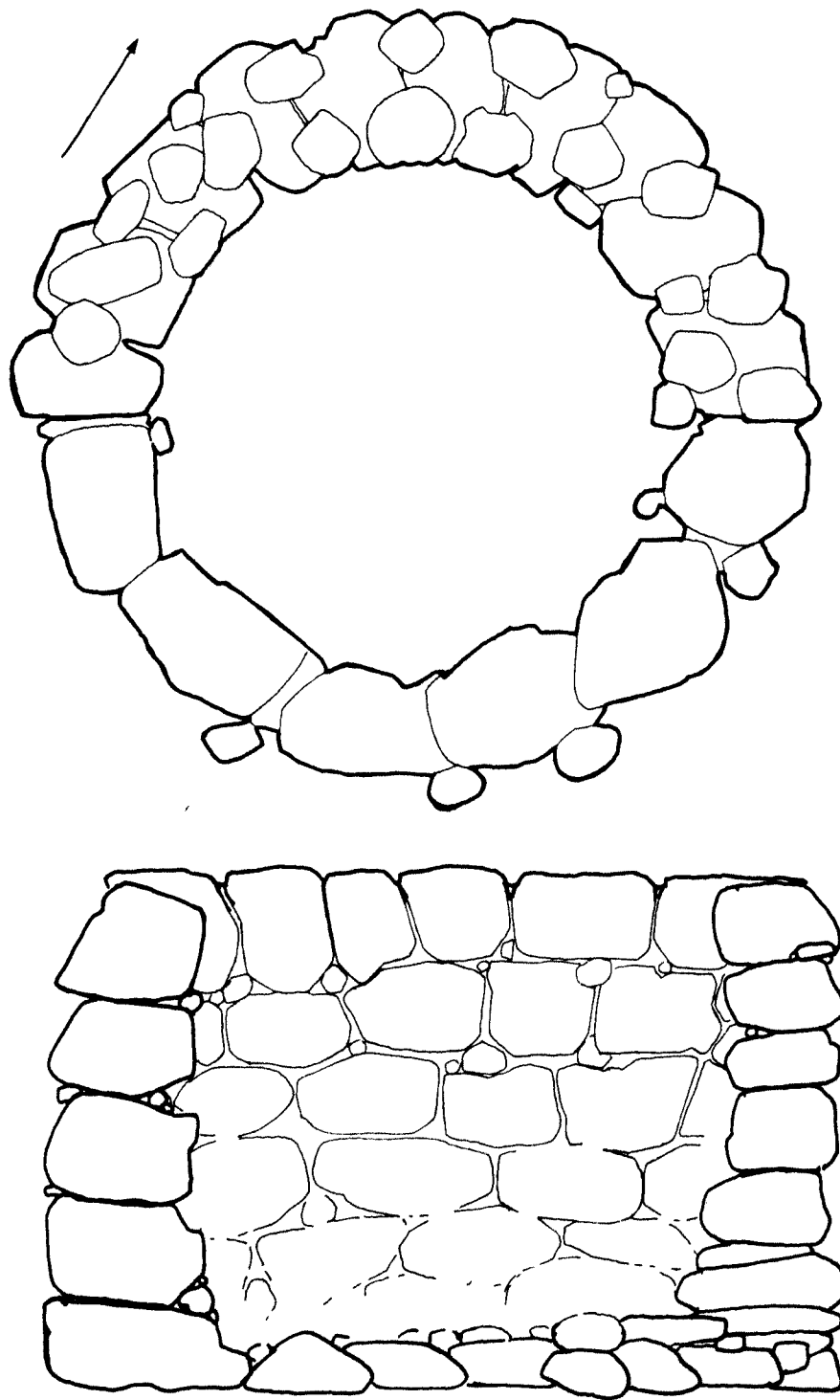


Figure 48. J1

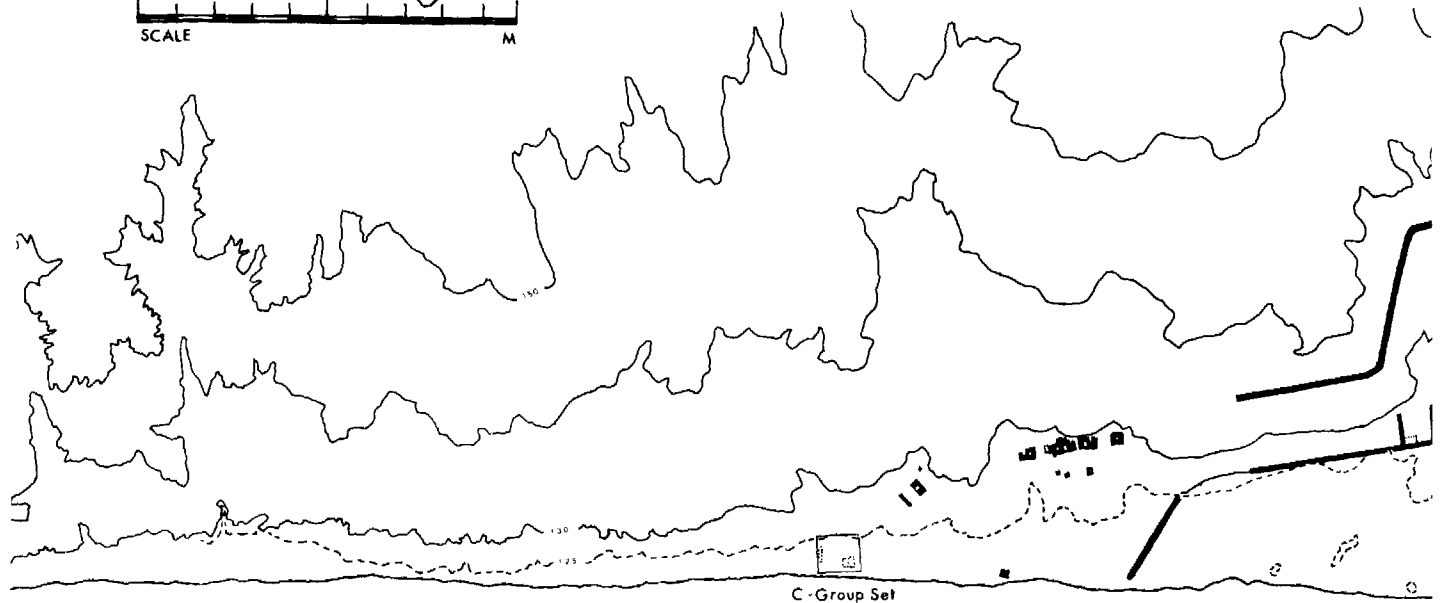
## ORIENTAL INSTITUTE NUBIAN EXPEDITION

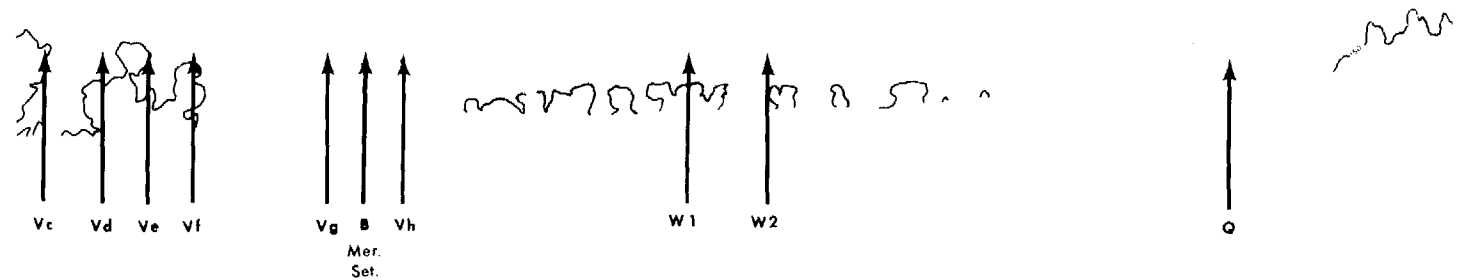
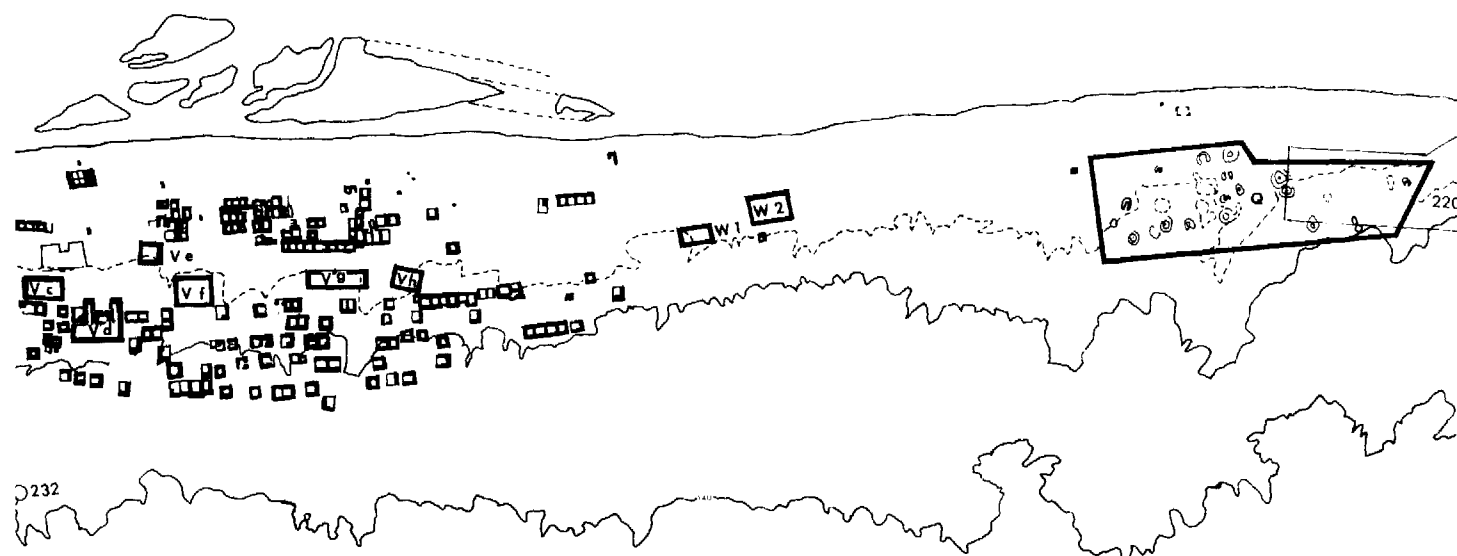
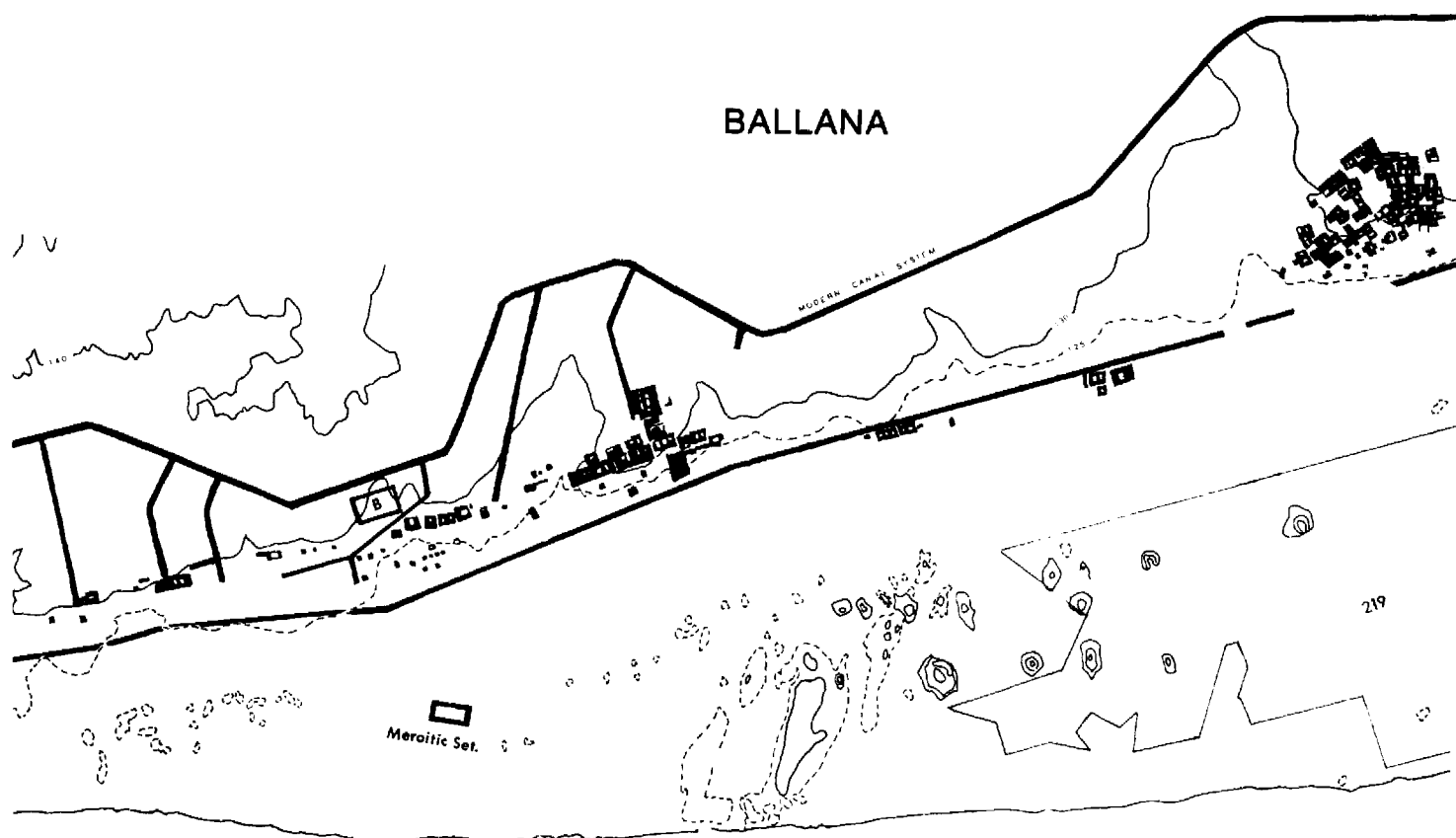
CEMETERIES  
SITES

## OTHER EXCAVATIONS OR SURVEYS


CEMETERIES  
SITES

River North



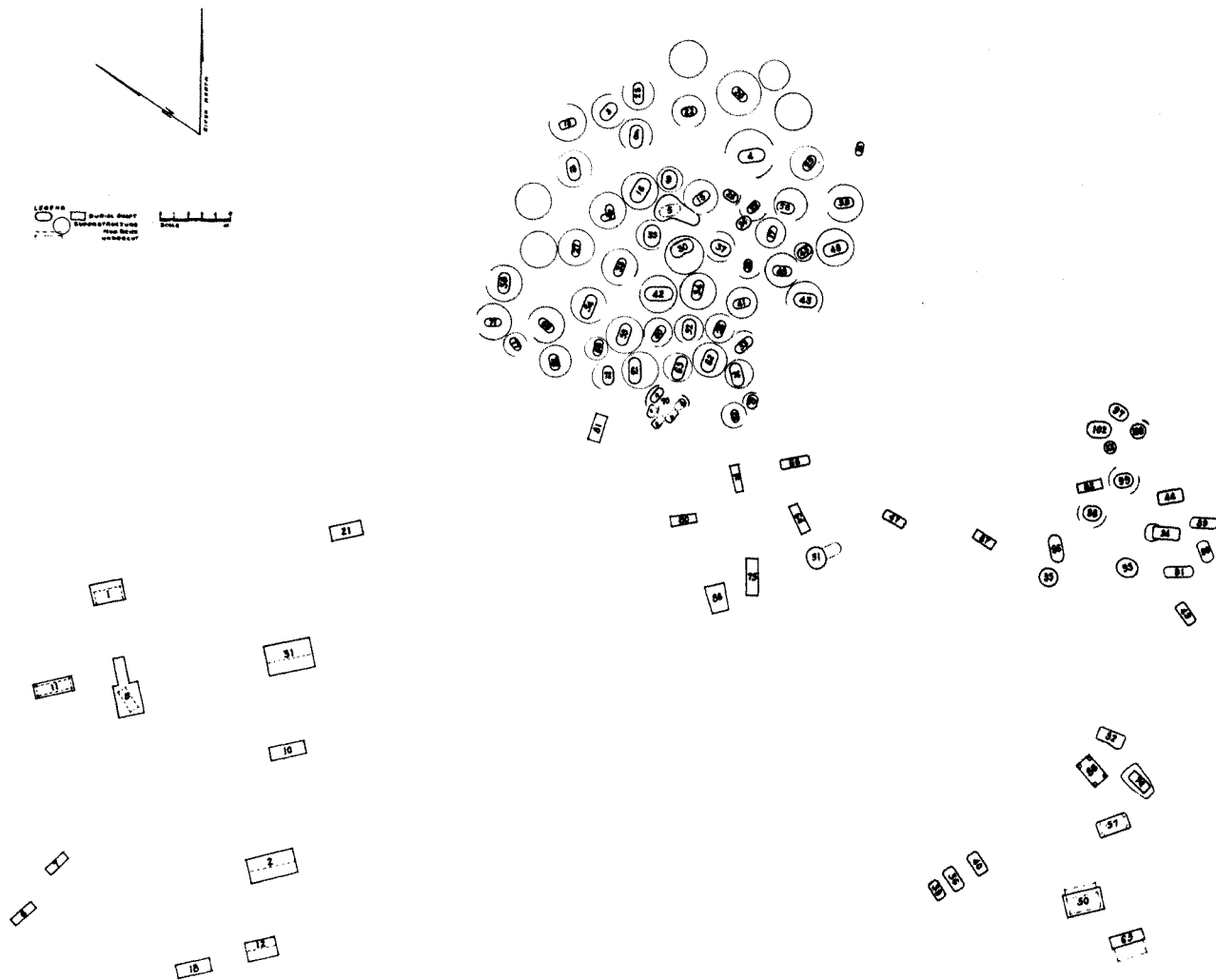


## PLATE 2



Cemetery T at Adindan. This plan is a stylized presentation (e.g., true circular superstructures) of the evidence. When judging the intersections between tombs, consult the remarks in the Register of Tombs, which are based on photographic evidence and the tomb records. For example, it appears here that T4 overlies T138 and is separate from T5 and T6. Actually, T4 is crossed by T138 and is cut by T5 and T6.


## PLATE 3



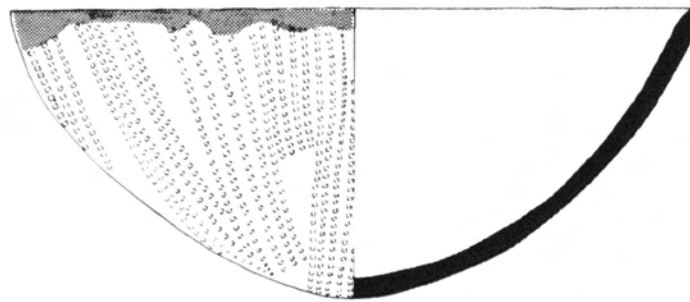
Cemetery K at Adindan. This plan is a stylized presentation (e.g., true circular superstructures) of the evidence. When judging the intersections between tombs, consult the remarks in the Register of Tombs, which are based on photographic evidence and the tomb records.

## PLATE 4

Scale 2:5



A



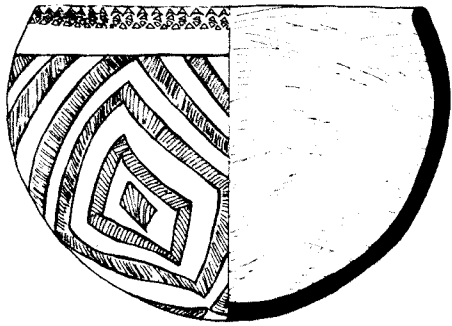
B

Phase IA pottery from Cemetery T. (A) T101:5, I-A/25e (was not found complete but has been restored; due to the incompleteness of the original, the wiped texture of the interior is not shown in the drawing); (B) T277:2, II-A/1 (exterior below the black rim is red). (See ch. 2, n. 23).

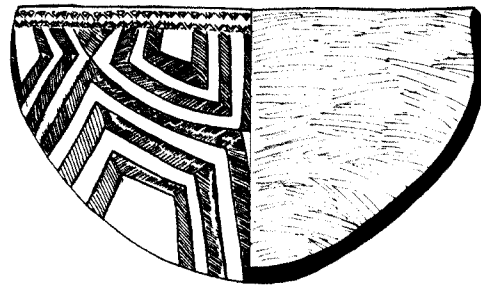


## PLATE 5

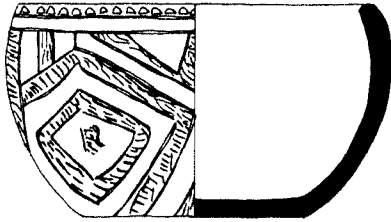
Scale 2:5



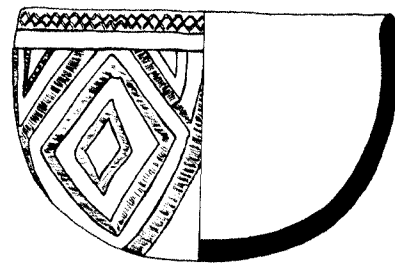
A



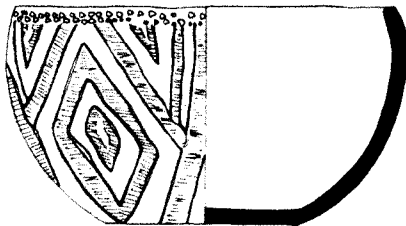
B




C



D



E

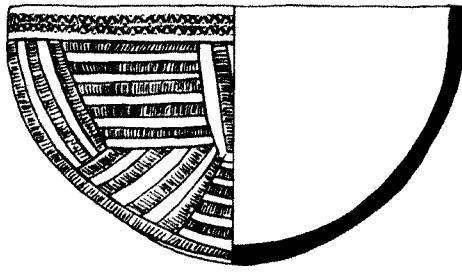


F

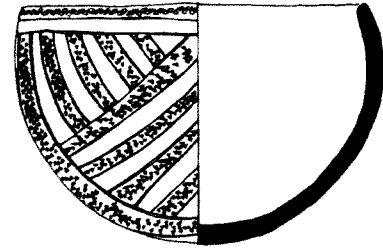
Incised bowls with phase IB decoration: concentric rectangles. (A) T171:1, I-B/1ci; (B) T294:2, I-B/1ci; (C) T230:3, I-C/1cii; (D) T119:1, I-B/1ciii; (E) T211:3, I-C/1ciii; (F) K29:1, I-B/1ciii. (B) is red with a black top. (D) is dark brown in open areas. All others are grey to black. (See ch. 2, n. 23.)

## PLATE 6

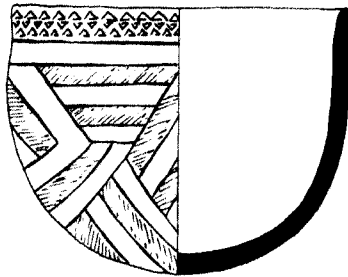
Scale 2:5



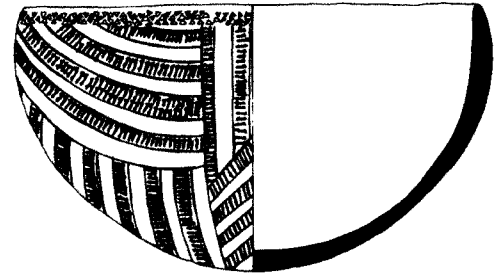
A



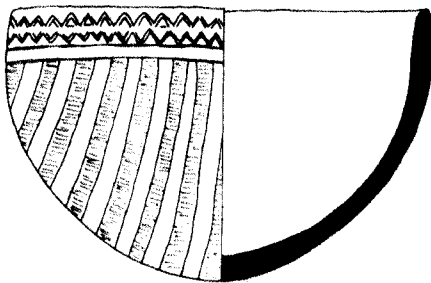
B



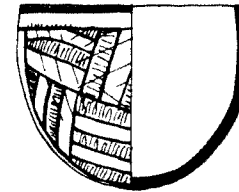
C



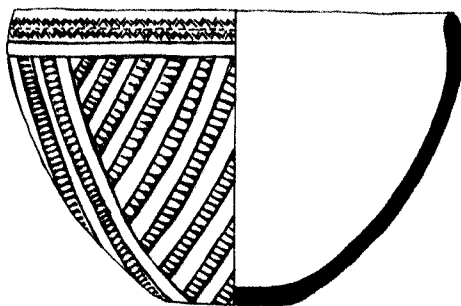
D



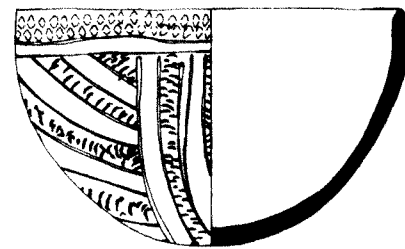
E



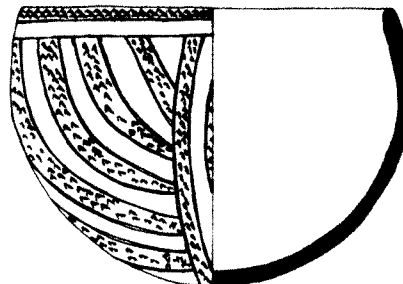
F



G



H

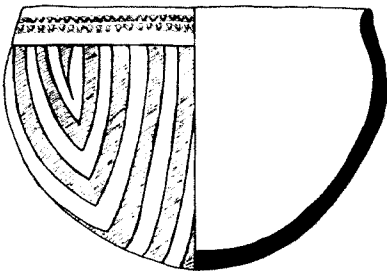


I

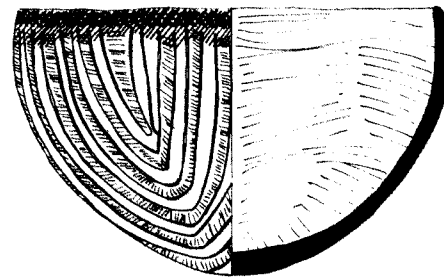
Incised bowls with phase IB decoration: *Flechtmuster*, *Flechtmuster* in quadrants, and quadrants alternated as though woven. (A) T227:3, I-B/2b; (B) T50:2, I-B/2b; (C) T6:1, I-B/2b; (D) T164:2, I-B/2b; (E) T4A:1, I-B/2c; (F) T4A:2, I-B/2c; (G) T216:6, I-B/2c; (H) T259:1, I-B/3b; (I) T92:1, I-B/2c. (D) is brown in open areas. All others are grey to black. (See ch. 2, n. 23.)

## PLATE 7

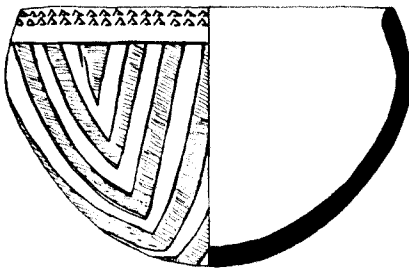
Scale 2:5



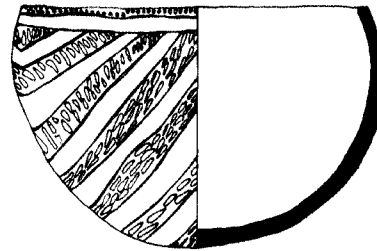
A



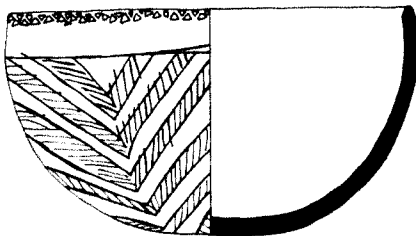
B




C




D



E



F

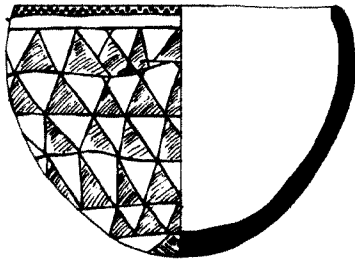


G

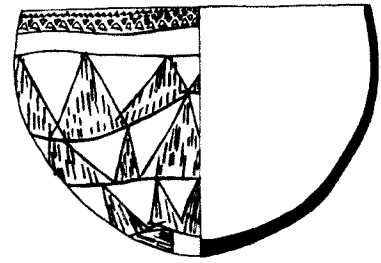
Incised bowls with phase IB decoration: chevrons and serpents. (A) T105:1, I-B/8b; (B) T103:2, I-B/8b; (C) T131:2, I-B/8b; (D) T153C:4, I-B/8b; (E) T181:2, I-B/8b; (F) T168:3, I-B/6cii; (G) T111:3, I-B/6cii. (B) is tan to brown, with black top and interior. All others are grey to black. (See ch. 2, n. 23.)

## PLATE 8


Scale 2:5



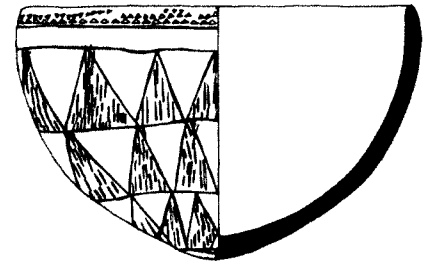
A




B



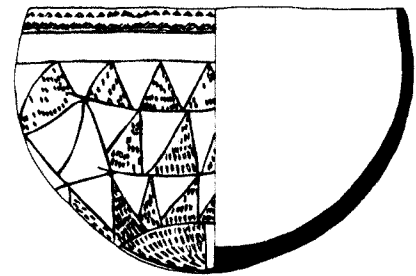
C



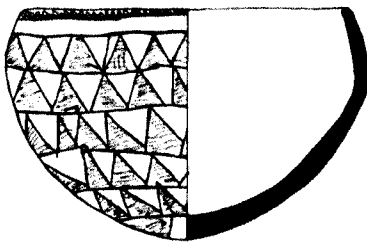
D



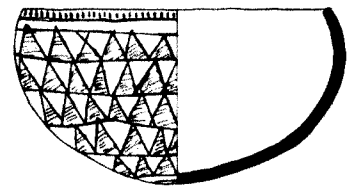
E



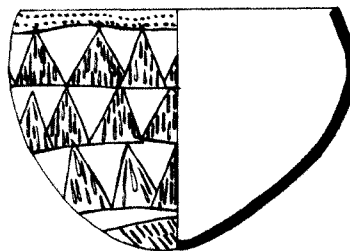
F



G



H

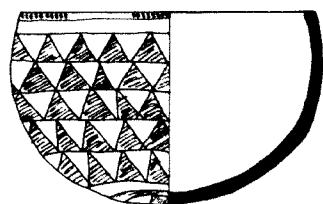


I

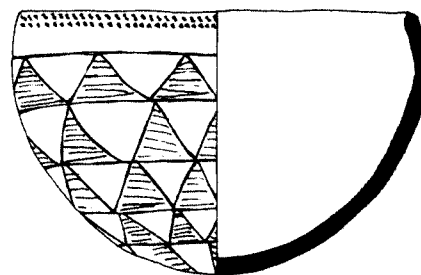
Incised bowls with phase IIA decoration: triangles with apex at top. (A) T7:2, I-B/9a; (B) T38:2, I-B/9a; (C) SE of T38:1, I-C/9a; (D) T39:2, I-B/9a; (E) T78:2, I-B/9a; (F) T83:1, I-B/9a; (G) T88:1, I-B/9a; (H) T93:1, I-B/9a; (I) T94:3, I-B/9a. (D), (E), and (G) are dark brown to black. All others are black. (See ch. 2, n. 23.)

## PLATE 9


Scale 2:5



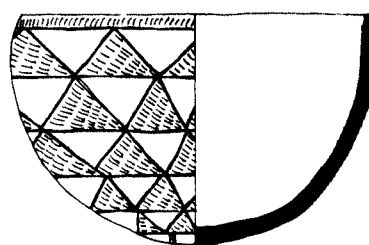
A



B



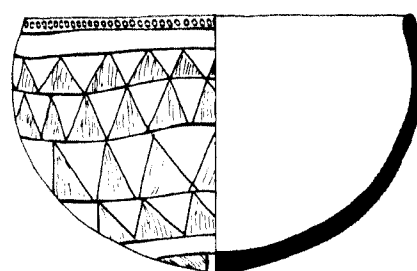
C




D



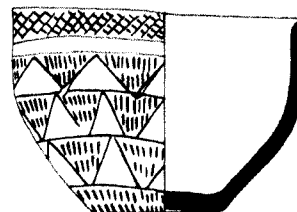
E




F



G



H

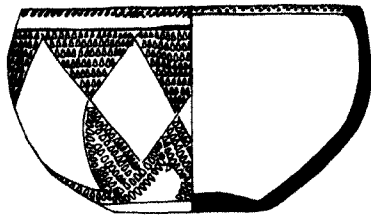


I


Incised bowls with phase IIA decoration: triangles with apex at top and with apex at bottom. (A) T106:3, I-B/9a; (B) T116:1, I-B/9a; (C) T138:6, I-B/9a; (D) T140A:2, I-B/9a; (E) K33:4, I-B/9a; (F) K41:2, I-B/9a; (G) T34:1, I-B/9b; (H) T63:1, I-D/9b; (I) K53:2, I-D/9b. (E) is mottled red-brown and grey. (G) is brown to grey. (H) has tan to brown exterior with black interior. (I) is dark brown to grey. (See ch. 2, n. 23.)

# PLATE 10


Scale 2:5



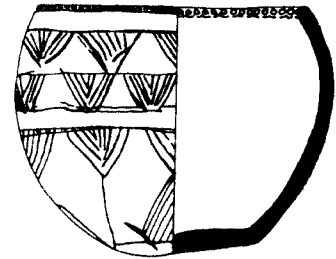
A



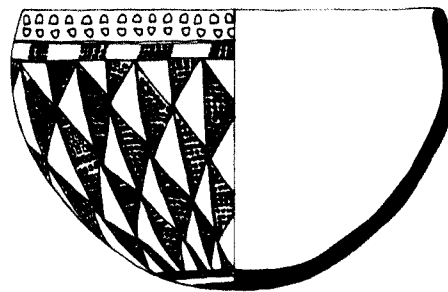
B



C



D

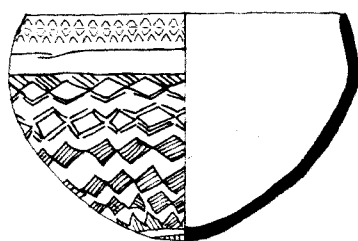


E

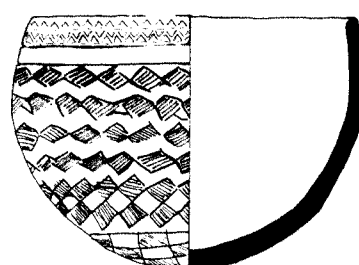
Incised bowls with phase IIA decoration: triangles in various positions and combinations.  
 (A) K27:1, I-D/9e; (B) T68:2, I-B/9e; (C) K16:2, I-B/9f; (D) K52:1, I-B/9f; (E) T227:5, I-B/9g.

## PLATE 11


Scale 2:5



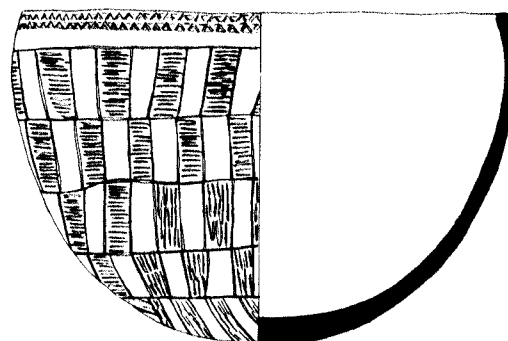
A




B



C



D

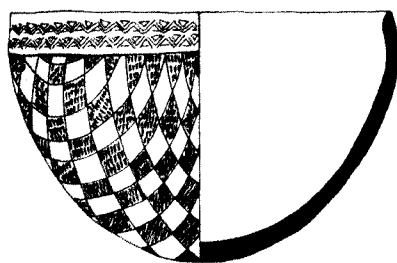


E

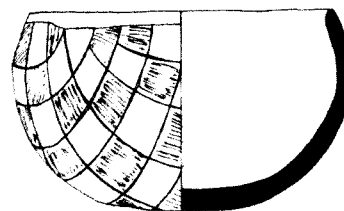
Incised bowls with phase IIA decoration: running lozenges and checkers in horizontal lines.  
 (A) T84:1, 1-B/10; (B) T90:1, 1-B/10; (C) T212:1, 1-B/10; (D) T134:2, 1-B/13b; (E) T235:2, 1-C/13a.  
 (E) is tan to brown and grey. (See ch. 2, n. 23.)

## PLATE 12

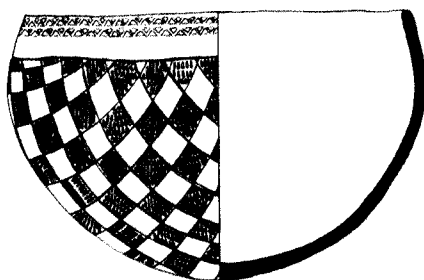
Scale 2:5



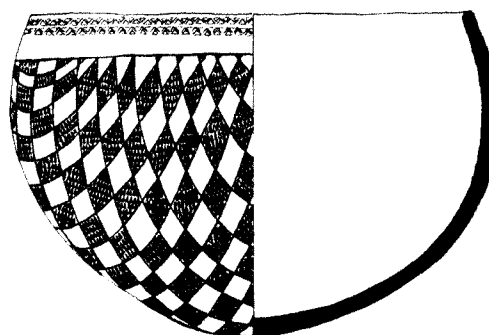
A



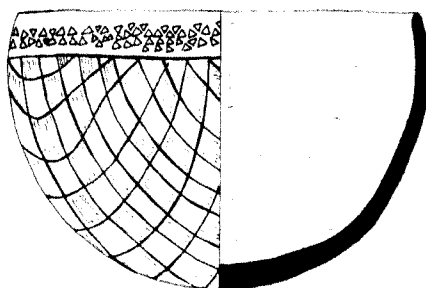
B



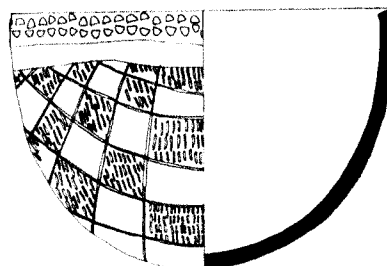
C



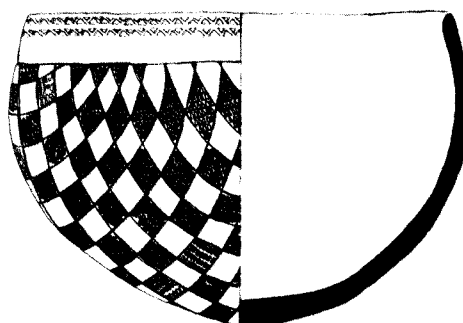
D



E



F




G

Incised bowls with phase IIA decoration: checkers in curving lines. All are 1-B/14. (A) T102:1, (B) T109:1, (C) T129:4, (D) T203:2, (E) T231:1, (F) T241:3, (G) K25:1. (B) is tan to grey. (E) is tan to grey with black top. (See ch. 2, n. 23.)

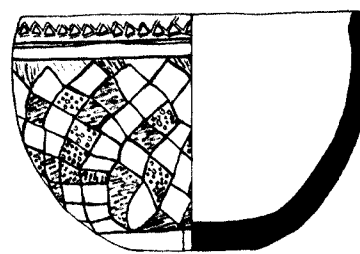


## PLATE 13

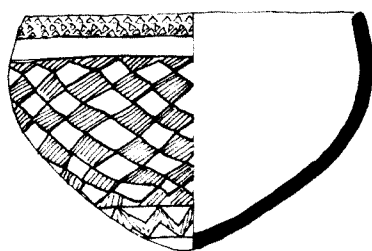
Scale 2:5



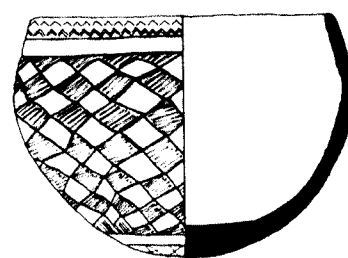
A




B



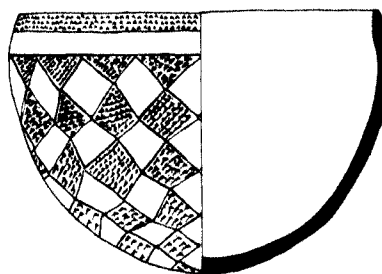
C



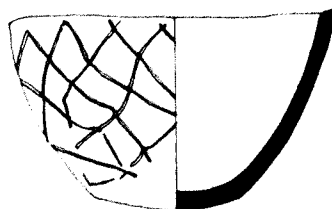
D



E



F




G


Incised bowls with phase IIA decoration: checkers in diagonal lines. (A) T82:1, I-B/15a; (B) T239:1, I-B/15a; (C) T246:1, I-B/15a; (D) T257:2, I-B/15a; (E) K25:2, I-B/15a; (F) K32:3, I-B/15a; (G) K43B:5, I-H/15a: (G) is tan to grey. (See ch. 2, n. 23.)

**PLATE 14**

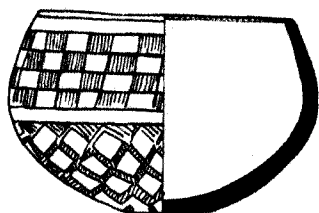
Scale 2:5



A




B



C



D




E

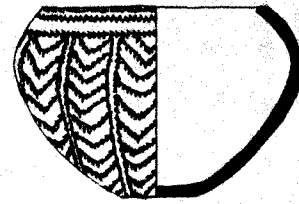
Incised bowls with phase IIA decoration: designs in horizontal combinations. (A) K37:2, I-B/17a; (B) K38:2, I-C/17a; (C) K9:1, I-B/17a; (D) K42:3, I-C/17b; (E) T37:1, I-C/17a.

## PLATE 15

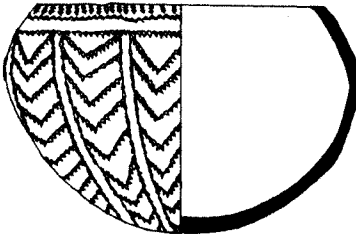
Scale 2:5



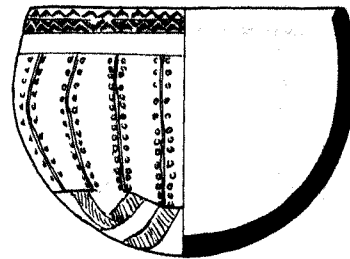
A



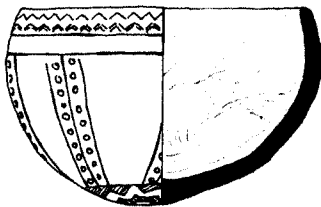
B



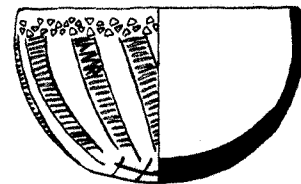
C



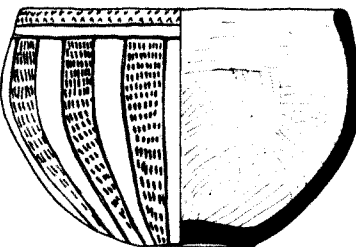
D



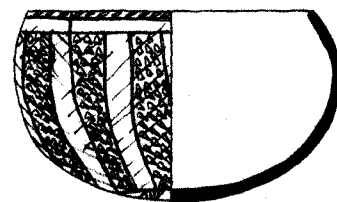
E




F



G



H

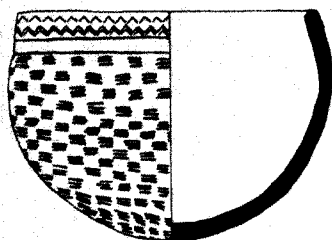


I

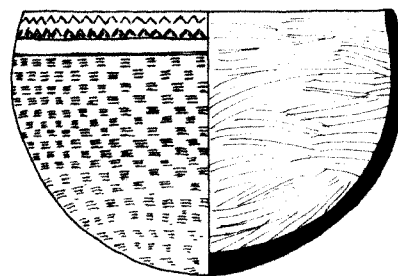
Incised bowls with phase IIA decoration: herringbone, vertical seams, vertical bands, and horizontal bands. (A) K60:2, I-D/18; (B) K63:3, I-D/18; (C) K61:2, I-D/18; (D) T149:1, I-B/19a<sup>ii</sup>; (E) T234:2, I-B/19a<sup>ii</sup>; (F) T108:2, I-B/19a<sup>i</sup>; (G) K43:1, I-B/19a<sup>i</sup>; (H) K62:2, I-B/19a<sup>i</sup>; (I) T101:4, I-B/19b. (F) is brown in open areas. (I) is red with black top. (See ch. 2, n. 23.)

## PLATE 16

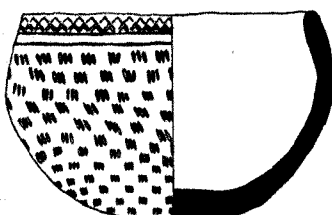
Scale 2:5



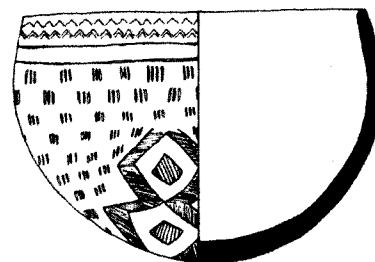
A




B



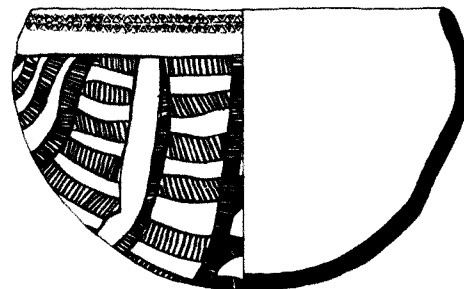
C



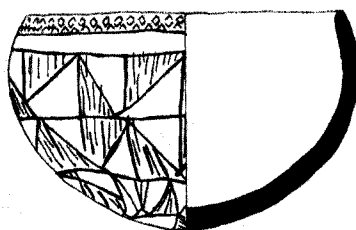
D



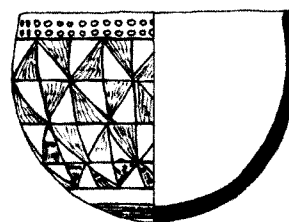
E




F



G



H




I

Incised bowls with phase IIA decoration: hatching in groups, irregular combinations that make symmetrical designs, and pinwheels. (A) T32:1, I-B/20c; (B) T162:1, I-B/20c; (C) K29:3, I-B/20b; (D) T91:2, I-B/21; (E) T99:1, I-B/21; (F) T244:1, I-B/21; (G) T9:1, I-B/22; (H) T103:1, I-B/22; (I) T123:1, I-B/22; (A) and (B) are tan to grey. (C) is tan to light red. (I) is brown. (See ch. 2, n. 23.)

## PLATE 17

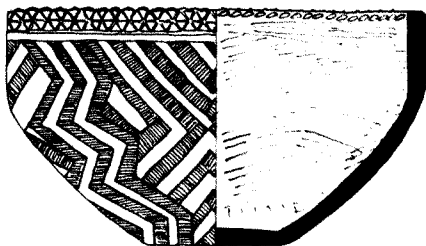
Scale 2:5



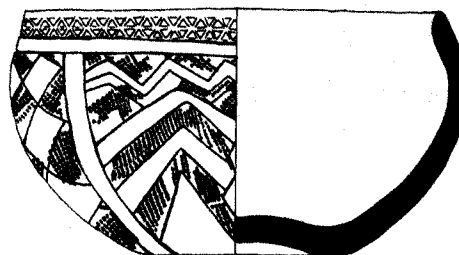
A



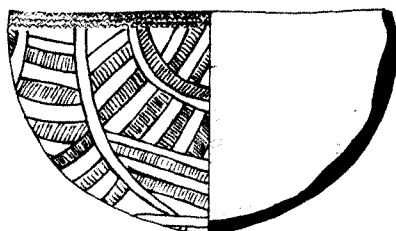
B



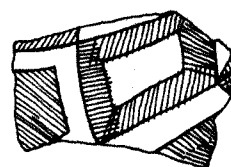
C



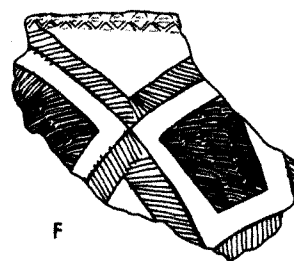
D



E



Scale 1:2




F


Incised bowls: representations of cattle and unique designs. (A) T223:3, I-D/24 (Chicago cattle bowl); (B) T230:1, I-D/24 (Cairo cattle bowl, drawn from photographs); (C) T100:1, I-D/25b; (D) T5:1, I-D/25d; (E) T207:3, I-B/25a; (F) T254:2, I-B-C/25c or 1b var. (A) is red with black top. (C) is tan to grey. (See ch. 2, n. 23.)

## PLATE 18


Scale 2:5



A



B



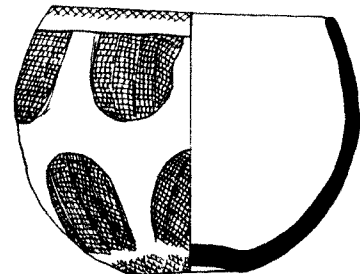
C



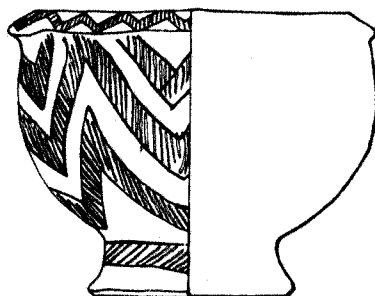
D



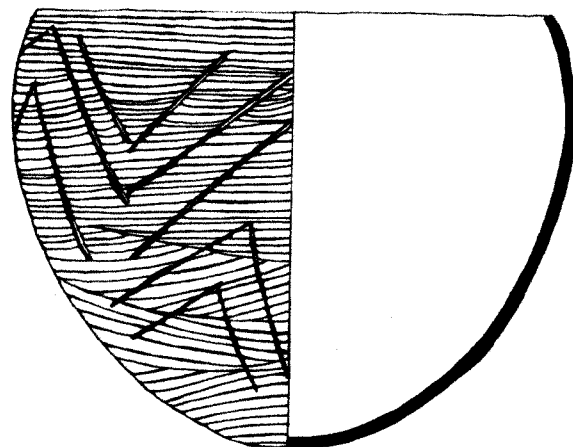
E



F



G

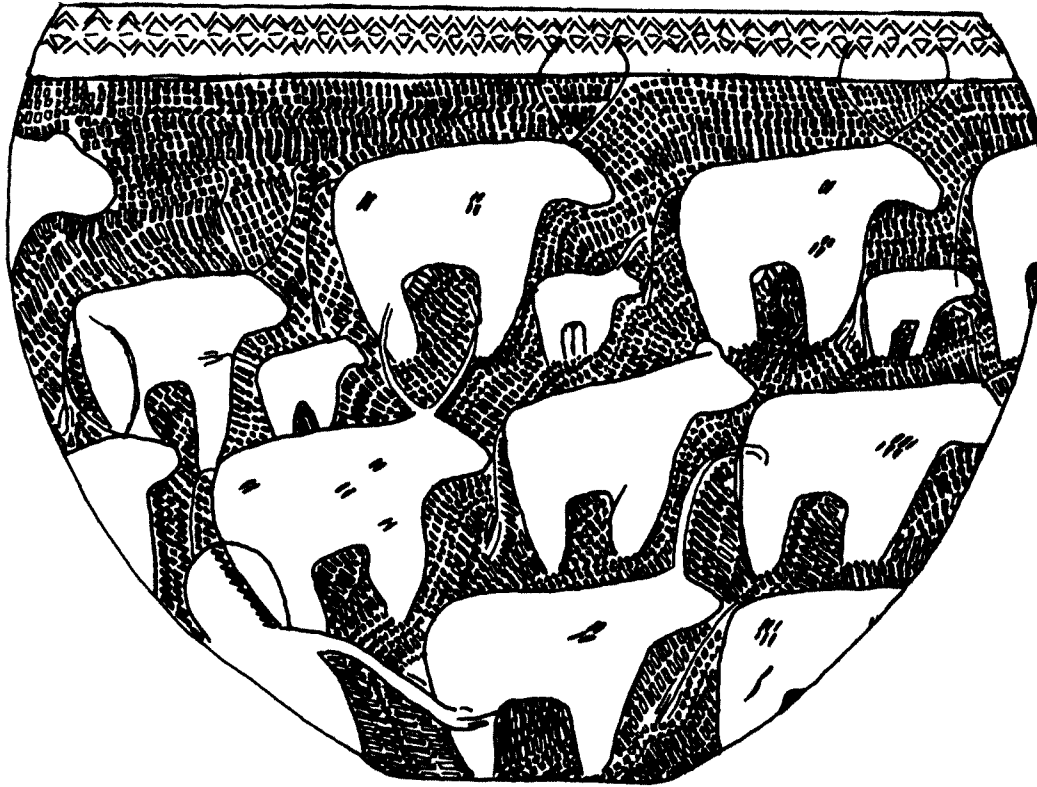


H

Incised bowls with phase IIA, IIB, and III decoration: floating elongated lozenges, blobs, chevrons, and deeply incised irregular patterns. (A) U2:1, I-B/26a<sup>iii</sup>, polychromy (red, white on white filling, yellow); (B) T72:3, I-B or E/26a<sup>i</sup>, polychromy (red, white on white filling, yellow); (C) T165:1, I-B/26b<sup>iii</sup>; (D) NE of T149:1, I-B/26b<sup>iii</sup>; (E) T52:1, I-F/26b<sup>i</sup>, polychromy (red, white, yellow); (F) T64:1, I-B/27; (G) T260:1, I-E/8d<sup>ii</sup> (drawn from photographs; interior profile uncertain); (H) U1:1, I-B/28b. (A) The open borders of diamonds are red; the centers are red on yellow to contrast with the adjacent band. (B) vessel n/a; color scheme uncertain. (D) Traces of red on open areas. (E) Yellow in hatched areas, red alternating with yellow in diamonds. (F) Tan to brown to grey to black. (H) Tan to grey. (See ch. 2, n. 23.)

PLATE 19

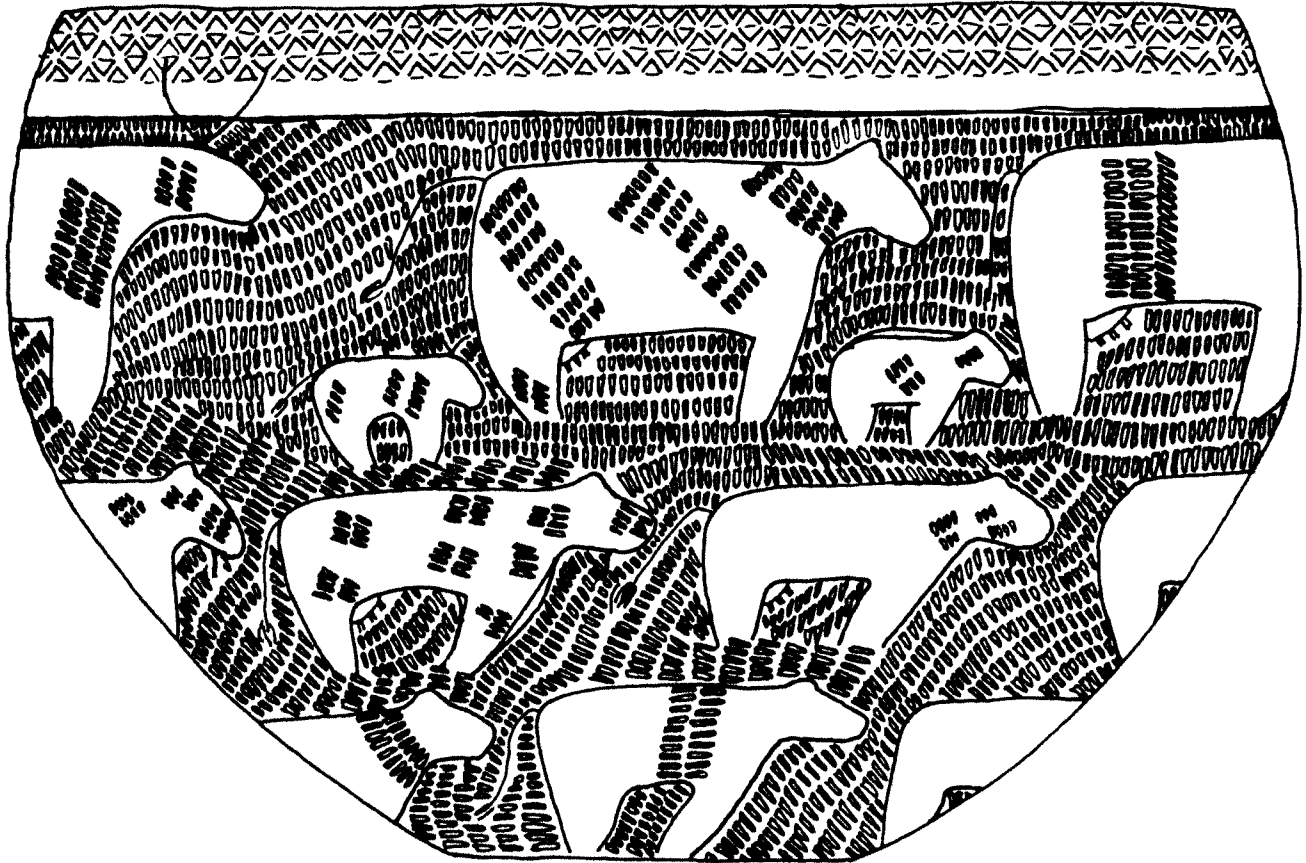
Scale 1:1



The Chicago cattle bowl (T223:3)

PLATE 20

Scale 1:1



The Cairo cattle bowl (T230:1, drawn from photographs)



## PLATE 21

Scale 2:5



A



B



C



D



Incised bowls with phase IB decoration: concentric rectangles. (A) T171:1, I-B/1ci; (B) T294:2, I-B/1ci; (C) T230:3, I-C/1cii; (D) T119:1, I-B/1cii.

PLATE 22


Scale 2:5



A




B



C



D



Incised bowls with phase IB decoration: concentric rectangles and *Flechtmuster*. (A) T211:3, I-C/1ciii; (B) K29:1, I-B/1ciii; (C) T227:3, I-B/2b; (D) T50:2, I-B/2b.

PLATE 23

Scale 2:5



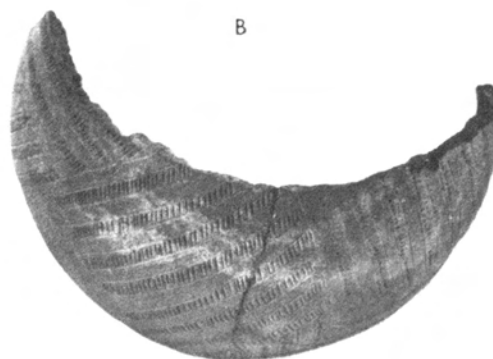
A



B



C



D



Incised bowls with phase IB decoration: *Flechtmuster*. (A) T6:1, I-B/2b; (B) T164:2, I-B/2b; (C) T4A:1, I-B/2c; (D) T4A:2, I-B/2c.

PLATE 24


Scale 2:5



A



B



C




Phase IB incised bowls: *Flechtmuster* in quadrants, and quadrants alternated as though woven.  
(A) T216:6, I-B/2c; (B) T92:1, I-B/2c; (C) T259:1, I-B/3b.

## PLATE 25


Scale 2:5



A



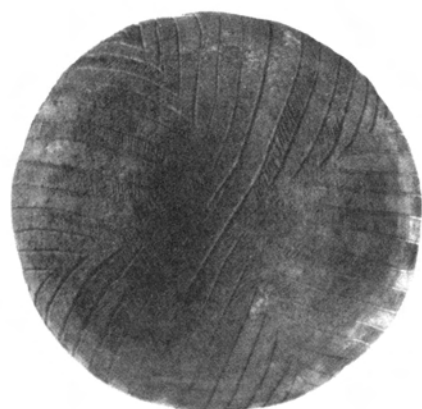
B



C




D



Incised bowls with phase IB decoration: chevrons. (A) T105:1, I-B/8b; (B) T103:2, I-B/8b; (C) T131:2, I-B/8b; (D) T153C:4, I-B/23 (irregular vertical bands as *Flechtmuster* combination).

PLATE 26


Scale 2:5



A



B



C



Incised bowls with phase IB decoration: chevrons and serpents. (A) T181:2, I-B/8b; (B) T168:3, I-B/6cii; (C) T111:3, I-B/6cii.

## PLATE 27

Scale 2:5



A




B




C



D



E



Incised bowls with phase IIA decoration: triangles with apex at top. (A) T7:2, I-B/9a; (B) SE of T38:1, I-C/9a; (C) T38:2, I-B/9a; (D) T39:2, I-B/9a; (E) T78:2, I-B/9a.



## PLATE 28


Scale 2:5



A




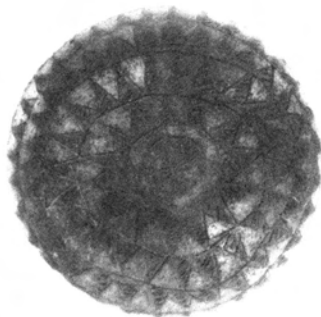
B



C



D



Incised bowls with phase IIA decoration: triangles with apex at top. All are I-B/9a. (A) T83:1, (B) T88:1, (C) T93:1, (D) T94:3.



## PLATE 29

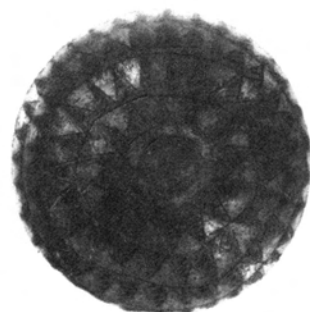
Scale 2:5




A




C





B



D



E



Incised bowls with phase IIA decoration: triangles with apex at top. All are I-B/9a. (A) T106:3, (B) K33:4, (C) T116:1, (D) T140A:2, (E) T138:6.

PLATE 30


Scale 2:5




A



B



C




D



Incised bowls with phase IIA decoration: triangles with apex at top and with apex at bottom.  
(A) K41:2, I-B/9a; (B) T34:1, I-B/9b; (C) T63:1, I-D/9b; (D) K53:2, I-D/9b.

PLATE 31


Scale 2:5



A



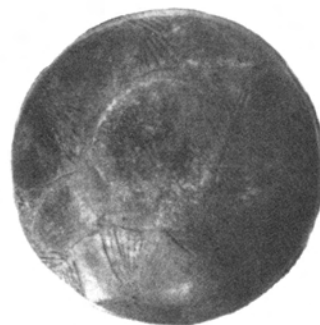
B



C



D



Incised bowls with phase IIA decoration: opposed triangles and triangles in zones divided by band.  
(A) K27:1, I-D/9e; (B) T68:2, I-B/9e; (C) K16:2, I-B/9f; (D) K52:1, I-B/9f.

PLATE 32

Scale 2:5



A




B



C



D




Incised bowls with phase IIA decoration: upended triangles and running lozenges. (A) T227:5, I-B/9g; (B) T84:1, I-B/10; (C) T90:1, I-B/10; (D) T212:1, I-B/10.



A



B



Incised bowls with phase IIA decoration: checkers in horizontal lines. (A) T235:2, I-C/13a;  
(B) T134:2, I-B/13b.

## PLATE 34


Scale 2:5



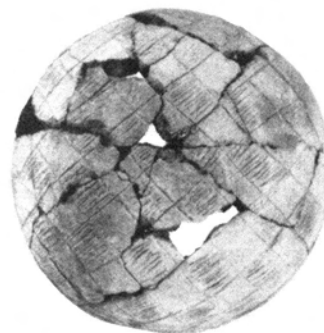
A



B



C



D



Incised bowls with phase IIA decoration: checkers in curving lines. All are I-B/14. (A) T102:1, (B) T109:1, (C) T129:4, (D) T203:2.

PLATE 35


Scale 2:5




A



B



C



Incised bowls with phase IIA decoration: checkers in curving lines. All are I-B/14. (A) T231:1, (B) T241:3, (C) K25:1.



## PLATE 36


Scale 2:5



A




B



C



D



Incised bowls with phase IIA decoration: checkers in diagonal lines. All are I-B/15a. (A) T82:1, (B) T239:1, (C) T246:1, (D) T257:2.



PLATE 37


Scale 2:5



A



B



C

Incised bowls with phase IIA decoration: checkers in diagonal lines. (A) K25:2, 1-B/15a; (B) K32:3, 1-B/15a; (C) K43B:5, 1-C-D/15a.

## PLATE 38

Scale 2:5




A




B



C



D



Incised bowls with phase IIA decoration: designs in horizontal combinations and zigzags, or multiple chevrons. (A) K37:2, I-B/17a; (B) K38:2, I-B/17a; (C) K9:1, I-B/17a; (D) K52:5, I-B/8di.

## PLATE 39


Scale 2:5



A



B



C

Incised bowls with phase IIA decoration: designs in horizontal combinations and zigzags, or multiple chevrons. (A) K42:3, I-C/17b; (B) T37:1, I-B/17a; (C) T260:1, I-E/8dii.

PLATE 40



Scale 2:5



A



B



C



Incised bowls with phase IIA decoration: herringbone. All are I-D/18. (A) K63:3, (B) K60:2, (C) K61:2.

PLATE 41


Scale 2:5



A



B




C



Incised bowls with phase IIA decoration: vertical seams and horizontal bands. (A) T149:1, I-B/19a<sup>ii</sup>; (B) T234:2, I-B/19a<sup>ii</sup>; (C) T101:4, I-B/19b.

PLATE 42


Scale 2:5




A



B



C



Incised bowls with phase IIA decoration: vertical bands. All are I-B/19ai. (A) T108:2, (B) K43:1, (C) K62:2.

PLATE 43


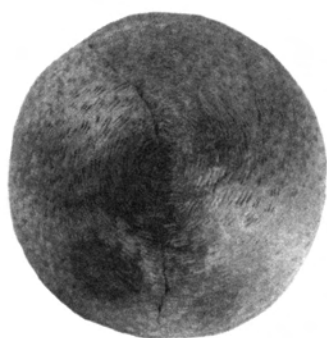
Scale 2:5



A



B



C




Incised bowls with phase IIA decoration: hatching in groups with no borders. (A) T32:1, I-B/20c; (B) T162:1, I-B/20c; (C) K29:3, I-B/20b.

PLATE 44

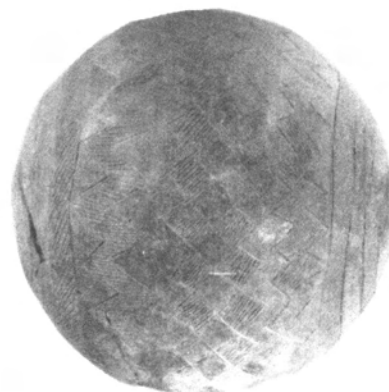
Scale 2:5



A



B



C



Incised bowls with phase IIA decoration: irregular combinations that make symmetrical designs. All are I-B/21. (A) T91:2, (B) T99:1, (C) T244:1.



PLATE 45


Scale 2:5



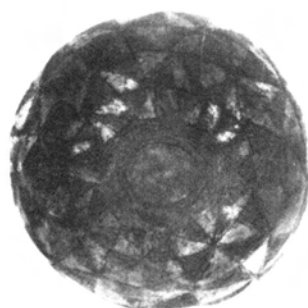
A



B




C



Incised bowls with phase IIA decoration: pinwheels. All are I-B/22. (A) T9:1, (B) T103:1, (C) T123:1.

PLATE 46

Scale 1:2



The Chicago cattle bowl, two views (T223:3, I-D/24)

PLATE 47

Scale 1:2



The Cairo cattle bowl, two views (T230:1, 1-D/24)

## PLATE 48



A



B

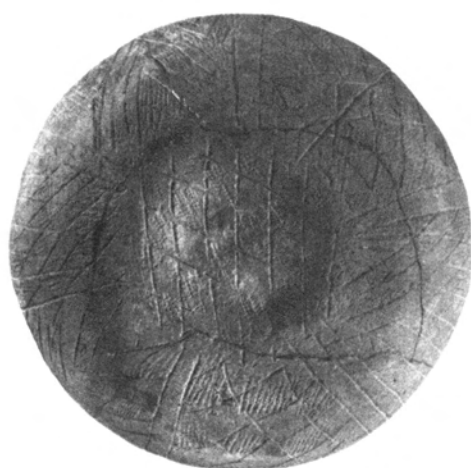
Incised bowls with representations of cattle. (A) Interior of the Chicago cattle bowl; (B) between K52 and K56:1, 1--/24.



A



B



C

Incised bowls: unique designs and deeply incised irregular patterns. (A) T5:1, I-D/25d; (B) T100:1, I-D/25b; (C) U1:1, I-B/28b.

PLATE 50

Scale 2:5



A



B



C



Incised bowls with late C-Group decoration: floating elongated lozenges. (A) U2:1, I-B/26a<sup>iii</sup>; (B) NE of T149:1, I-B/26b<sup>iii</sup>; (C) T165:1, I-B/26a<sup>iv</sup>.

PLATE 51


Scale 2:5



A



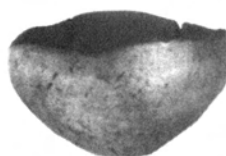
B



C




D



Incised bowls with late C-Group decoration, black-topped bowl, and utility bowl. (A) T52:1, I-F/26bi; (B) T64:1, I-B/27; (C) K56:2, II-C1; (D) K53:3, IV-A.

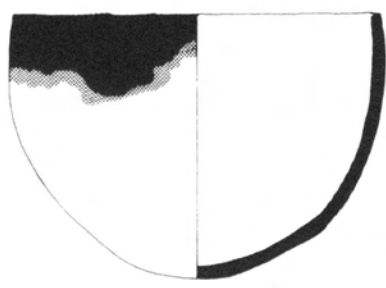
PLATE 52

Scale 2:5

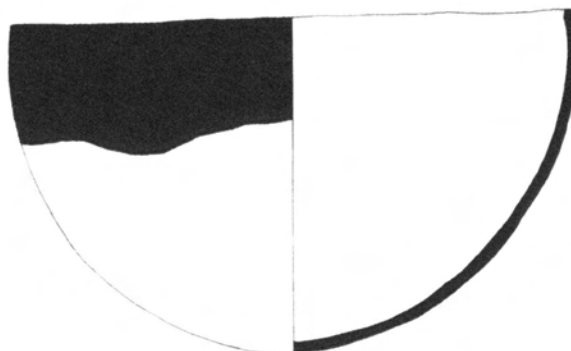


Black-topped bowls. (A) T181:1, II-A2; (B) T47:1, II-A2; (C) K33:5, II-B2; (D) T40:3, II-A2; (E) K32:6, II-A2; (F) K43:3, II-A3; (G) T171:4, II-A2; (H) T134:1, II-B1; (I) T77:1, II-B1.

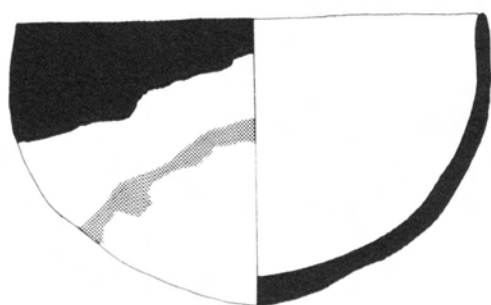




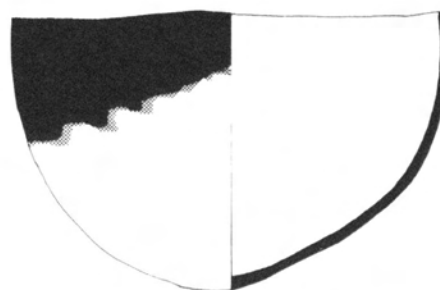
A




B



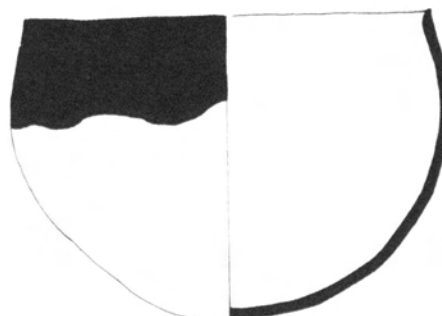
C



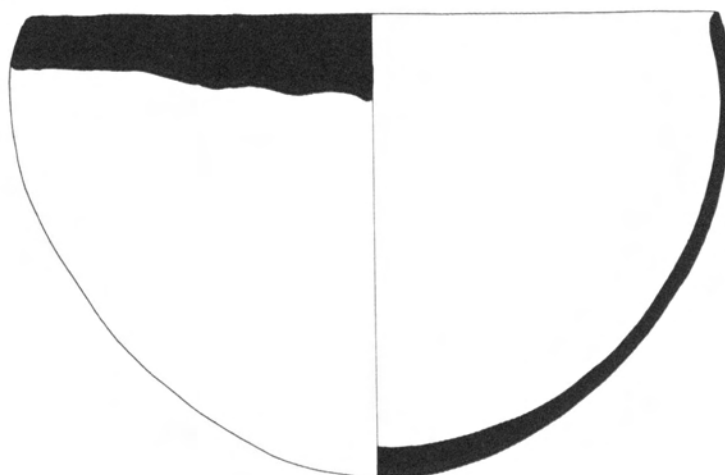
D



E



F

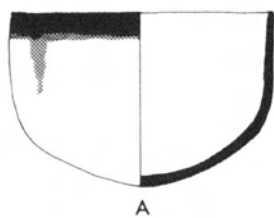


G

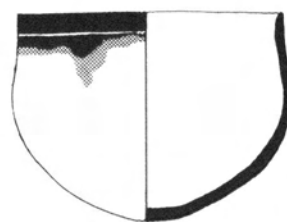
Black-topped bowls. (A) T93:2, II-B2; (B) T216:4, II-B1; (C) T38:3, II-B2; (D) K32:5, II-B2; (E) T223:1, II-B3; (F) T239:3, II-B2; (G) T134:3, II-B2.

PLATE 54

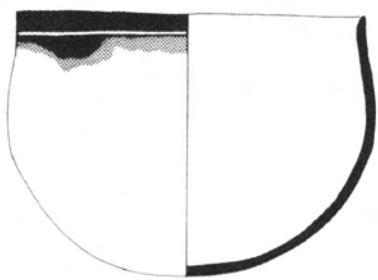
Scale 2:5




A




B



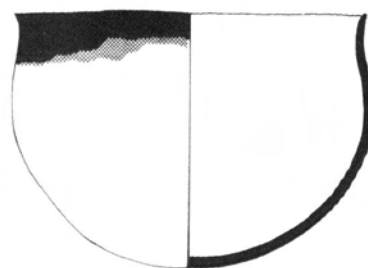
C



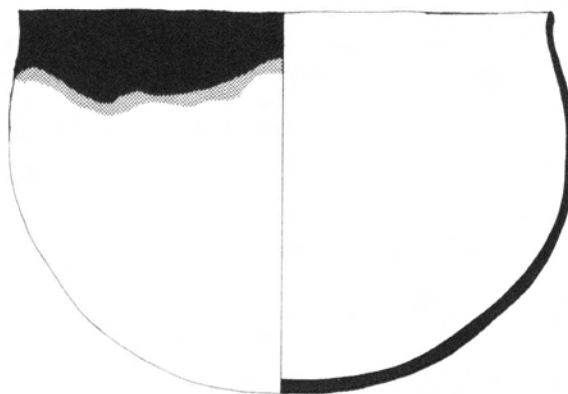
D



E



F




G

Black-topped bowls. (A) K40:3, II-C2; (B) K86:3, II-C1; (C) K94:2, II-C1; (D) K94:1, II-C1; (E) K40:1, II-C2; (F) K44:1, II-C2; (G) K44:4, II-C2.

PLATE 55

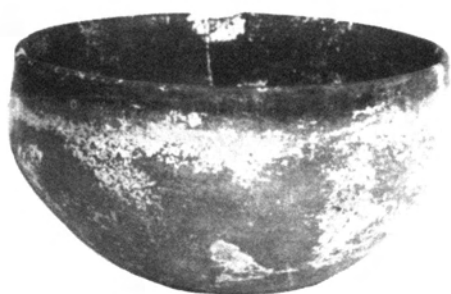
Scale 2:5



A



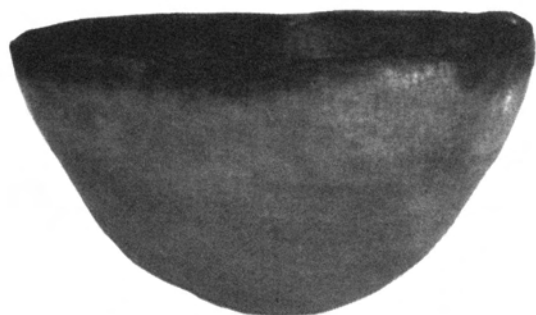
B




C



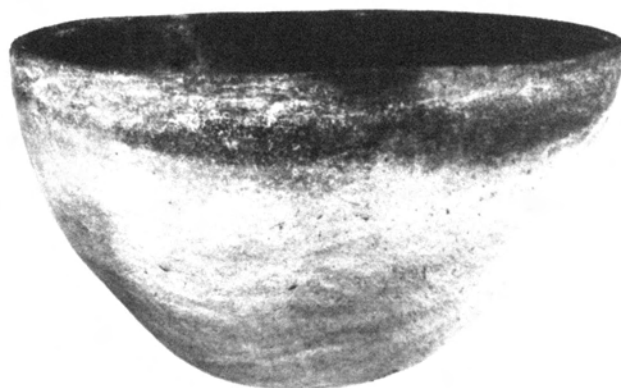
D



E



F



G

Black-topped bowls. (A) K32:4, II-B2; (B) T47:1, II-A2; (C) K33:5, II-B2; (D) K43:2, II-B1; (E) K43:3, II-A3; (F) T171:4, II-A2; (G) T134:1, II-B1.

PLATE 56

Scale 2:5



A



B



C



D



E



F



G



H

Black-topped bowls. (A) T38:3, II-B2; (B) T216:5, II-B2; (C) T 203:3, II-B1; (D) T239:3, II-B2; (E) K58:2, II-B1; (F) T223:1, II-B2; (G) K32:6, II-A2; (H) T77:1, II-B1.

PLATE 57

Scale 2:5



A



B



C



D



E

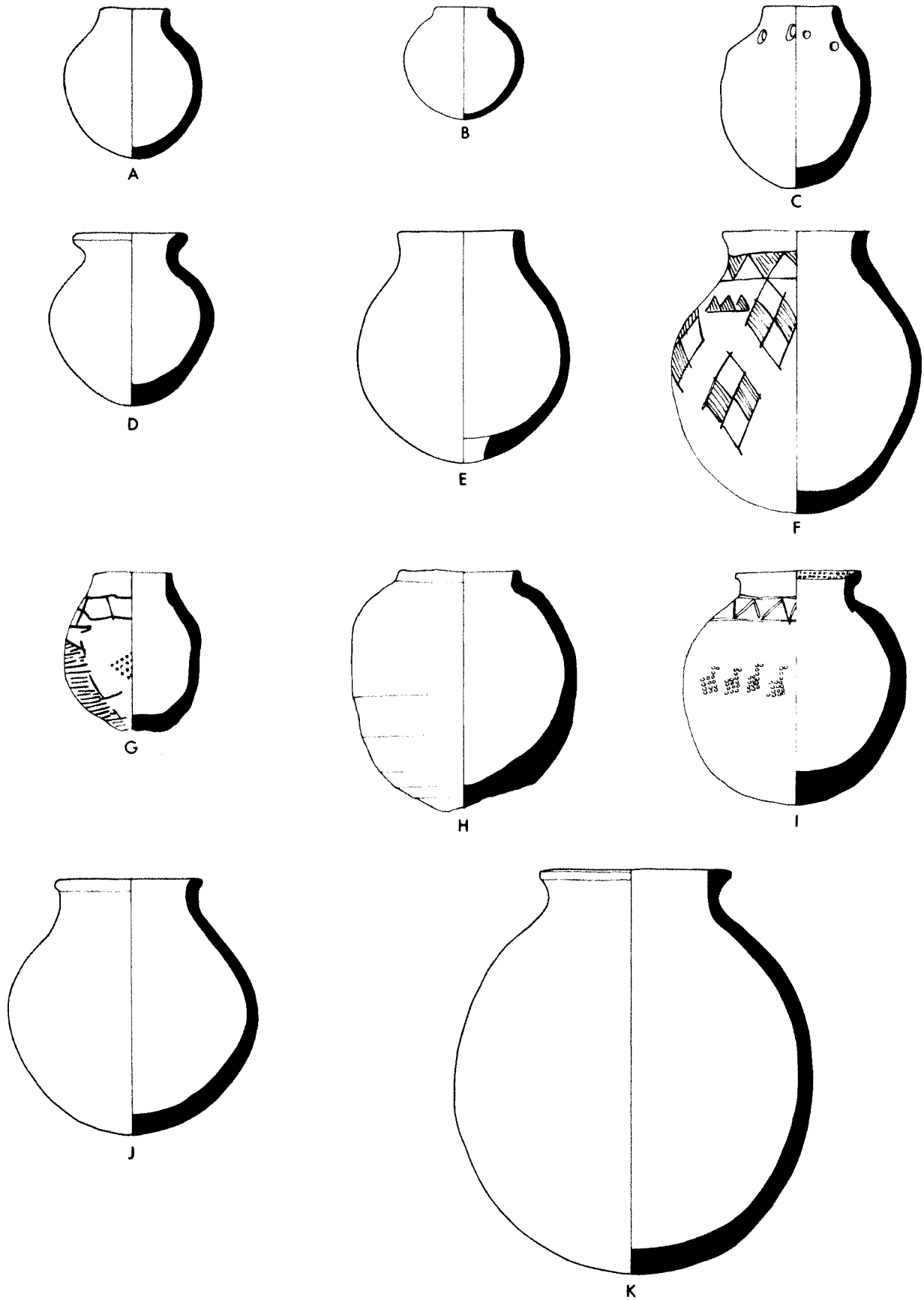


F

Black-topped bowls. (A) K40:3, II-C2; (B) K86:3, II-C1; (C) K94:2, II-C1; (D) K44:4, II-C2; (E) K40:1, II-C2; (F) K94:1, II-C1.

## PLATE 58

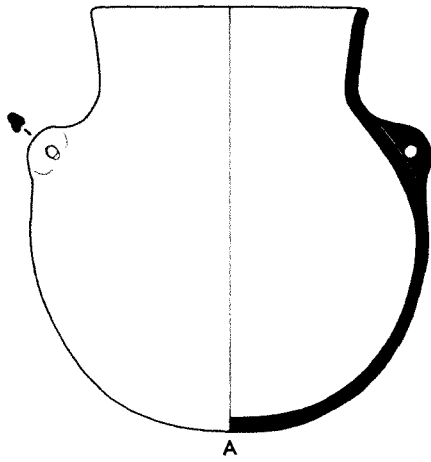
Scale 2:5



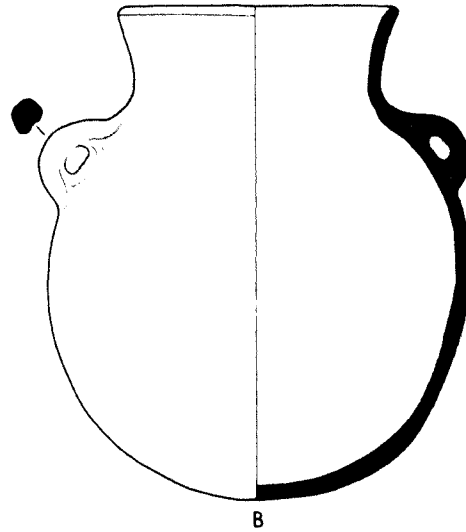
C-Group jars. (A) between T268 and T271:1, III-A1; (B) T214:1, III-A1; (C) T162:3, III-A1/i; (D) T248:2, III-A2; (E) T43:3, III-B; (F) T51:2, III-B/iii; (G) T59:1, III-A1/ii; (H) T51:3, III-B; (I) T2:1, III-B/iv, v; (J) T176:10, III-C1; (K) U1:8, III-C1. (E) and (J) are black. (K) is red. (See ch. 2, n. 23.)

## PLATE 59

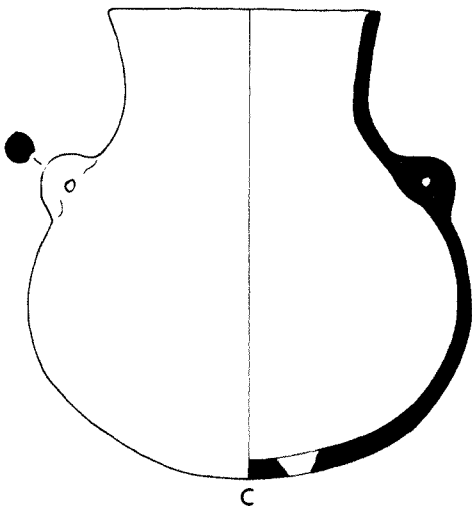
Scale 2:5



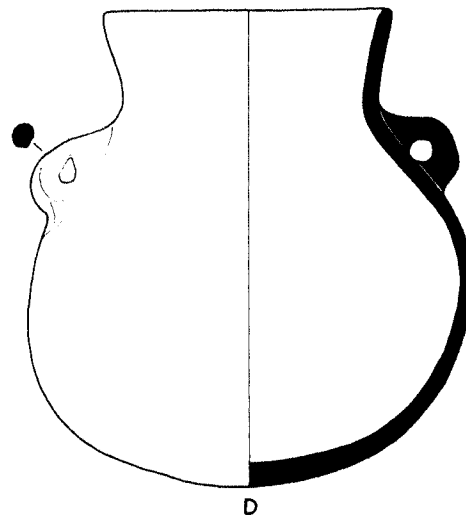
A



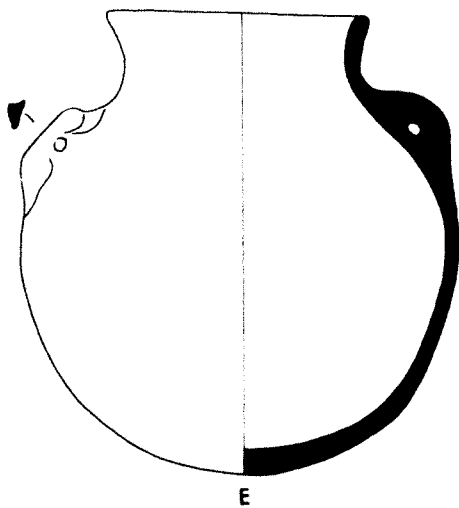
B



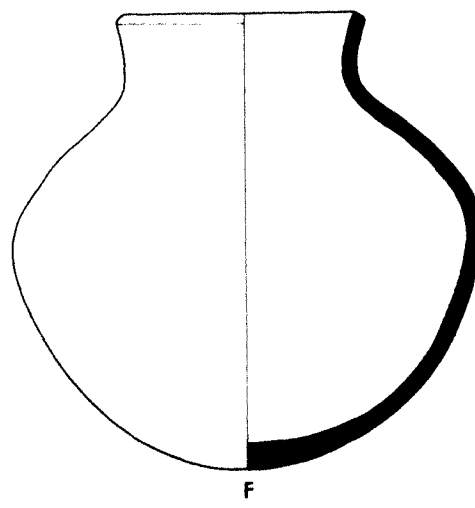
C



D



E




F

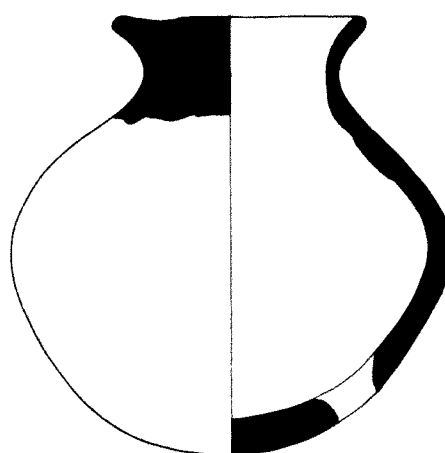
C-Group jars. (A) T50:6, III-C2; (B) T50:3, III-C2; (C) T129:2, III-C2; (D) K32:2, III-C2; (E) K60:3, III-C2; (F) T211:5, III-C3. (C) has black top, irregularly preserved (not shown). (F) is black. (See ch. 2, n. 23.)

**PLATE 60**

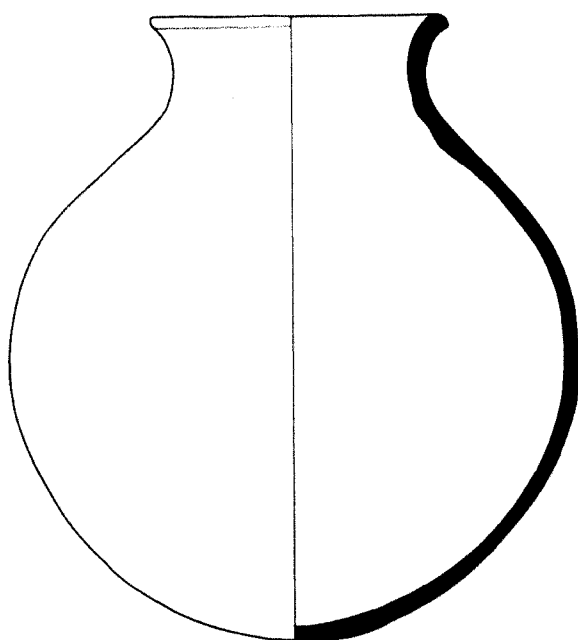
Scale 2:5



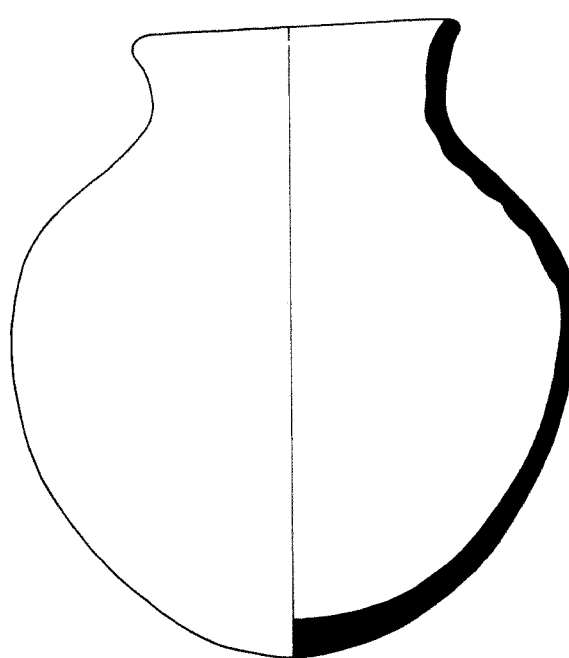
A



B



C



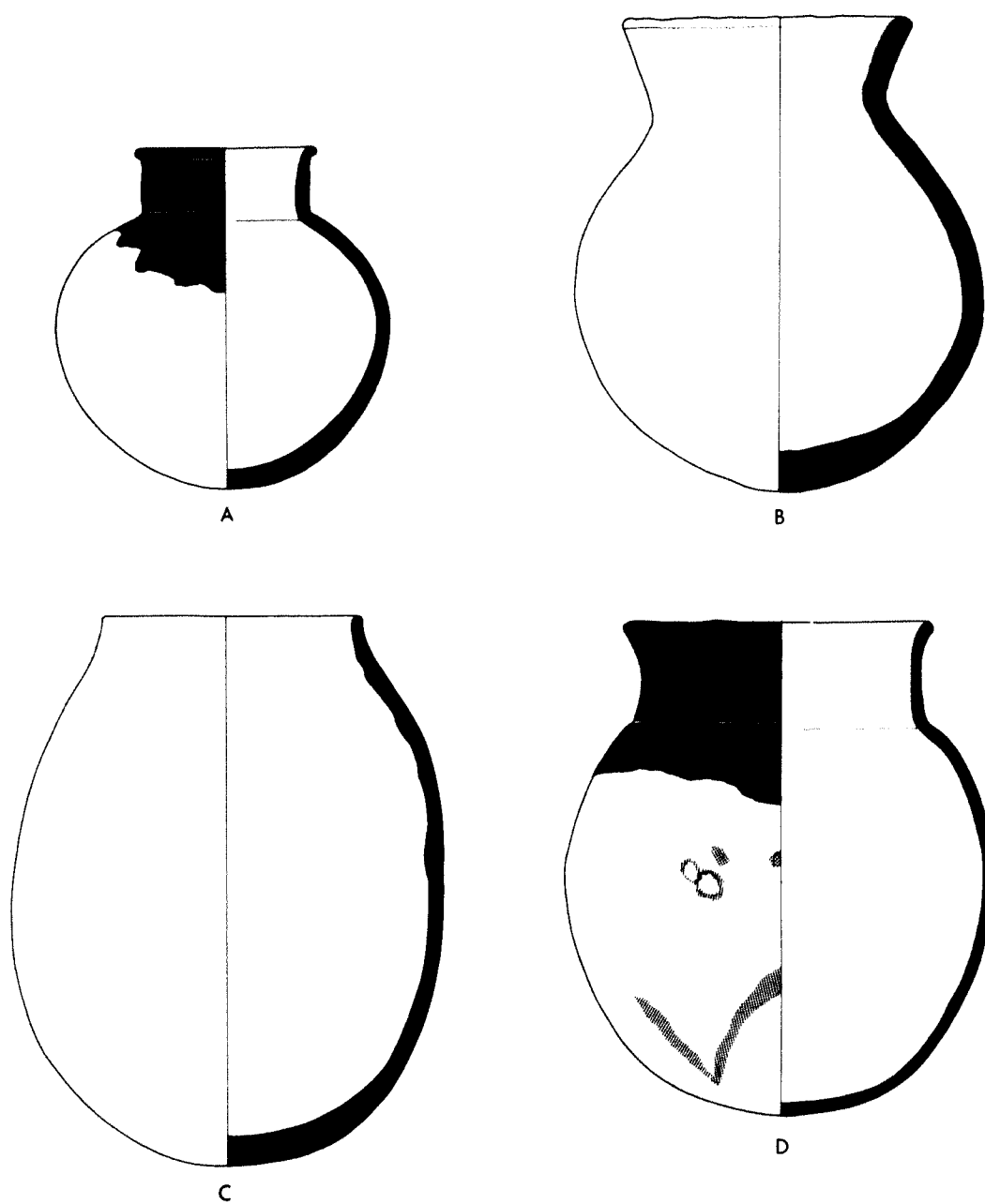
D

C-Group jars. All are III-D. (A) T94:4, (B) T168:1, (C) T130:1, (D) T203:1.



## PLATE 61

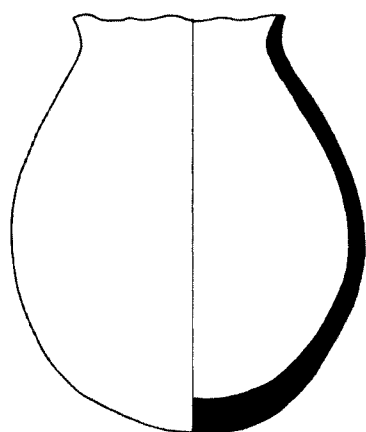
Scale 2:5



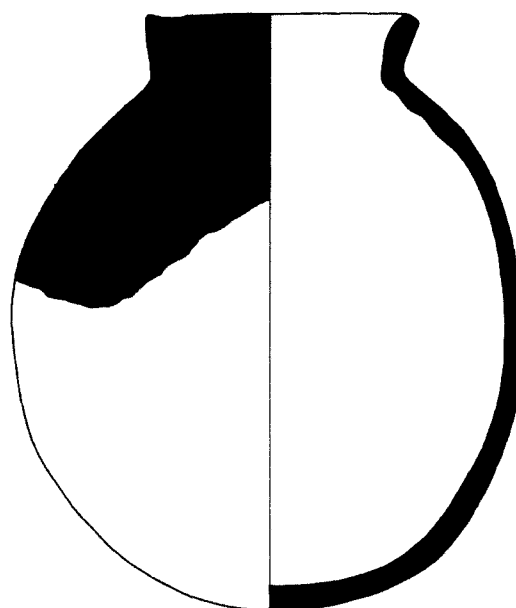
C-Group jars and a Kerma jar. (A) T241:1, III-D; (B) between T77 and T82:1, III-D; (C) K33:1, III-E; (D) K86:1 (Kerma). (D) is red. (See ch. 2, n. 23.)

**PLATE 62**


Scale 2:5



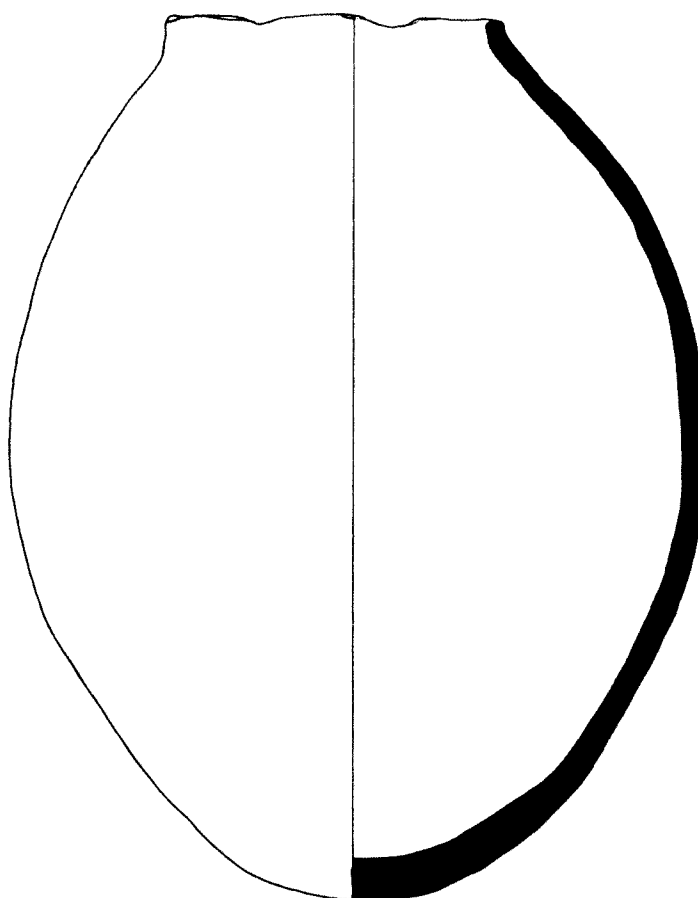
A



B



C

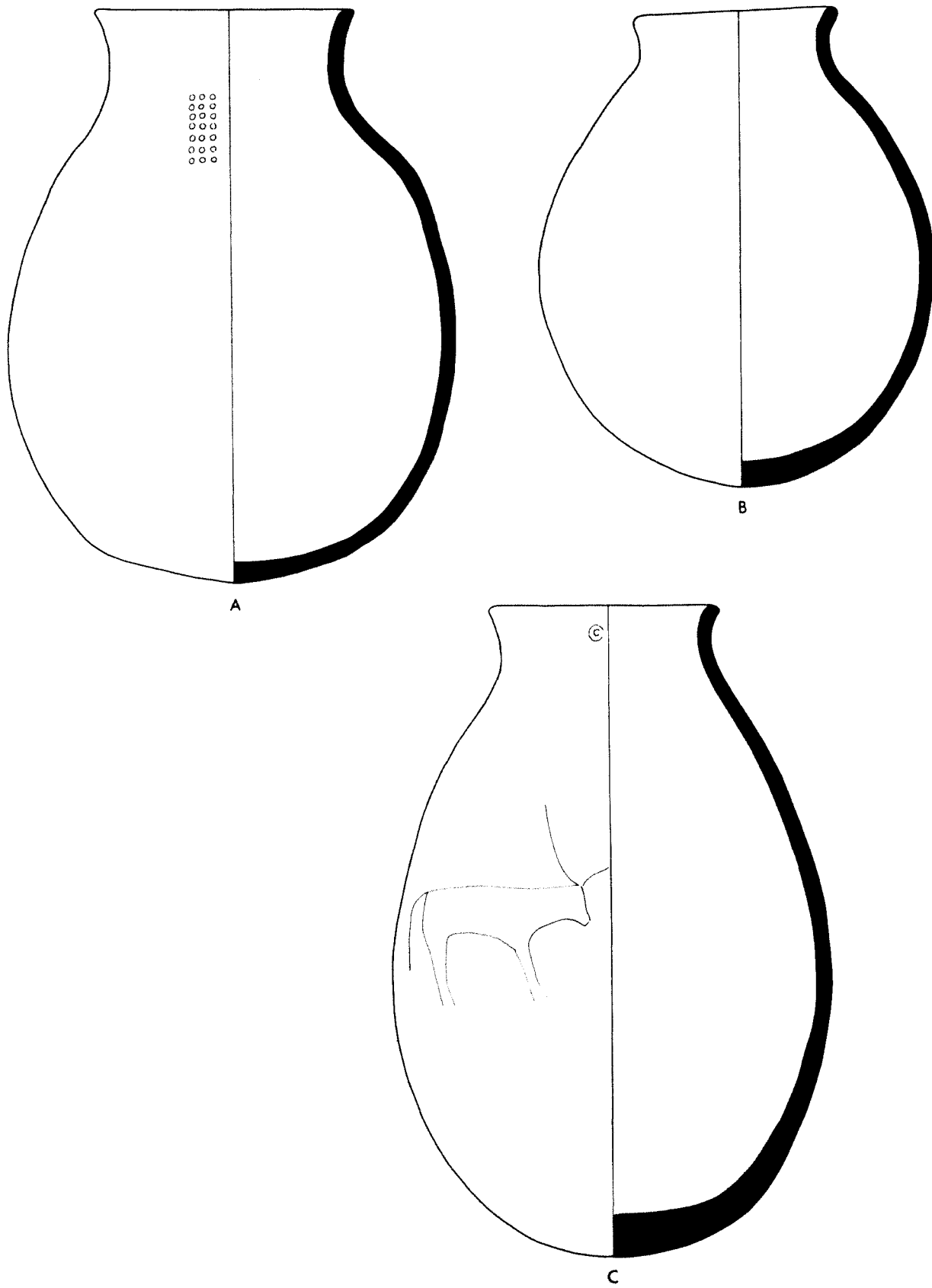


D

C-Group jars. All are III-E. (A) T1:2, (B) T223:2, (C) T171:2, (D) K32:7.

PLATE 63

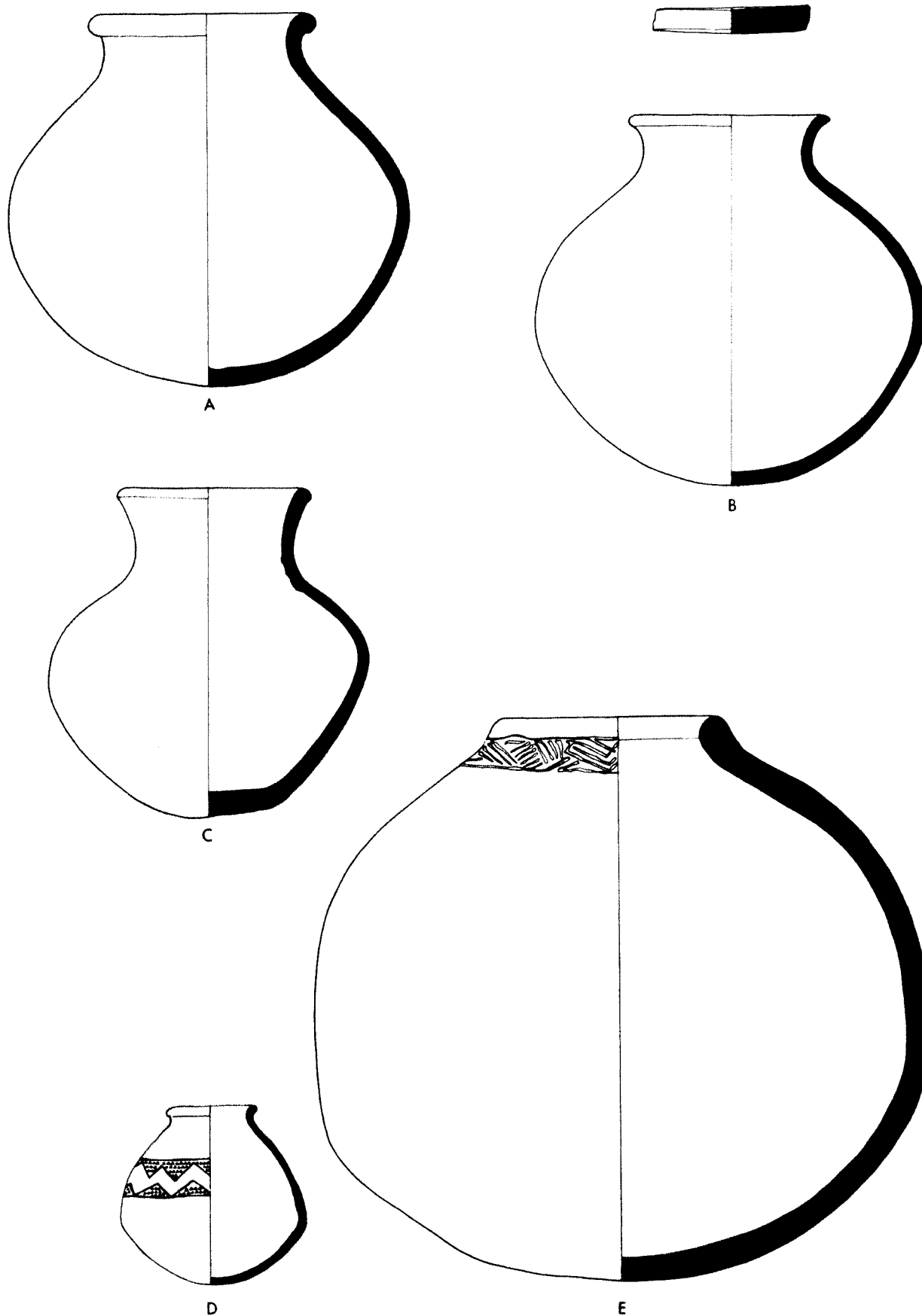
Scale 2:5



C-Group jars. (A) K61:3, III-E/i; (B) U2:5, III-E; (C) K72:2, III-E/v.

## PLATE 64

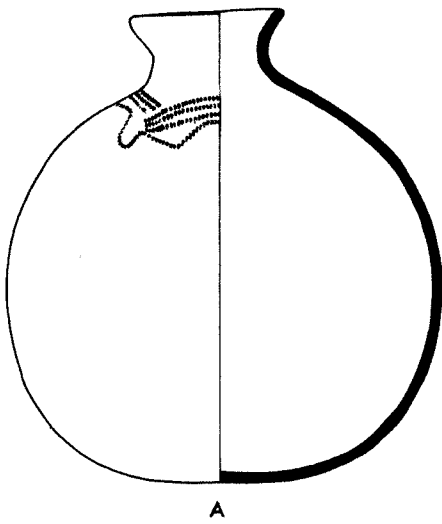
Scale 2:5



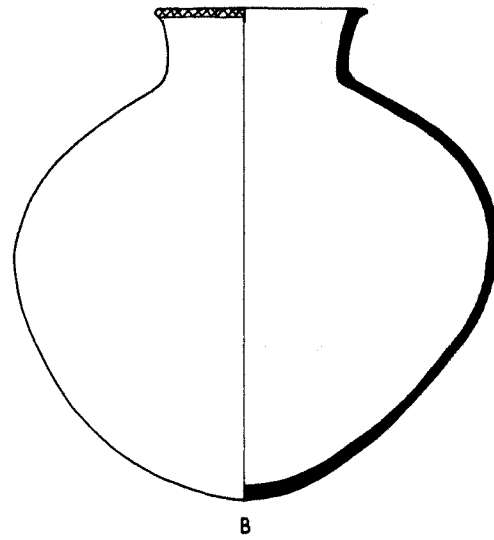
C-Group jars. (A) K86:2, III-D; (B) K44:2, III-G1; (C) T91:4, III-G1; (D) K80:4, III-F/iv; (E) T177:4, III-G2a<sup>ii</sup>. (A) and (C) are red. (See ch. 2, n. 23.)

PLATE 65

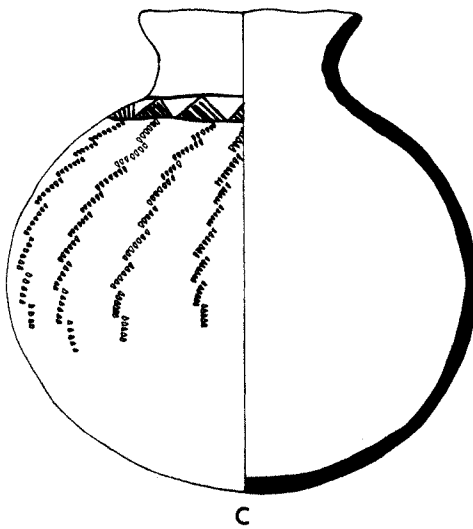
Scale 1:5




A



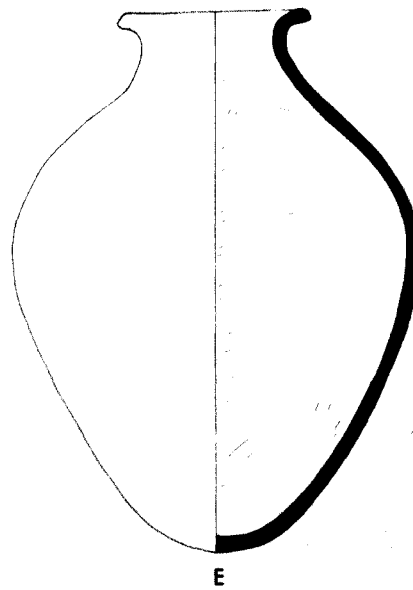
B



C



D



E

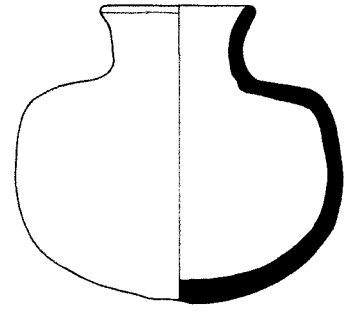
C-Group jars. (A) K32:1, III-G2ai/ii; (B) T68:1, III-G2ai/ii; (C) T153C:2, III-G2ai/i,iii; (D) K63:2, III-G2d; (E) K8:1, III-G2d.

**PLATE 66**

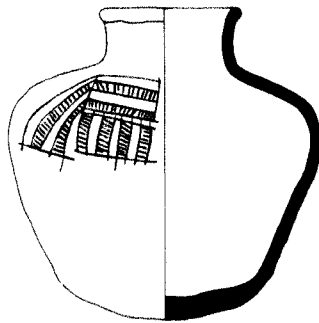
Scale 1:5



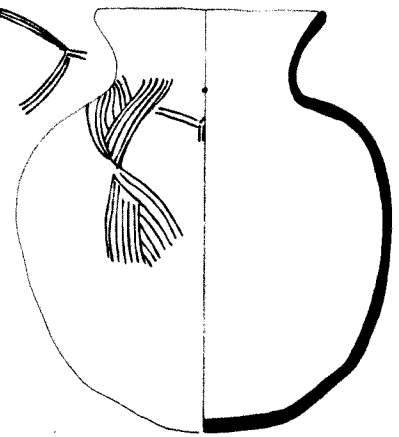
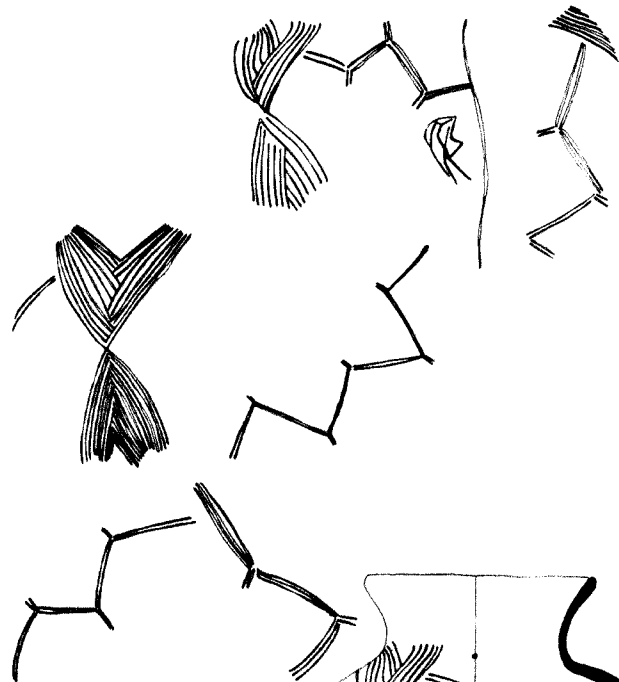
A



B




C



D

**C-Group jars. (A) T38:4, III-G2b/ii; (B) T40:2, III-G2b; (C) K42:4, III-G2c; (D) K59:1, III-G2b/ii.**



A



B



C



D



E



F



G



H



I

C-Group jars. (A) T214:1, III-A1; (B) T162:3, III-A1/i; (C) T248:2, III-A2; (D) T43:3, III-B; (E) T51:2, III-B/iii; (F) T59:1, III-A1/ii; (G) T2:1, III-B/iv,v; (H) T176:10, III-C1; (I) U1:8, III-C1.

PLATE 68

Scale 2:5




A



B



C



D

C-Group jars. (A) K32:2, III-C2; (B) T168:1, III-D; (C) T211:5, III-C3; (D) T130:1, III-D.



PLATE 69

Scale 2:5



A



B



C



D

C-Group jars and a Kerma jar. (A) T241:1, III-D; (B) between T77 and T82:1, III-D; (C) K33:1, III-E; (D) K86:1 (Kerma).

PLATE 70

Scale 2:5




A



B



C



D

C-Group jars. (A) T223:2, III-E; (B) U2:5, III-E; (C) K61:3, III-E/i; (D) K32:7, III-E.

PLATE 71

Scale 2:5



A



B



C



D




E

C-Group jars. (A) K86:2, III-D; (B) K44:2, III-G1; (C) T91:4, III-G1; (D) K80:4, III-F/iv; (E) T177:4, III-G2a<sup>ii</sup>.

PLATE 72

Scale 1:5



A




B



C



D



E

C-Group jars. (A) K32:1, III-G2ai/ii; (B) T68:1, III-G2ai/ii; (C) T153C:2, III-G2ai/i,iii; (D) K63:2, III-G2d; (E) K8:1, III-G2d.

PLATE 73

Scale 1:5



A



B



C

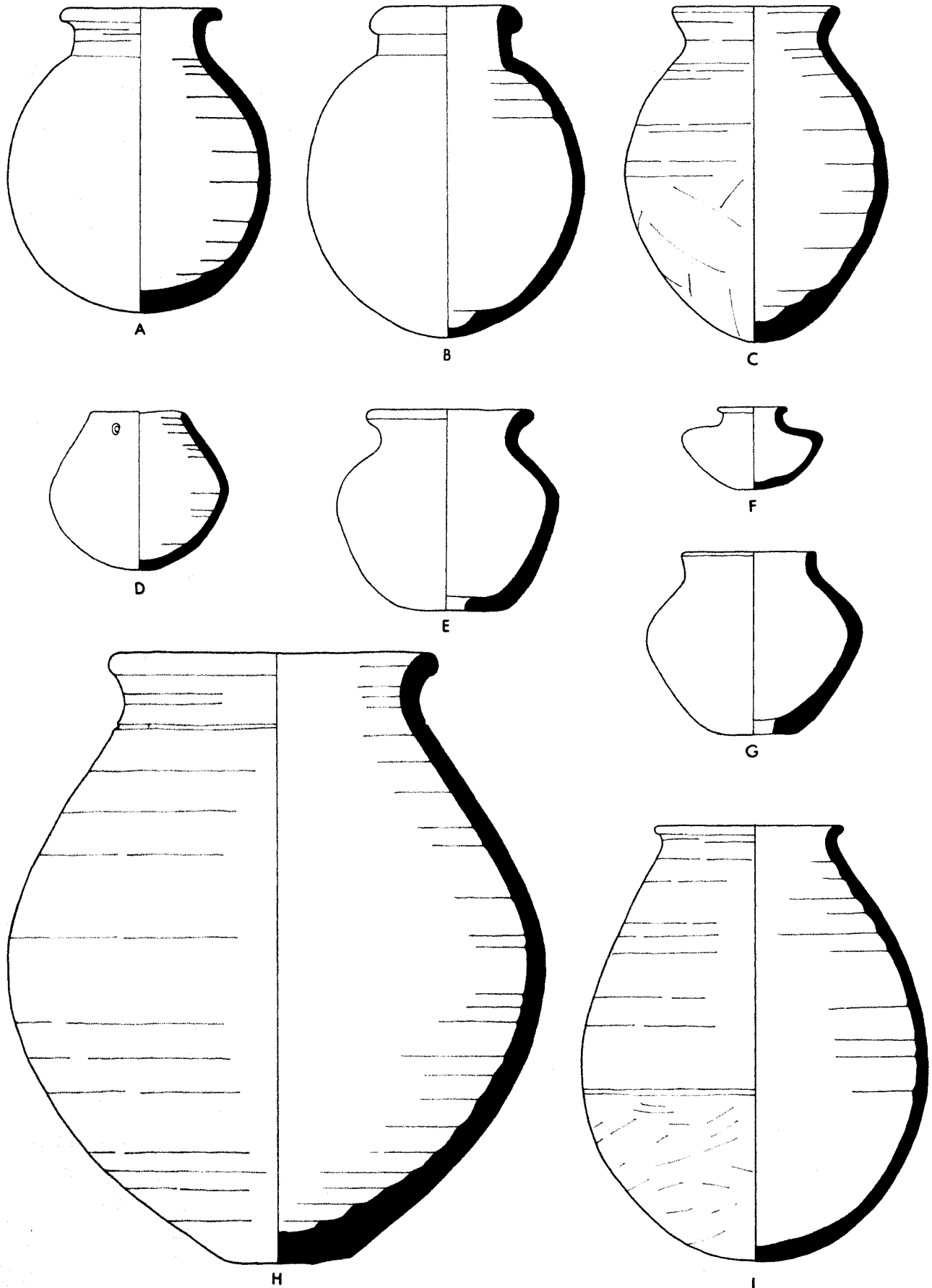


D

C-Group jars. (A) T38:4, III-G2b/ii; (B) T40:2, III-G2b; (C) K42:4, III-G2c; (D) K59:1, III-G2b/ii.

## PLATE 74

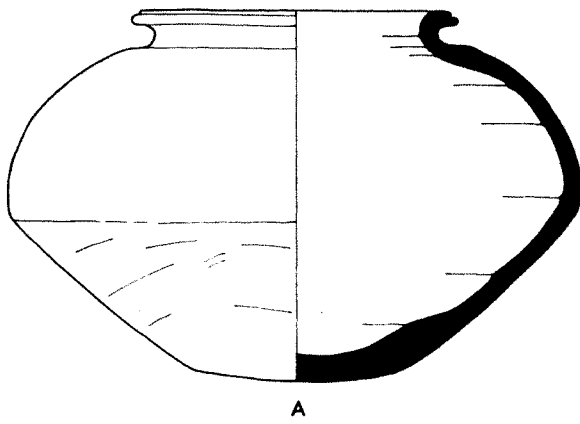
Scale 2:5



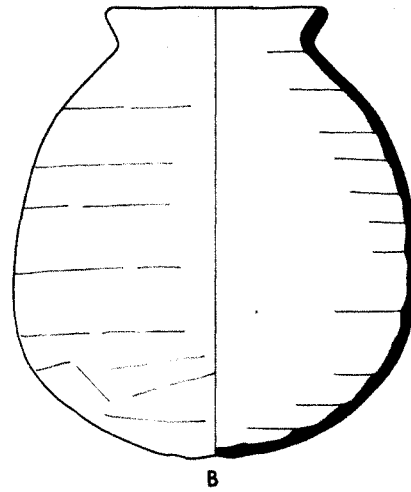
Egyptian jars. (A) T53:2, V-A; (B) T72:1, V-A; (C) T111:2, V-D1; (D) K94:4, V-B (rim ground down); (E) T222:1, V-C; (F) K70D-E:1, V-C; (G) T218:2, V-D2; (H) K62:4, V-C (rim ground down); (I) T77:2, V-D2. (E) is white (overfired?). (G) is red. (E), (F), and (H) are reused earlier vessels. (See ch. 2, no. 23.)

PLATE 75

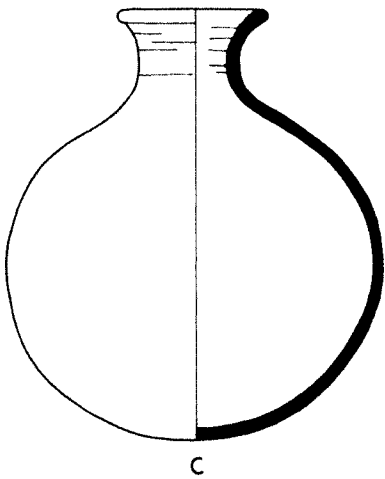
Scale 2:5



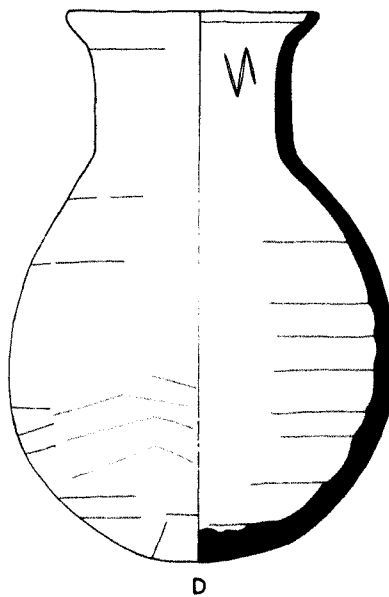
A



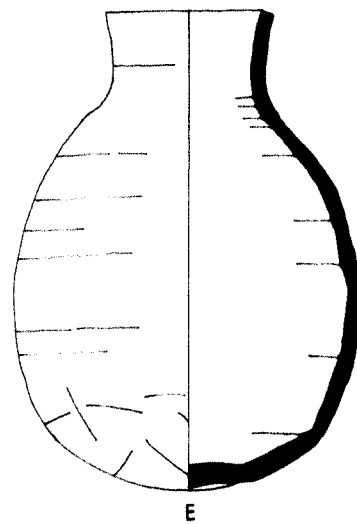
B



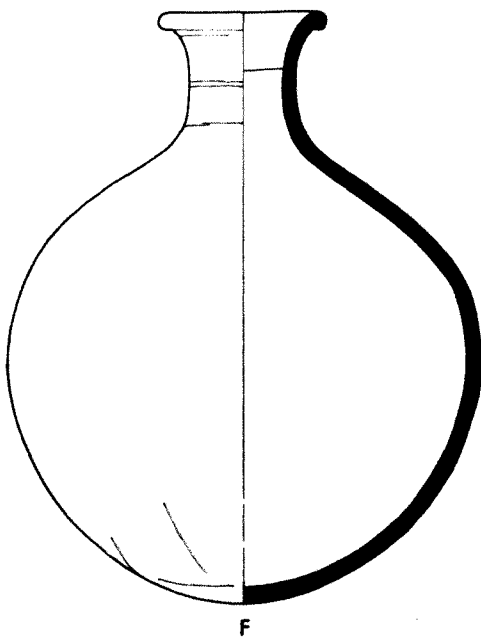
C



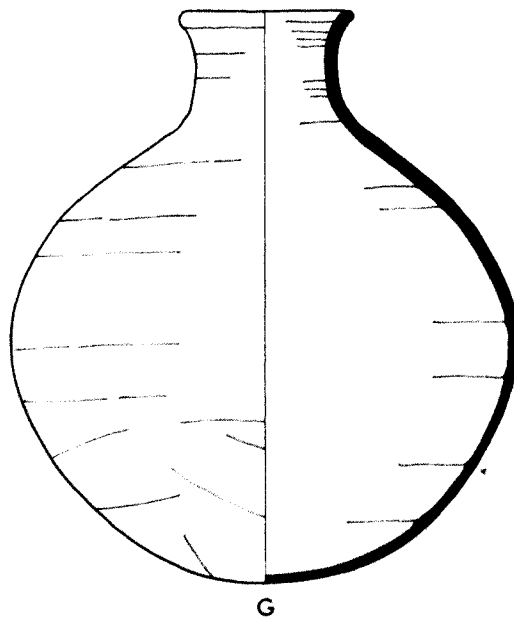
D



E



F

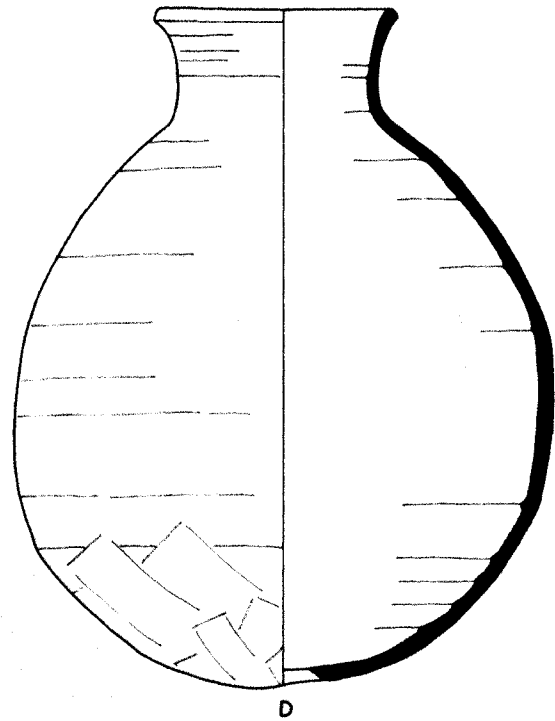
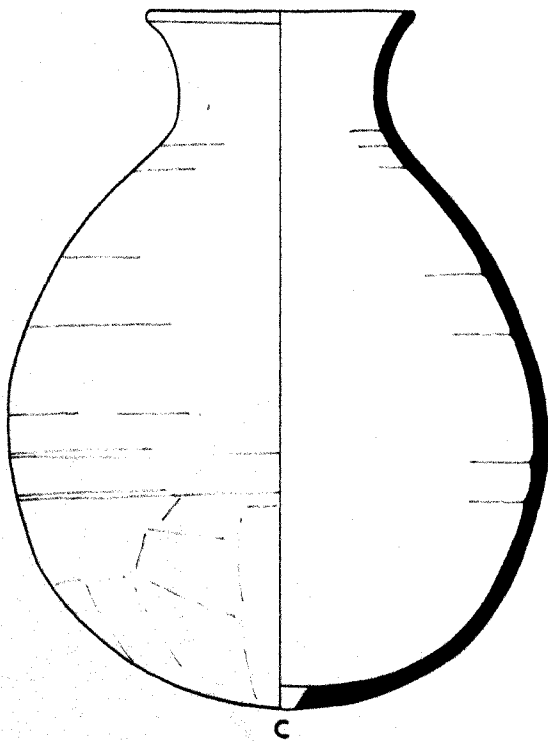
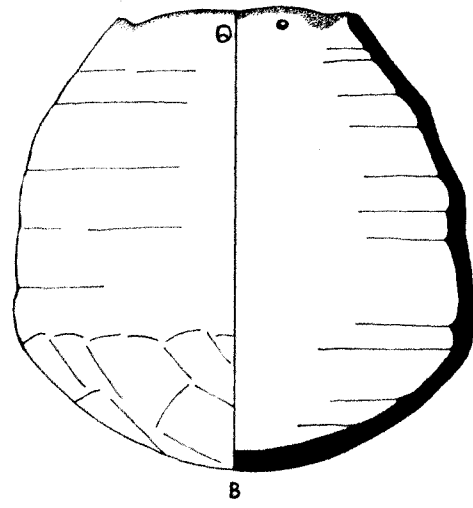
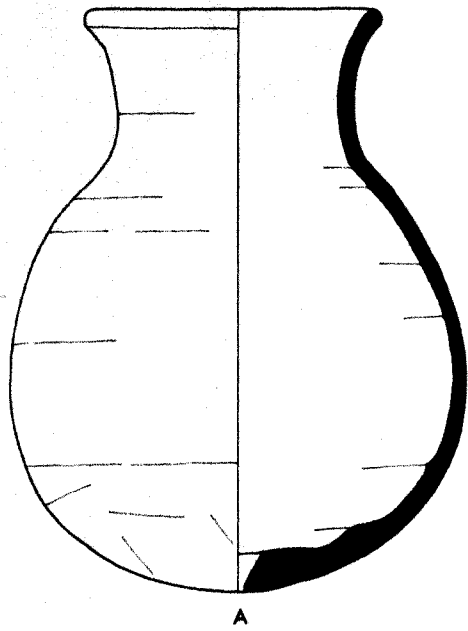


G

Egyptian jars. (A) T235:1, VI-A; (B) K58:1, VI-B; (C) T112:1, VI-E2; (D) K16:1, VI-C; (E) T241:2, VI-C; (F) T4:3, VI-E2; (G) T38:6, VI-E1.

**PLATE 76**

Scale 2:3

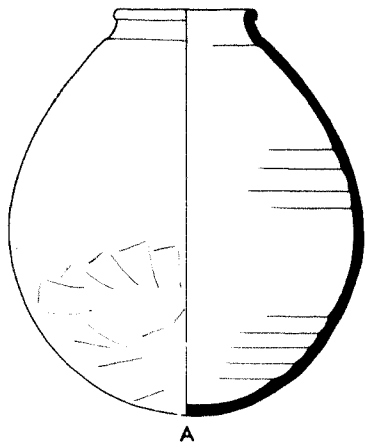


Egyptian jars. All are VI-C. (A) T161:2, (B) T5:2 (rim ground down), (C) T94:1, (D) T216:2.

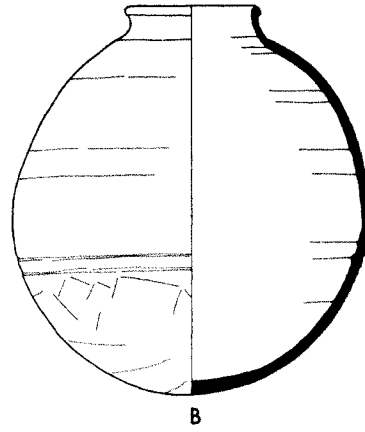


## PLATE 77

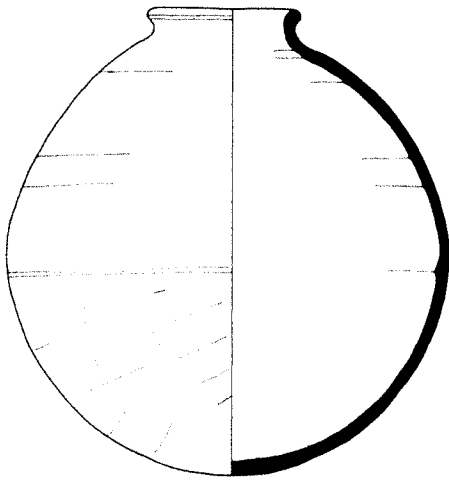
Scale 1:5



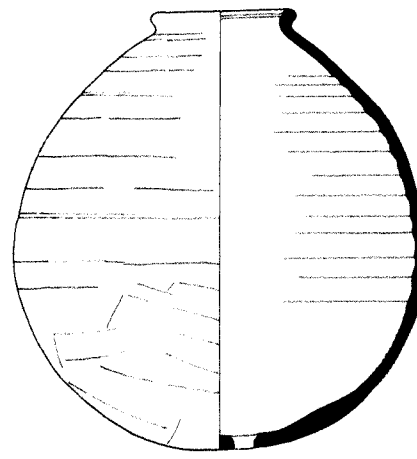
A



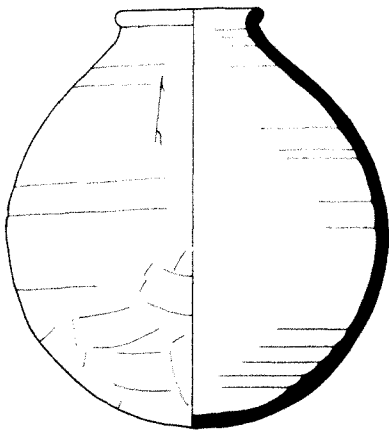
B



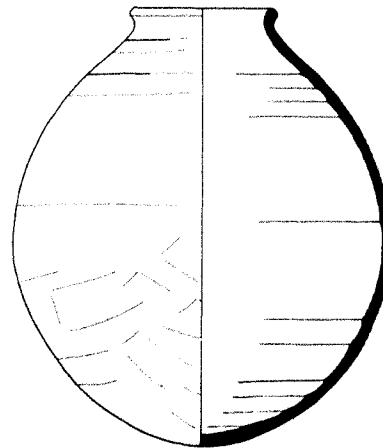
C



D



E

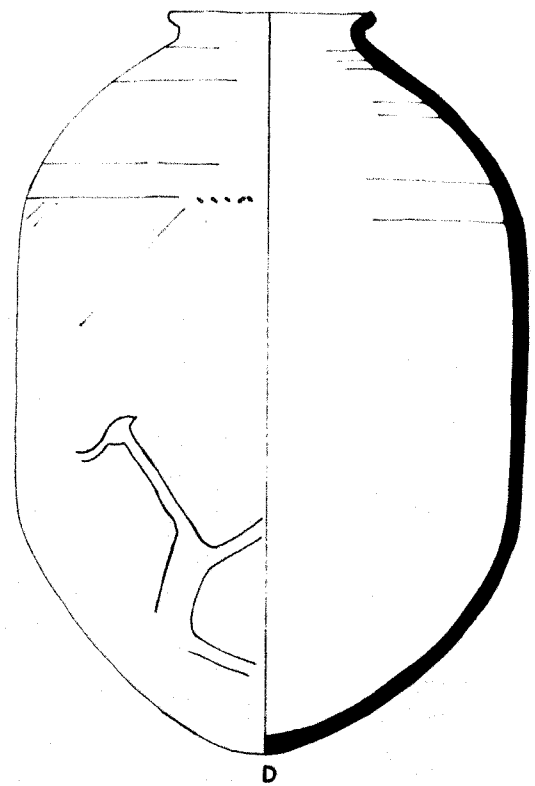
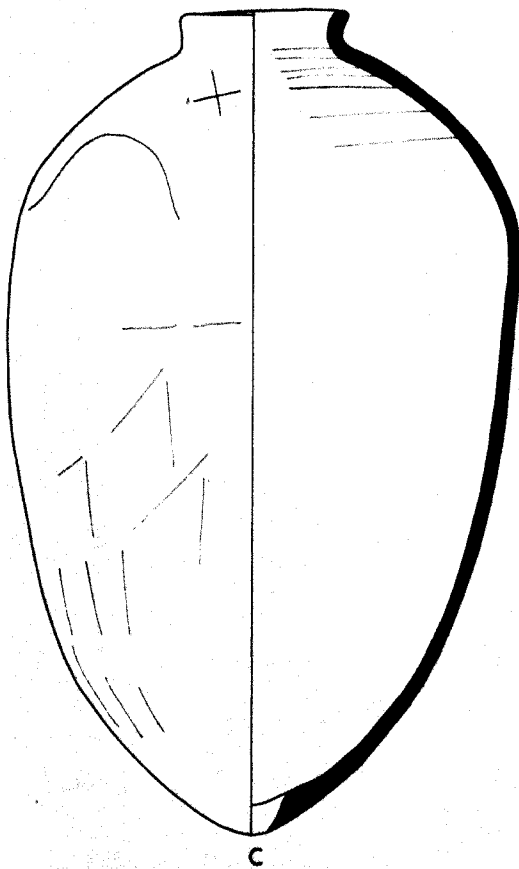
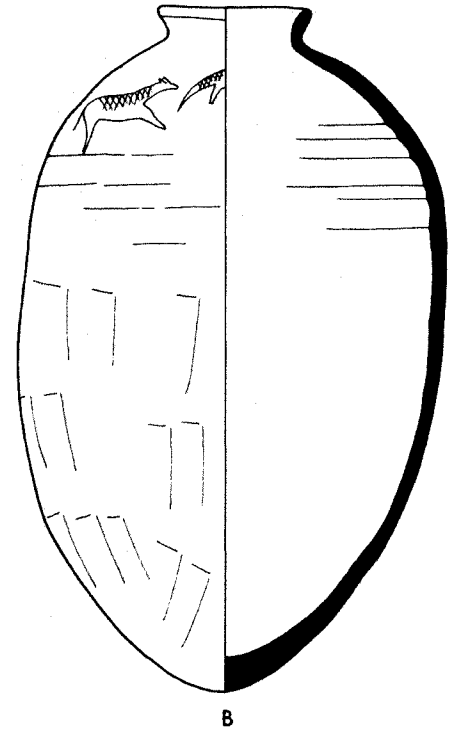
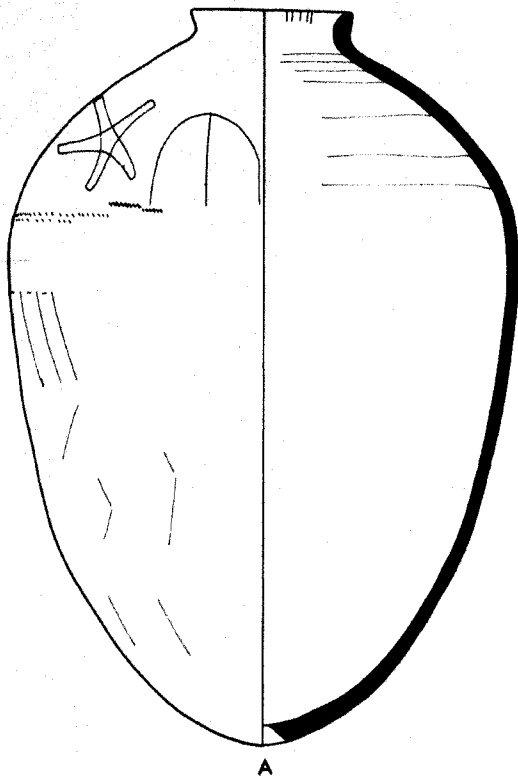


F

Egyptian jars. All are VI-D. (A) T153C:3, (B) T216:3, (C) T227:2, (D) K41:1, (E) K42:1, (F) K63:1.

**PLATE 78**

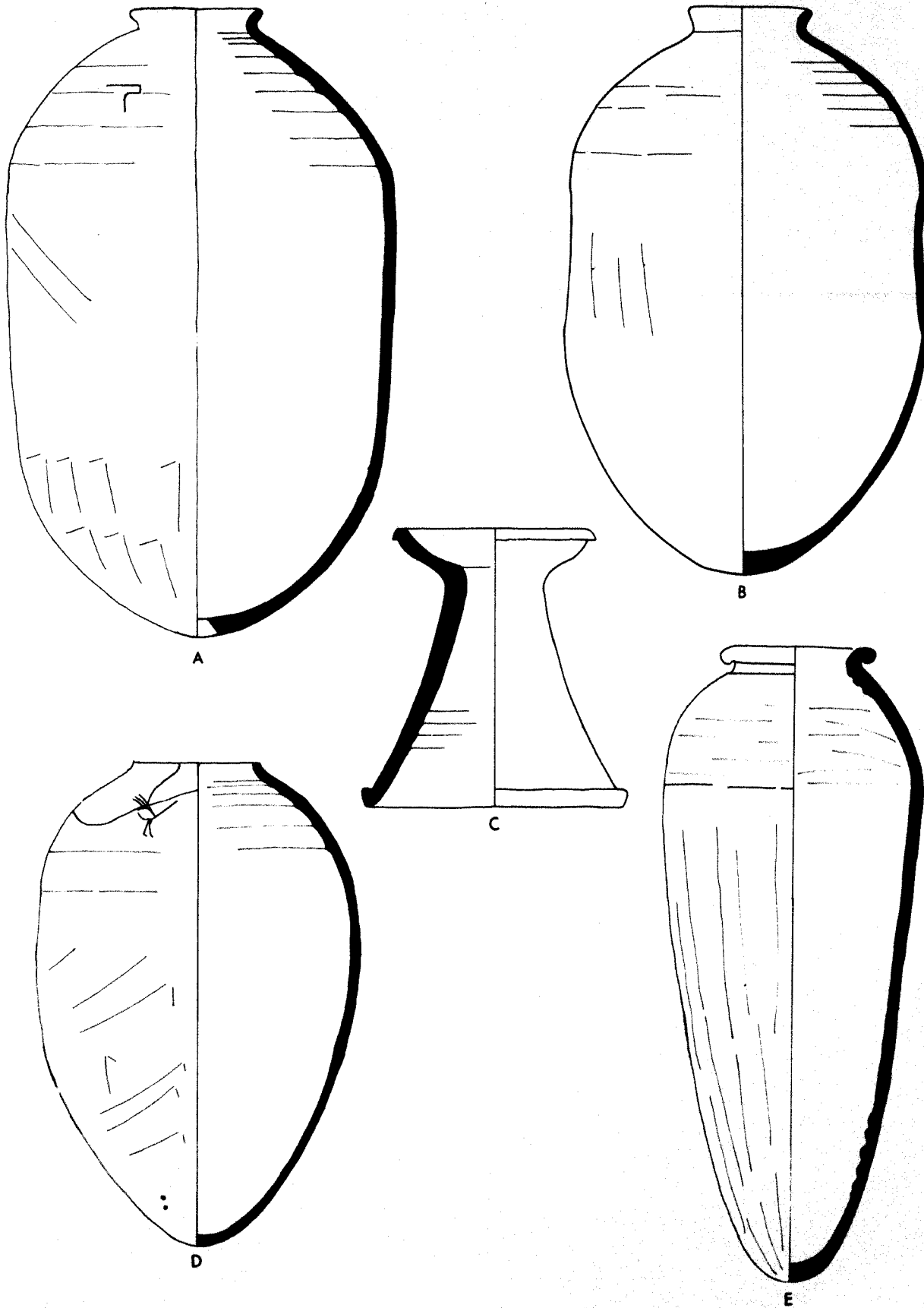
Scale 1:5



**Egyptian jars. All are VI-F. (A) T138:1, (B) T205:1, (C) T149:3, (D) T227:1.**

## PLATE 79

Scale 1:5



Egyptian jars and pot stand. (A) T246:2, VI-F; (B) K34:1, VI-F; (C) U1:2, V-E; (D) U2:2, VI; (E) K33:2, V-G (Predynastic).

## PLATE 80

Scale 2:5



A



B



C



D



E



F



H



G



I

Egyptian jars. (A) T53:2, V-A; (B) T72:1, V-A; (C) T111:2, V-D1; (D) K94:4, V-B (rim ground down); (E) T222:1, V-C; (F) K70D-E:1, V-C; (G) T218:2, V-D2; (H) K62:4, V-C (rim ground down); (I) T77:2, V-D2.

PLATE 81

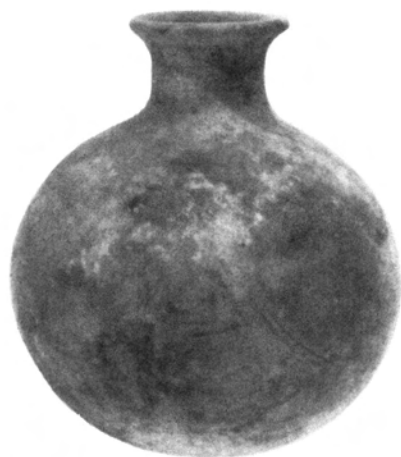
Scale 2:5



A



B




C



D



E



F



G



H

Egyptian jars. (A) T235:1, VI-A; (B) K58:1, VI-B; (C) T112:1, VI-E2, (D) K16:1, VI-C; (E) T241:2, VI-C (F) T4:3, VI-E2; (G) T38:6, VI-E1.

PLATE 82

Scale 1:5




A



B



C



D



E


Egyptian jars. (A) T216:2, VI-C; (B) T94:1, VI-C; (C) T153C:3, VI-D; (D) K42:1, VI-D; (E) K63:1, VI-D.

PLATE 83

Scale 1:5




A



B



C




D

Egyptian jars. All are VI-F. (A) T138:1, (B) T205:1, (C) T149:3, (D) T227:1.

PLATE 84

Scale 1:5



A



B



C



D



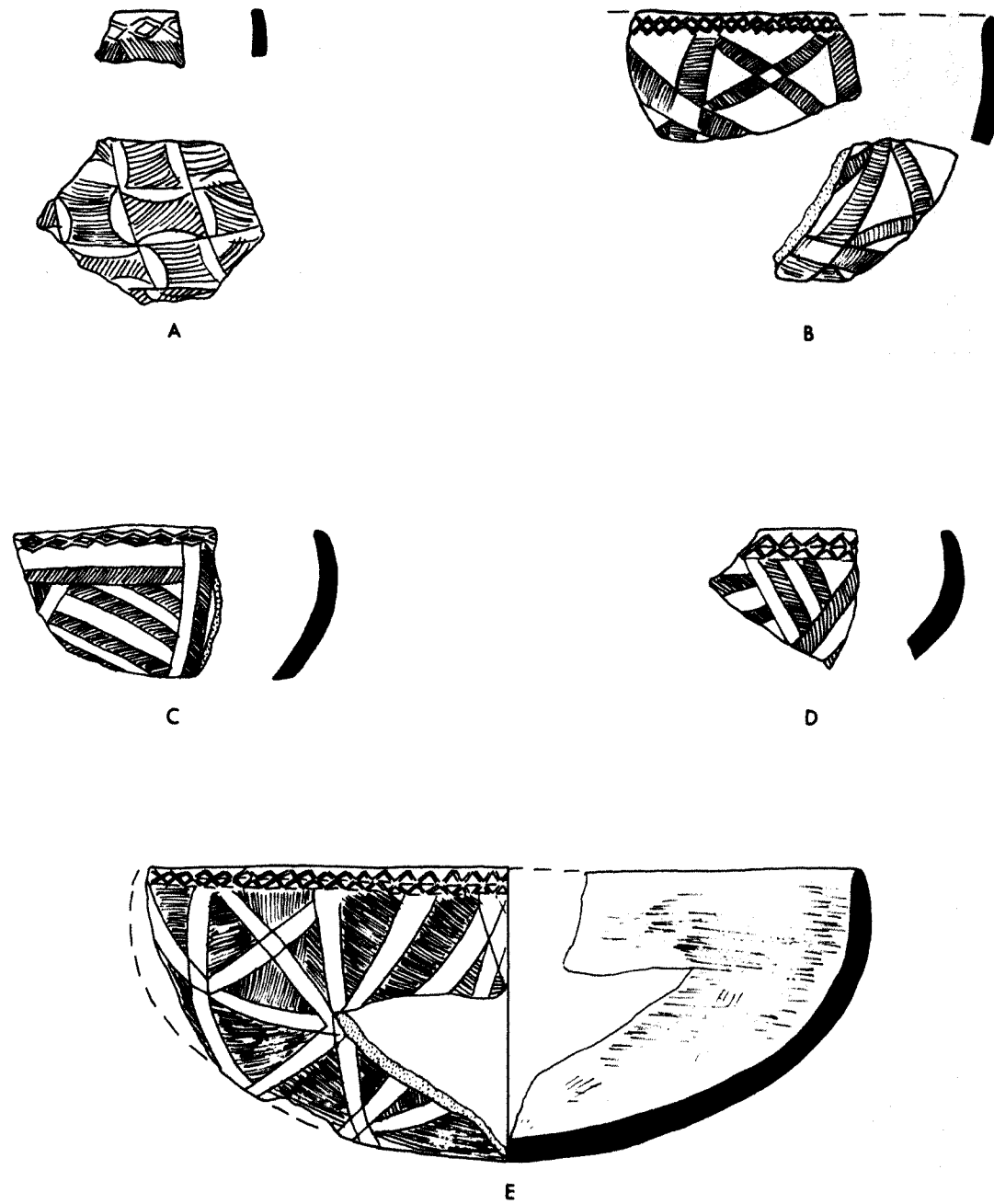
E

Egyptian jars. (A) T246:2, VI-F; (B) K34:1, VI-F; (C) U1:2, V-E; (D) U2:2, VI; (E) K33:2, V-G.



## PLATE 85

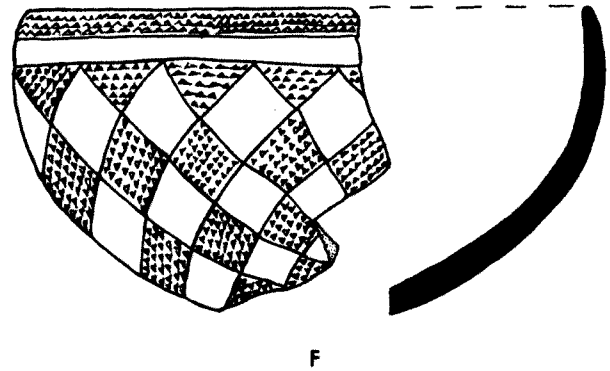
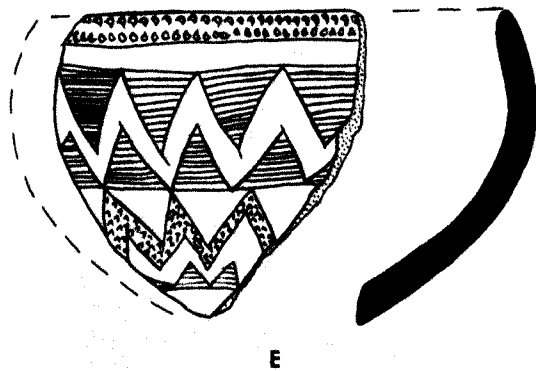
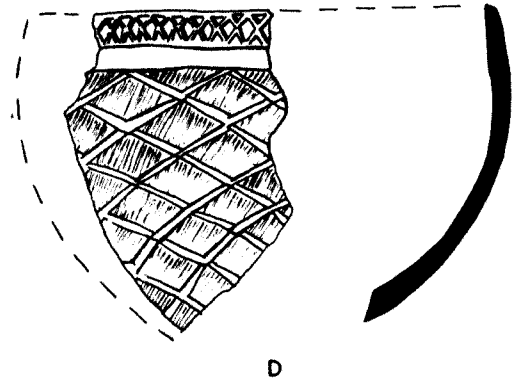
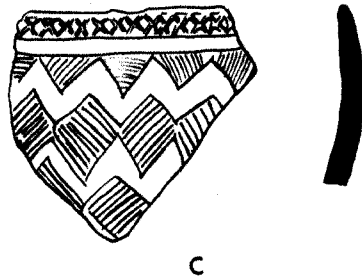
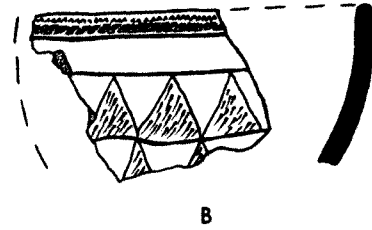
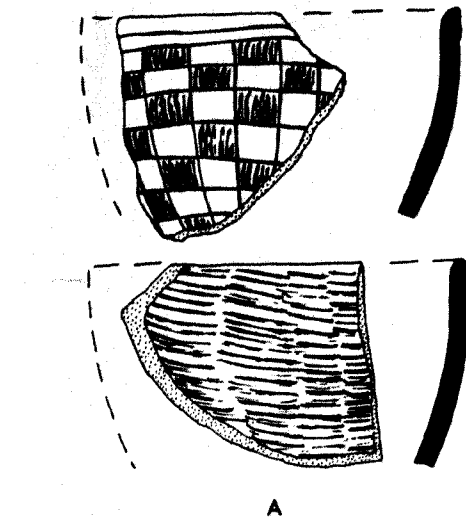
Scale 1:2



Sherds of incised bowls with phase 1A and 1B decoration. (A) T60:2k, 1-A/5a; (B) T219:3f, 1-A-B/7; (C) T222:2, 1-A/2a; (D) T60:2j, 1-A/2a; (E) T294:4b, 1-A/7 (reserve).

## PLATE 86

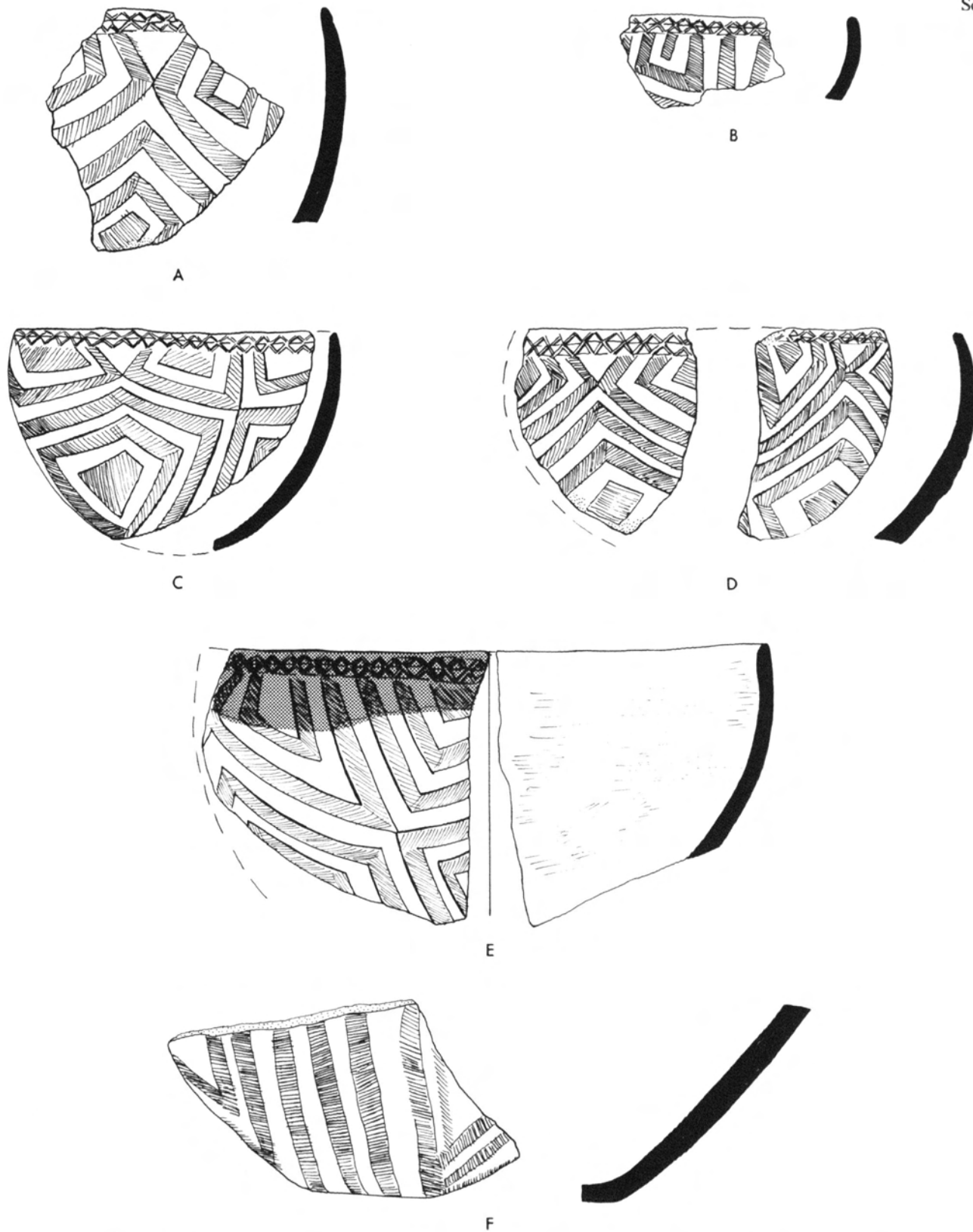
Scale 1:2



Sherds of incised bowls with phase IIA decoration. (A) T117:3, I-/13 (top = outside, bottom = inside); (B) between T169 and T205:1, I-B/9a; (C) T219:3b, I-B/10; (D) T31:1, I-B/16b; (E) T4 or T5:1, I-B/17a; (F) T140:4a, I-B/15a.

## PLATE 87


Scale 1:2



Sherds of incised bowls with phase IA and IB decoration. (A) T205:3, I-B/1a-b; (B) T271:2, I-A/1b; (C) T221:6, I-B/1ci; (D) T215:4, I-/1b; (E) T274:3, I-B/1c; (F) T176:9d, I-B/2b. (A), (E), and (F) are black-topped red. (See ch. 2, n. 23.)

## PLATE 88

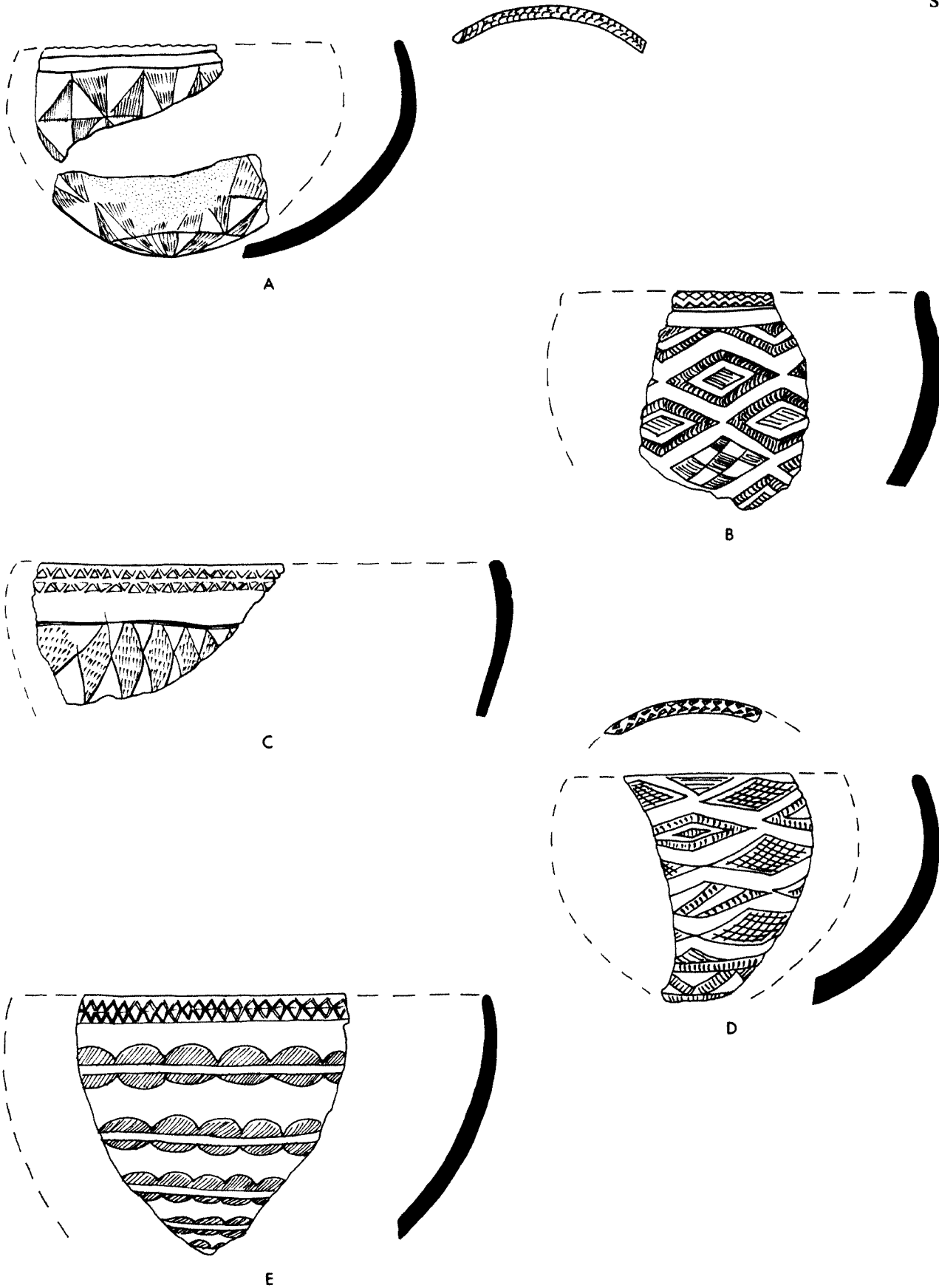
Scale 1:2



Sherds of incised bowls with phase IA, IB, and IIA decoration. (A) T208:2b, I-B/16a; (B) T227:6b, I-B<sup>?</sup>/2a; (C) between T268 and T271:2, I-B/1c or 3; (D) T227:6a, I-B<sup>?</sup>/2a; (E) T215:6, I-A/5a; (F) T165:7, I-B/2b; (G) T151:2a, I-A/2a; (H) T227:6c, I-B/2a; (I) T274:2a, I-H (var. A)/2a; (J) T50:5, I-B/2b; (K) T264:3, I--/2b; (L) T151:2b, I-A/2b.

## PLATE 89

Scale 1:2



Sherds of incised bowls with phase IIA and IIB decoration. (A) T216:7a, I-B/22; (B) K72:3a, I-B/26ai, polychromy (red, white, yellow); (C) T233:2, I-B/14; (D) K72:3b, I-B/26ai, polychromy (red, white, yellow); (E) T205:5, I-B/5b. (D) Red: upright triangles and borders and centers of diamonds; yellow: pendant triangles and plain areas of diamonds.

PLATE 90


Scale 2:5



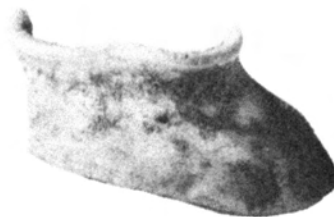
Sherds of C-Group jars. (A) T89:1a, III-D/iii; (B) T89:1b, III-D/iii; (C) T198:2, III-C2; (D) T246:5, III-D/i var.; (E) K54:3, III-G2.

PLATE 91

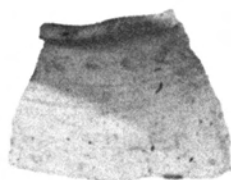
Scale 2:5



A



B



C



D



E



F

Sherds of Egyptian jars. (A) T36:3, V-C?; (B) T138:7, VI-B2; (C) T140:4e, VI-B2; (D) T275:3, V-F?; (E) T245:3, V-B; (F) K38:3, V-A.

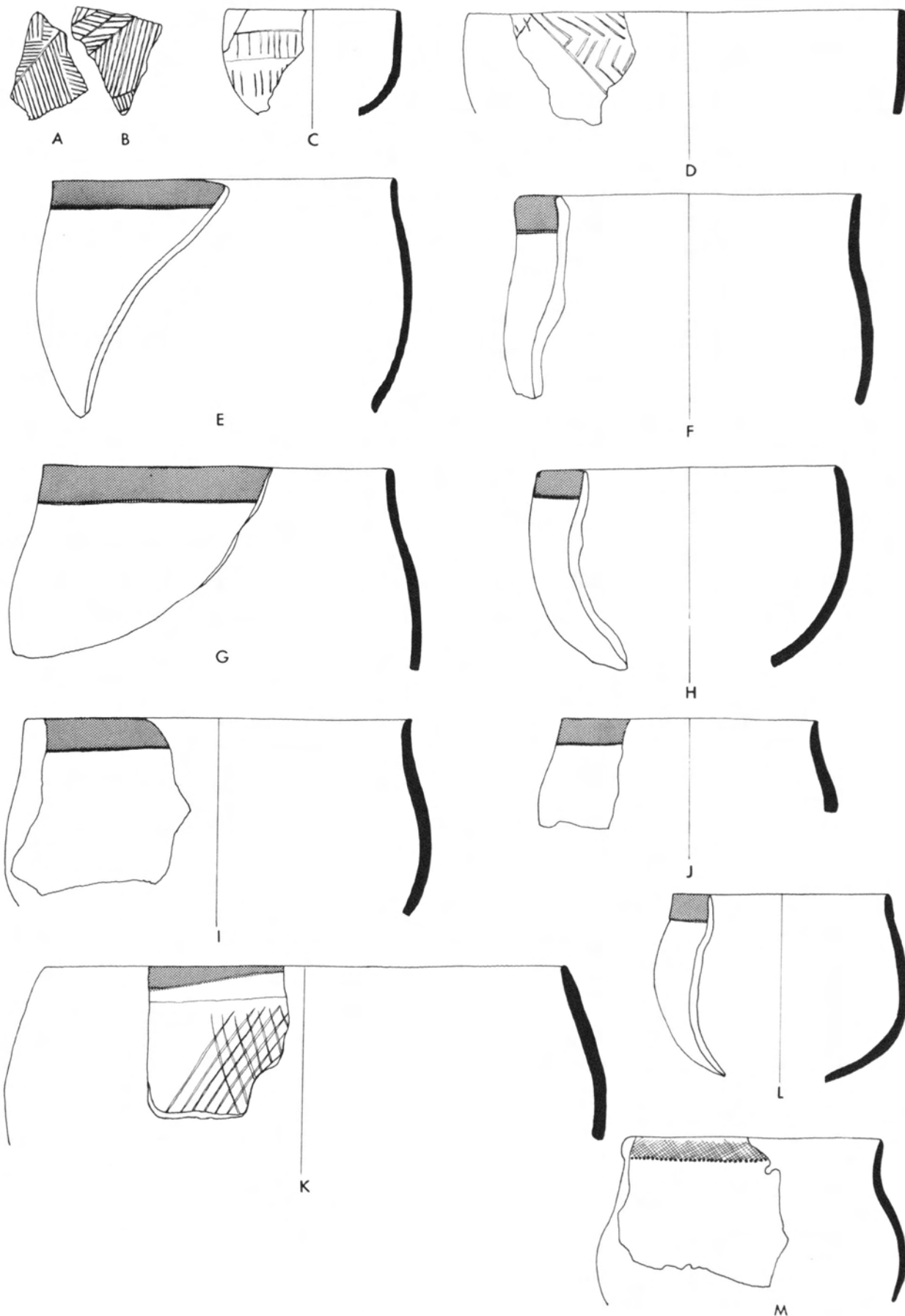
## PLATE 92

Scale 2:5



Sherds of utility bowls and an incised bowl. (A) T60:2d, IV-B2/bii $\beta$ ; (B) T48:2, IV-D2; (C) T134:9a, IV-C/-i; (D) T100:3, IV-D3; (E) T138:8, IV-B1/a; (F) T169:3, I-B/9a; (G) T199:2b, IV-D2 (overall pattern of herringbone incision); (H) T233:3, IV-C.






Sherds of Pan Grave pottery. (A) T103:3, (P/12); (B) T114:2, (P/12); (C) Cemetery K, surface, (P/10); (D) T237:4, (P/10); (E) K29:4a, (P/7 var.); (F) K29:4b, (P/7 var.); (G) Cemetery K, surface, (P/7 var.); (H) K74:6, (P/7); (I) K92:1, (P/7 $\gamma$ ); (J) K99:4b, (P/10 var.); (K) K100:4, (P/8 $\alpha$ ); (L) K102:1, (P/7 $\beta$ ); (M) K99:4c, (P/7 $\gamma$ ).

## PLATE 94

Scale 2:5



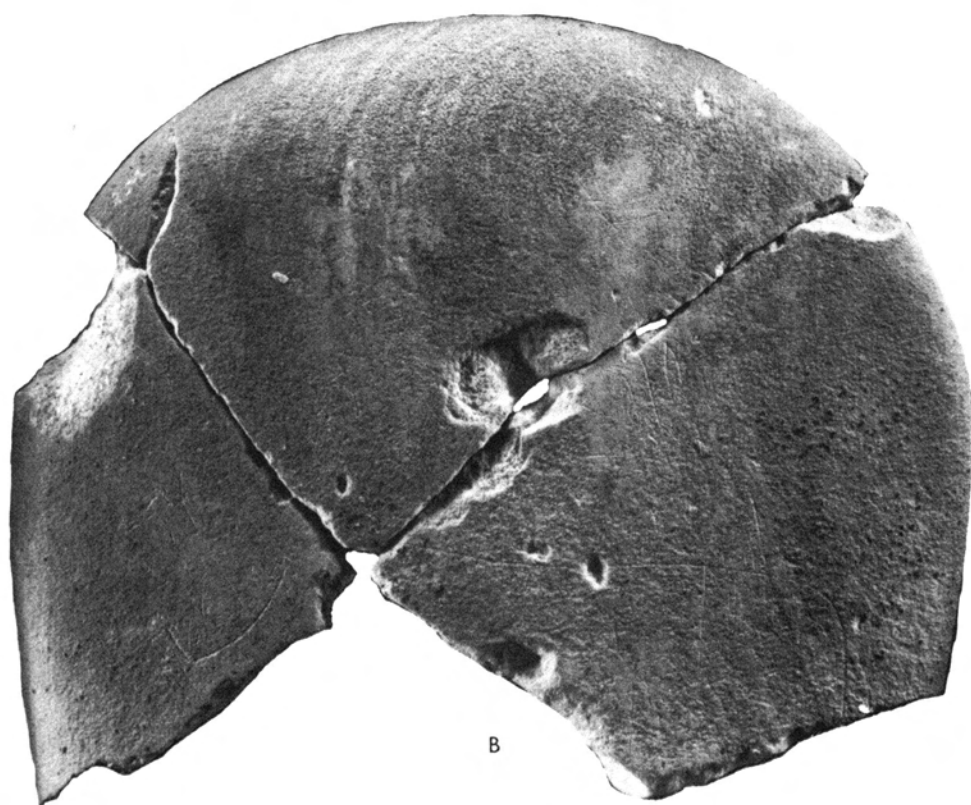
Pottery from the Kerma tomb K57. (A,F) K57:3, Kerma beaker with mending holes; (B,G) K57:4, Kerma beaker; (C,H) K57:5, Kerma beaker; (D,I) K57:2, Kerma beaker; (E,J) K57:1, Kerma jar with sherd lid.



Stela from T39 with representations of cattle and ship. (A) Obverse; (B) reverse.

PLATE 96

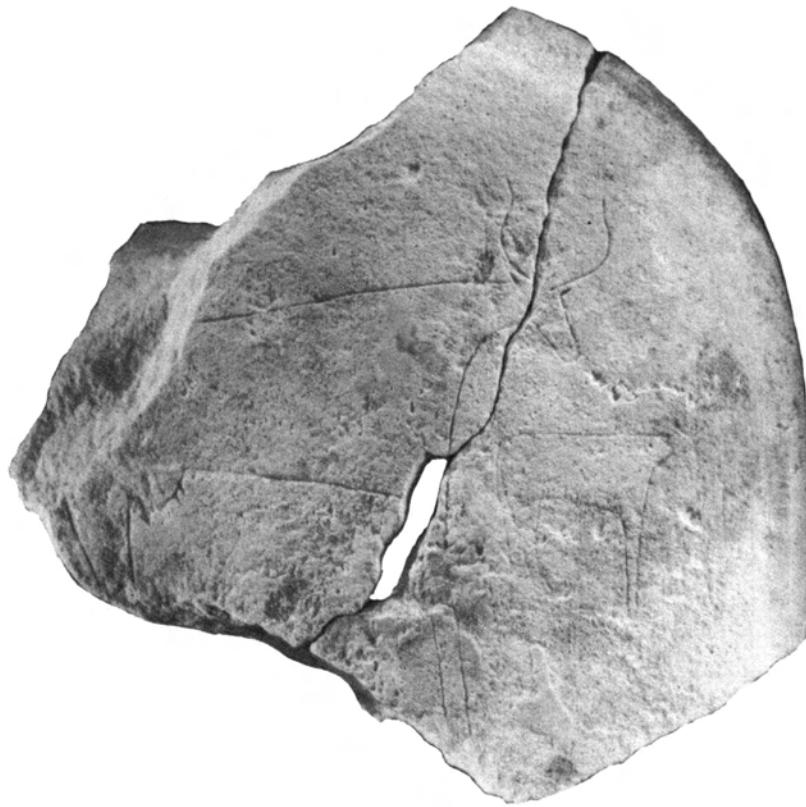
Scale 1:5



Stela from T39 with representations of cattle and ship. (*A*) Obverse; (*B*) reverse.

PLATE 97


Scale 1:5



Stela with representations of cattle, T101:3.

PLATE 98

Scale 1:5



A



B



C



D

Stelae with representations of cattle. (A) T264:1, (B) T264:2, (C) T92:2, (D) T101:2.

PLATE 99

Scale 1:5



A



B




C

Stelae with representations of cattle. (A) T32:3, obverse; (B) T32:3, reverse; (C) T101:1.

PLATE 100

Scale 1:5



Fragments of stela from K22 and K23 with hunting scene and woman.

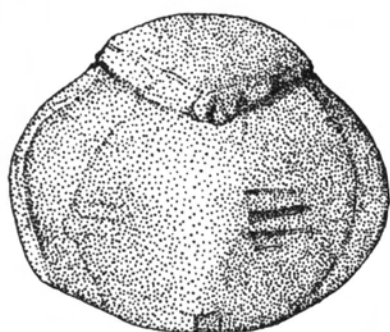




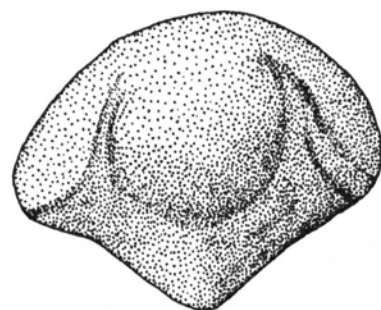
Fragments of stela from K22 and K23 with hunting scene and woman.

PLATE 102

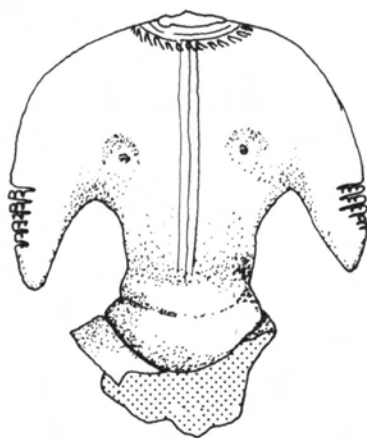
Scale 1:1



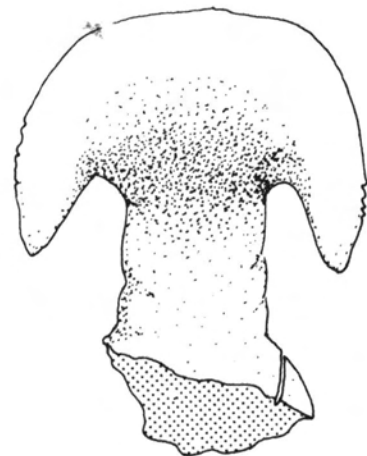
A



Scale 1:2



B



C



D

Clay figurines. (A) T205:2, (B) T154:1, (C) T207:1, (D) Cemetery K, surface.

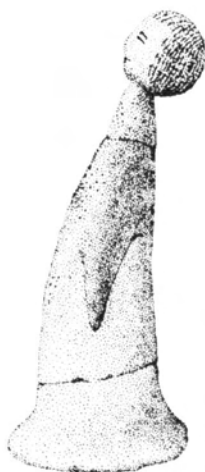
Scale 1:1



A



Scale 1:2



B

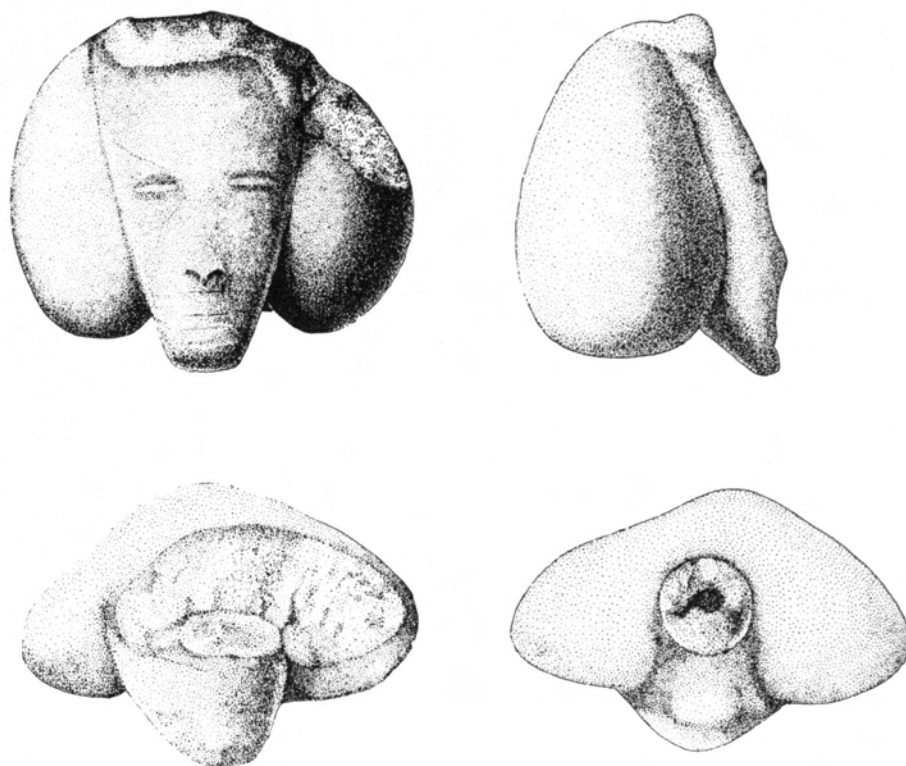
Clay figurine from T51. (A) Photos; (B) drawings.

PLATE 104

Scale 1:1

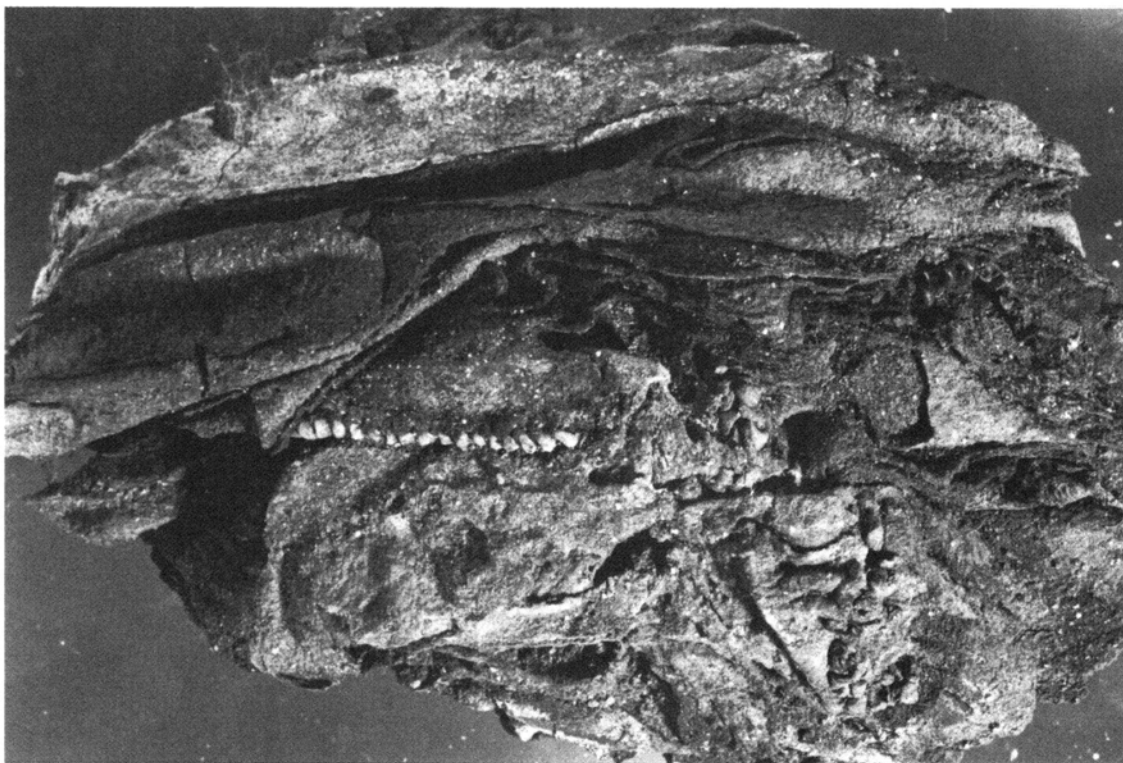


Head of male clay figurine from T217.



Head of male clay figurine from T217.


PLATE 106




A



B



C



D

Bead decorations from leather. (A) T176:1, (B) T54:1, (C) T224:2, (D) T76:1.



A



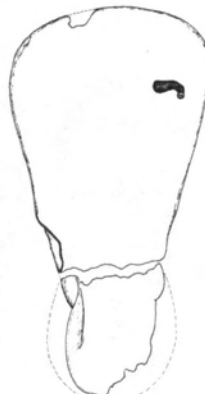
B



C



D



E



F



G



H

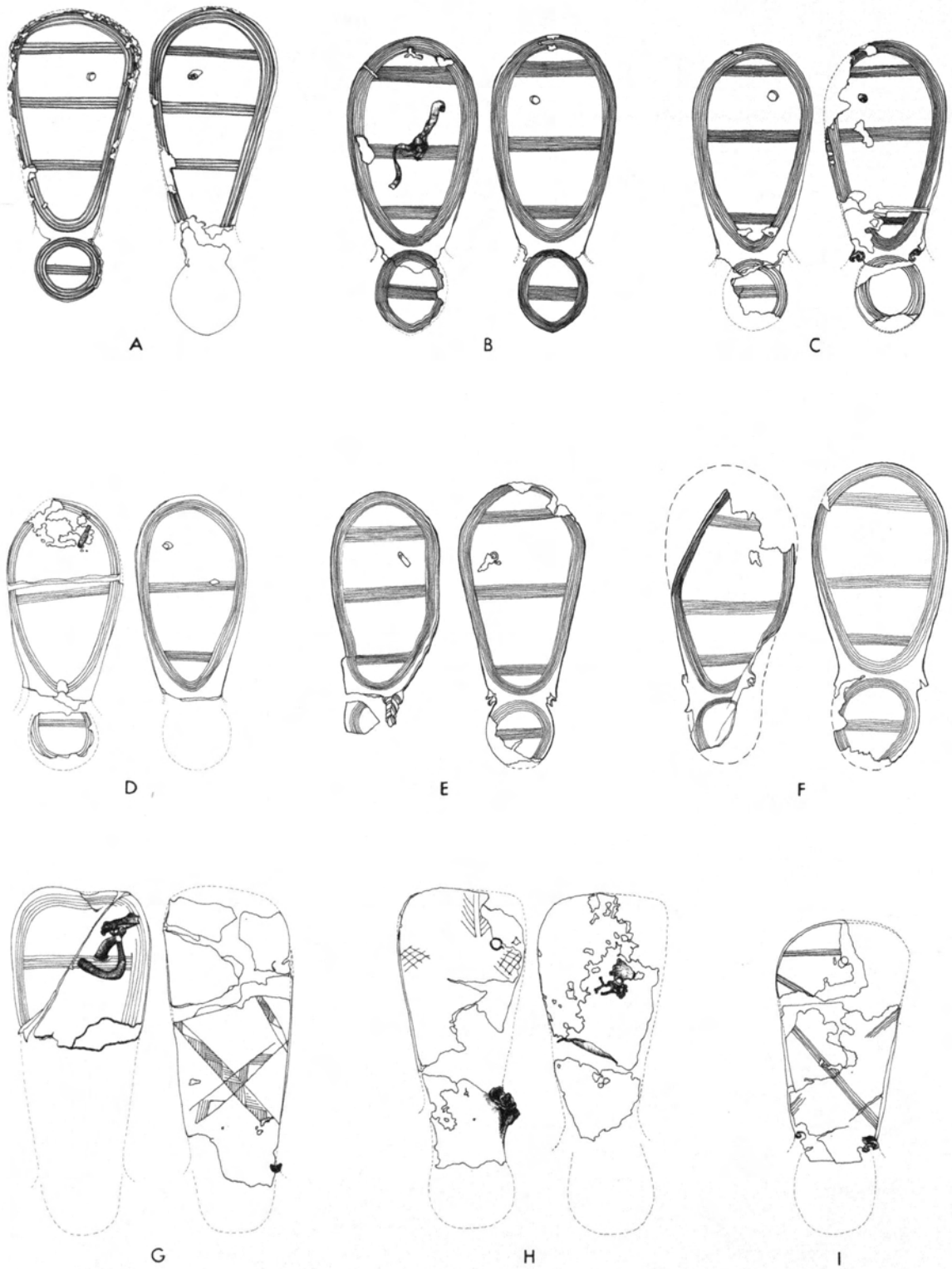


Sandals. (A) T68:6, form III-A; (B) T83:2c, form I; (C) T95:4, form I; (D) T105:3, form III-A; (E) T106:4, form I; (F) T122:2, form II, (G) T179:3, form IV; (H) T234:5, form I.




## PLATE 108

Scale 1:5



Sandals. All are form III-B. (A) T121:2e, (B) T166:1, (C) T182A:1, (D) T242:2, (E) T289:1, (F) T290:1, (G) T235:5a, (H) T5:4, (I) T256:1.






Hair rings. (A) K26:2, A2; (B) K34:3, A2; (C) K62:5, B2; (D) T48:1, B1; (E) T177:1, B1; (F) K63:5, B1; (G) K78:2, B1; (H) K78:1, B2; (I) T263:1, B1, B2; (J) T3:1, B1; (K) T40:5, B1; (L) T41:1, B1; (M) T46:5, B1; (N) T104:3, A3; (O) T143:1, A2; (P) T147:1, A2, A1; (Q) T167:1, B1; (R) T169:1, A1; (S) T202:1, A1; (T) T224:1, B1; (U) T225:1, B1.

## PLATE 110


Scale 1:2



Bracelets. (A) T12:3, B1; (B) U2:7, C; (C) T112:2, B1; (D) T89:2, B1; (E) T40:4, B2; (F) T46:4, B2; (G) T263:5, B2; (H) T219:1, B2; (I) K34:4, B2; (J) T147:2, B2; (K) T140:3, A; (L) K24:1, A; (M) T36:1, A; (N) T85:1, A; (O) T160:1, B3.

## PLATE 111

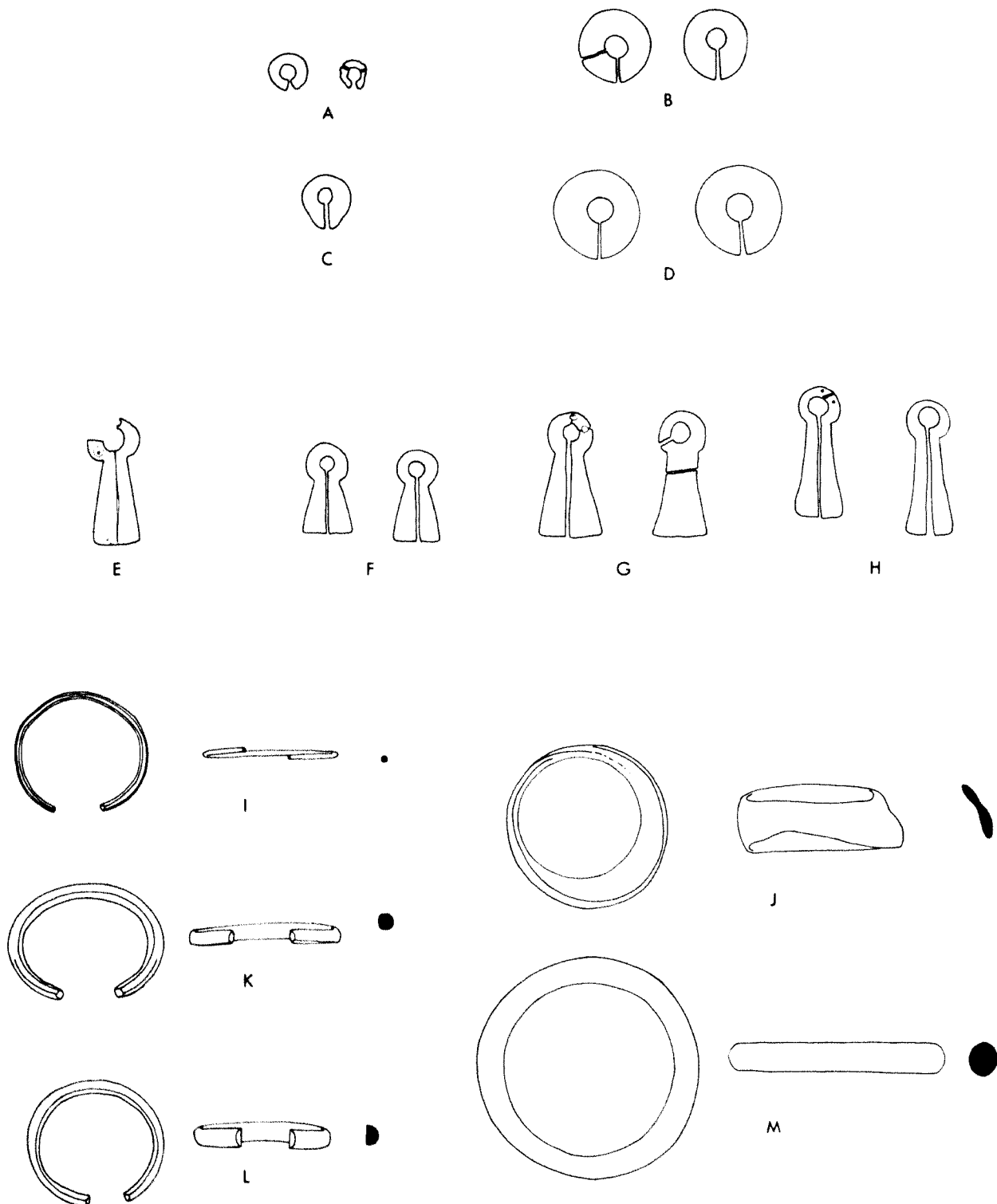
Scale 1:2



Rings. (A) T85:3, B2; (B) T135:3, B2; (C) T107:2-3, B3, B1 (2 exx.); (D) T160:3, B4, B1; (E) T232:1, B2; (F) T265:1, A1; (G) T275:1, B2; (H) K63:6, B1; (I) U3:3, C2; (J) K16:5, B2; (K) K74:4, C3; (L) K75:2, C3; (M) K76:1, B2.

## PLATE 112

Scale 1:2



Examples illustrating the typology of hair rings and bracelets. (A) T104:3, A3; (B) T147:1, A1, A2; (C) K26:2, A2; (D) T202:1, A1; (E) K62:5, B2; (F) T3:1, B1; (G) T263:1, B1, B2; (H) T40:5, B1; (I) U2:7, C; (J) T85:1, A; (K) T46:4, B2; (L) T112:2, B1; (M) T160:1, B3.

## PLATE 113

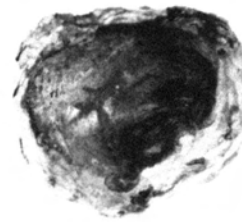
Scale 1:2



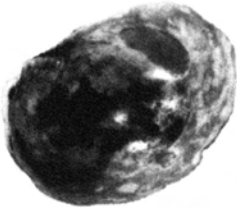
A



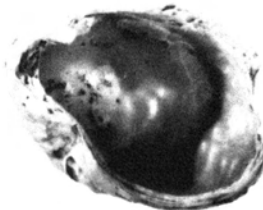
B



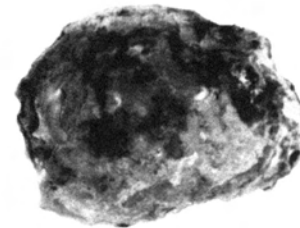
C



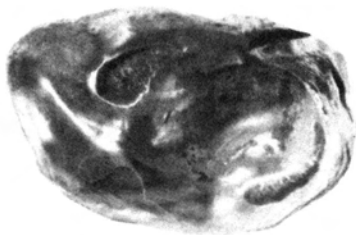
D



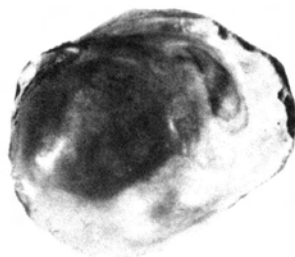
E



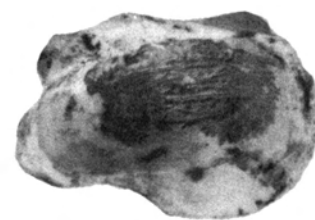
F



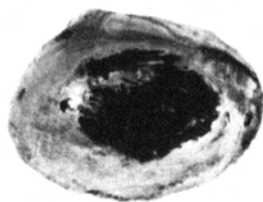
G




H



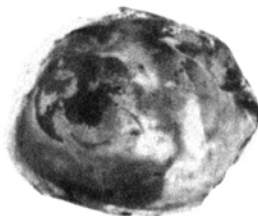
I



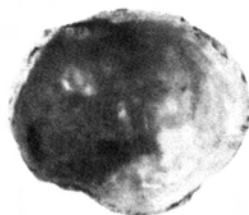
J



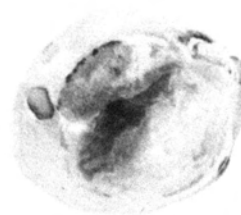
K



L



M




N


Shells for eye paint. The dark stains visible in many of the shells are traces of galena. *I* is *Chicoreus*, the remainder are *Etheria*. (A) T2:2, (B) T85:4, (C) T95:3, (D) T122:1, (E) T131:1, (F) T133:1, (G) T139:1, (H) T195:1, (I) T205:6, (J) K61:4, (K) U3:2, (L) K62:6, (M) K78:3, (N) K81:1.

PLATE 114

Scale 1:2



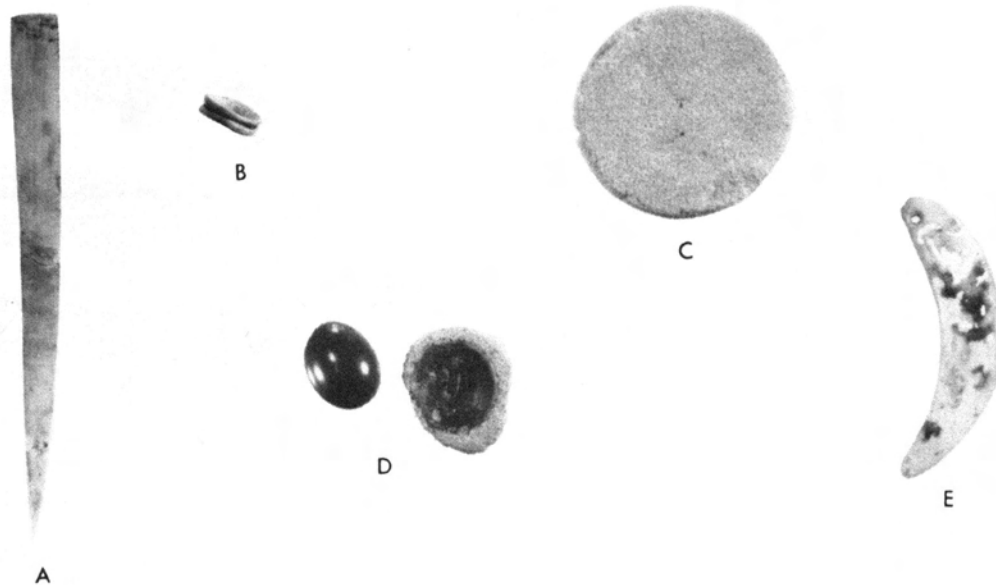
A



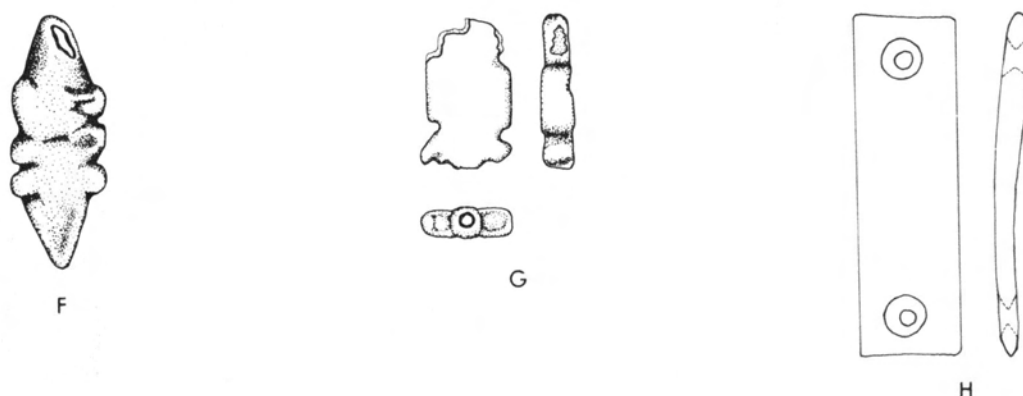
B

(A) T180:1, oval grindstone; (B) T221:4, palette.

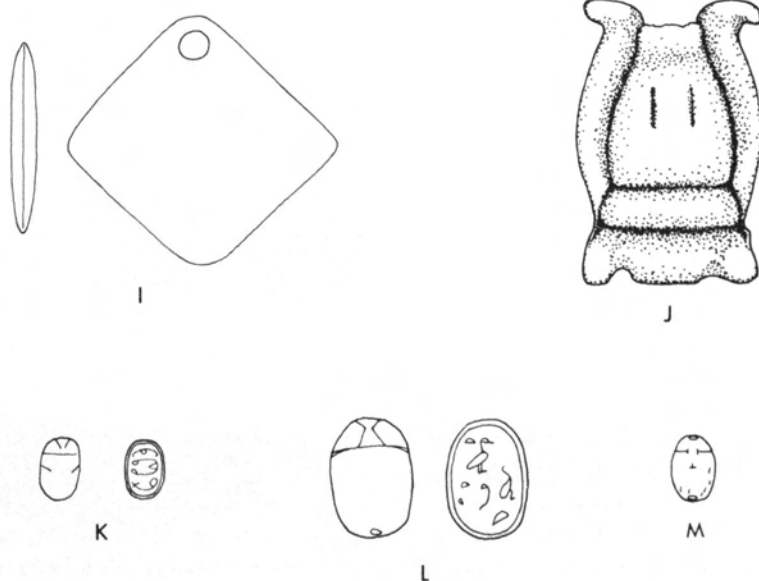
Scale 1:2



Scale 2:1



Scale 1:1



Miscellaneous objects. (A) T106:7, bone hair pin; (B) T107:3, bone ring; (C) T191:1, sandstone palette; (D) T240:2-3, pebble and small palette; (E) T56:1, shell pendant; (F) T229:1, faience amulet bead; (G) K63:7g, blue faience pendant or amulet; (H) K93:2, pierced shell wristlet plaque; (I) T4:6b, bone pendant; (J) K69:4, faience amulet; (K) K73:4, scarab; (L) K80:1, scarab; (M) K80:3, scarab. (Scarabs will be republished with three views in Bruce Williams, *Oriental Institute Nubian Expedition*, vol. 6 (Chicago: Oriental Institute, forthcoming.)






## PLATE 117

Scale 3:1



A



B



C



D




E



F



G



H

Beads and fiber core of metal ring-bead necklace; cord made of fibers bound with leather. (A) T195:4; (B) T98:2; (C) T72:4; (D) U3:4a; (E) T46:3a; (F) T8:2; (G) T46:3a-b, with a fragment of core; (H) T122:3, fiber core bound with leather to make cord. (A) includes a Meroitic gilt-glass bead, and the string was probably dropped by plunderers.

PLATE 118

Scale 1:2



*Nerita* (A-B) and cowrie (C-D) shells used as jewelry. (A) T255:1b, (B) T246:4, (C) T12B:2, (D) T221:1a.

PLATE 119

Scale 1:2



*Rishi* mask and stone vessels. (A) T248:3, painted plaster for *rishi* mask?; (B) T1:1, alabaster ointment jar; (C) U1:9, stone vessel.

PLATE 120



A




B

(A) General view of Cemetery K, looking toward the river; (B) general view in Cemetery T, looking south.



A




B

(A) T41, (B) T124

PLATE 122



A




B

(A) T127, (B) T129B





A



B

(A) T153C, (B) T216


PLATE 124



A



B



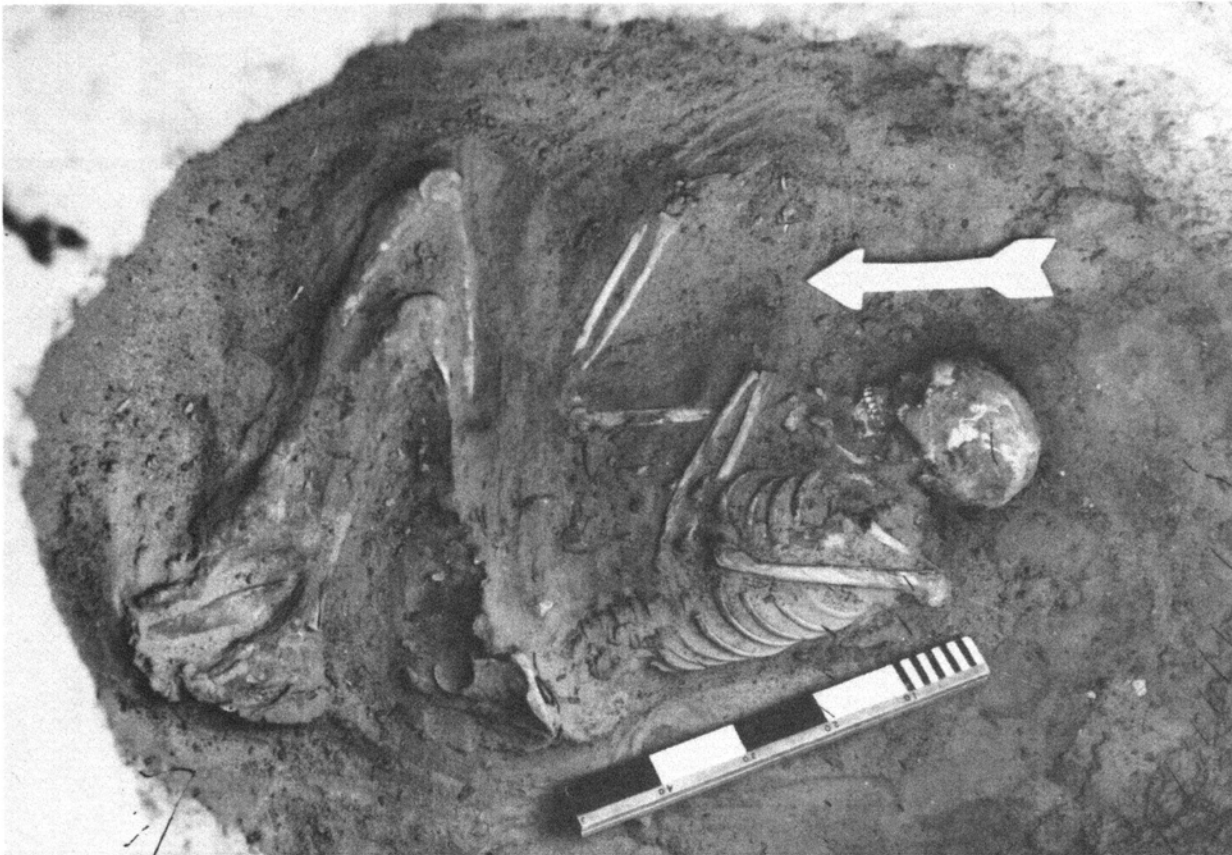
C



D

(A) T176, (B) T204, (C) T205, (D) T204 and T207





A




B

(A) T232, (B) T234


PLATE 126



T263



A



B

(A) T223, (B) T230

PLATE 128




A



B

(A) K9, (B) K34

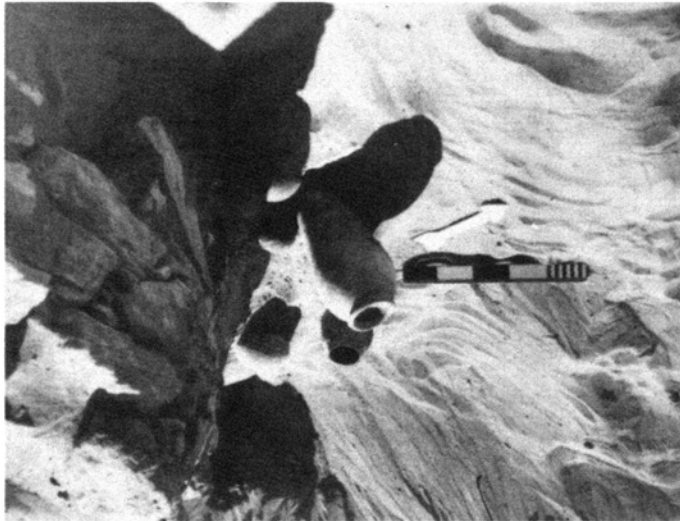





A



B



C




D

(A) K33, (B) K73, (C) K55, (D) between K56 and K52

PLATE 130



A



B

(A) K32 (pots nos. 1 and 7 have been displaced), (B) K42

